



HELLENIC REPUBLIC
HELLENIC STATISTICAL AUTHORITY

Piraeus, September 12, 2022

PRESS RELEASE

ISSUING OF MOTOR VEHICLE LICENSES: AUGUST 2022

The Hellenic Statistical Authority announces that in August 2022, 16,055 road motor cars (both new and used from abroad) were put into circulation for the first time, recording a 17.9% increase compared with the corresponding month of 2021 when the number of road motor cars was 13,612. In August 2021, a 2.7% increase had been observed in comparison with the corresponding month of 2020 (Table 1, Graphs 1,2,3,5). A total number of 9,785 new cars were put into circulation in August 2022 compared with 7,130 in August 2021, recording a 37.2% increase.

The new motorcycles over 50cc (both new and used from abroad) that were put into circulation for the first time in August 2022 amounted to 4,514, against 3,659 in 2021, thus recording a 23.4% increase. In August 2021, a 17.0% increase had been observed in comparison with the corresponding month of 2020 (Table 1, Graph 4). Out of the above motorcycles 4,155 were new, while the corresponding figure in August 2021 was 3,304, recording a 25.8% increase.

During the period January - August 2022, 147,531 road motor cars (both new and used from abroad) were put into circulation for the first time, representing an increase of 5.2% compared to the corresponding period of 2021 when the number of road motor cars was 140,273. During the period January - August 2021 an increase of 25.6% had been observed in comparison with the corresponding period of 2020 (Table 3, Graphs 6,7). Out of the above number of road motor cars that were put into circulation, from January to August 2022, 81,326 were new, while the corresponding number during the respective period of 2021 was 82,248, recording a decrease of 1.1%.

During the period January - August 2022 the circulation of new motorcycles over 50cc (both new and used from abroad) amounted to 43,691 against 34,736 in 2021, thus representing a 25.8% increase. An increase of 34.1% had been observed during the period January - August 2021 in comparison with the corresponding period of 2020 (Table 3, Graphs 6,7). A total number of 40,366 new motorcycles were put into circulation, from January to August 2022, compared with 31,570 during the corresponding period of 2021, recording a 27.9% increase.

Information on methodological issues:

Sectoral Statistics Division

Transport Statistics Section

Pota Tzortzi, Konstantinos Menexes

Tel: +30 213 135 2187, +30 213 135 3055

e-mail: p.tzortzi@statistics.gr, k.menexes@statistics.gr

Information for data provision:

Tel: +30 213 135 2022

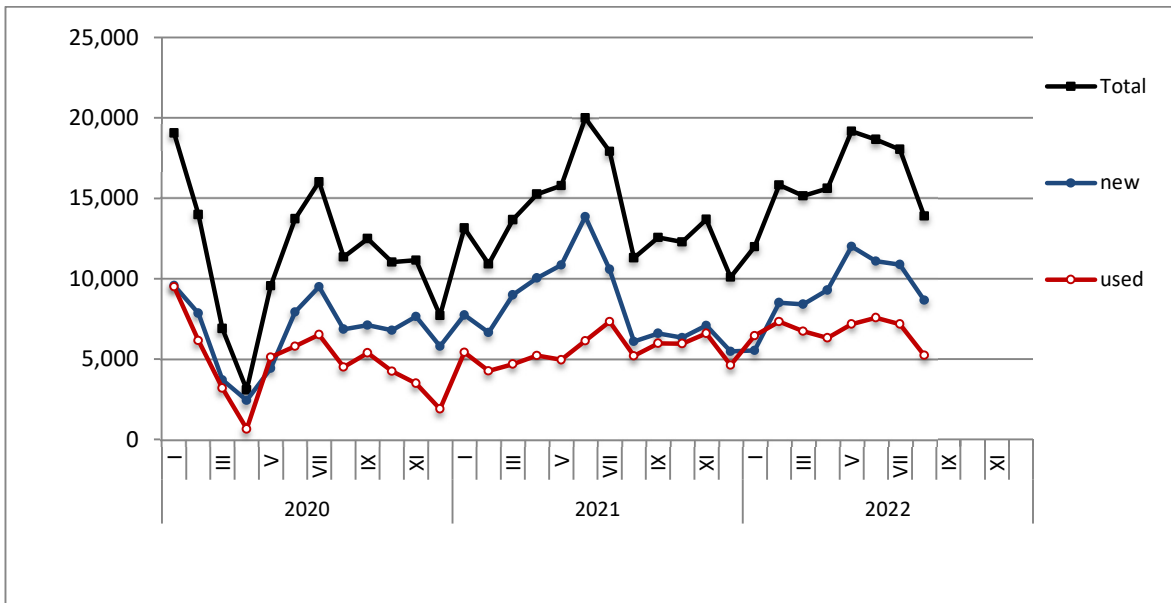
e-mail: data.dissem@statistics.gr

Table 1. Road motor vehicles, both new and used, put into circulation for the first time in Greece: August 2020 - 2022															
Category of Road Motor Vehicles	August									Change (%)					
	2020			2021			2022			2021/2020			2022/2021		
	Total	New	Used	Total	New	Used	Total	New	Used	Total	New	Used	Total	New	Used
Greece, total															
Road Motor Vehicles, total	16,384	10,262	6,122	17,271	10,434	6,837	20,569	13,940	6,629	5.4%	1.7%	11.7%	19.1%	33.6%	-3.0%
1. Road motor cars	13,257	7,370	5,887	13,612	7,130	6,482	16,055	9,785	6,270	2.7%	-3.3%	10.1%	17.9%	37.2%	-3.3%
Passenger Cars	11,349	6,851	4,498	11,286	6,093	5,193	13,883	8,658	5,225	-0.6%	-11.1%	15.5%	23.0%	42.1%	0.6%
Buses	99	15	84	76	33	43	68	12	56	-23.2%	120.0%	-48.8%	-10.5%	-63.6%	30.2%
Lorries	1,809	504	1,305	2,250	1,004	1,246	2,104	1,115	989	24.4%	99.2%	-4.5%	-6.5%	11.1%	-20.6%
2. Motorcycles > 50 cc	3,127	2,892	235	3,659	3,304	355	4,514	4,155	359	17.0%	14.2%	51.1%	23.4%	25.8%	1.1%
Prefecture of Attica															
Road Motor Vehicles, total	7,784	5,986	1,798	7,905	5,680	2,225	10,915	8,454	2,461	1.6%	-5.1%	23.7%	38.1%	48.8%	10.6%
1. Road motor cars	6,559	4,802	1,757	6,568	4,422	2,146	9,381	6,976	2,405	0.1%	-7.9%	22.1%	42.8%	57.8%	12.1%
Passenger Cars	5,984	4,506	1,478	5,614	3,764	1,850	8,178	6,067	2,111	-6.2%	-16.5%	25.2%	45.7%	61.2%	14.1%
Buses	32	3	29	26	9	17	16	5	11	-18.8%	200.0%	-41.4%	-38.5%	-44.4%	-35.3%
Lorries	543	293	250	928	649	279	1,187	904	283	70.9%	121.5%	11.6%	27.9%	39.3%	1.4%
2. Motorcycles > 50 cc	1,225	1,184	41	1,337	1,258	79	1,534	1,478	56	9.1%	6.3%	92.7%	14.7%	17.5%	-29.1%

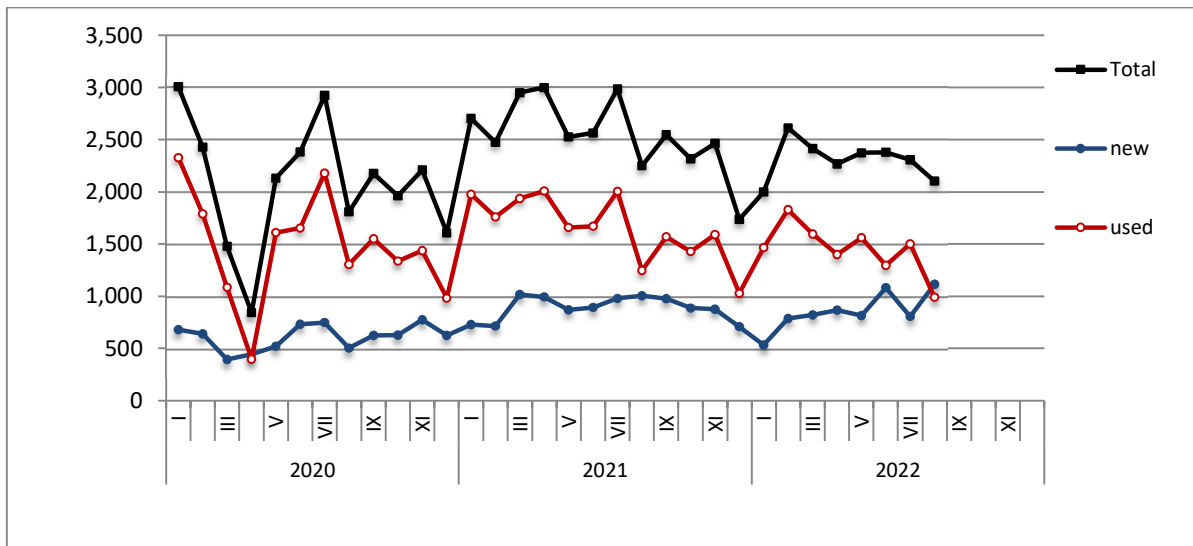
Table 2. Road motor vehicles, both new and used, put into circulation for the first time in Greece: September 2020 – August 2022

Category of Road Motor Vehicles	Average Sep. 2020 - Aug. 2021			Average Sep. 2021 - Aug. 2022			Change (%)		
							Average Sep. 2021 - Aug. 2022 / Average Sep. 2020 - Aug. 2021		
	Total	New	Used	Total	New	Used	Total	New	Used
Greece, total									
Road Motor Vehicles, total	19,883	12,964	6,919	21,966	13,640	8,326	10.5%	5.2%	20.3%
1. Road motor cars	15,933	9,360	6,573	17,152	9,204	7,948	7.7%	-1.7%	20.9%
Passenger Cars	13,358	8,508	4,850	14,744	8,321	6,423	10.4%	-2.2%	32.4%
Buses	124	31	93	114	27	87	-8.1%	-12.9%	-6.5%
Lorries	2,451	821	1,630	2,294	856	1,438	-6.4%	4.3%	-11.8%
2. Motorcycles > 50 cc	3,950	3,604	346	4,814	4,436	378	21.9%	23.1%	9.2%

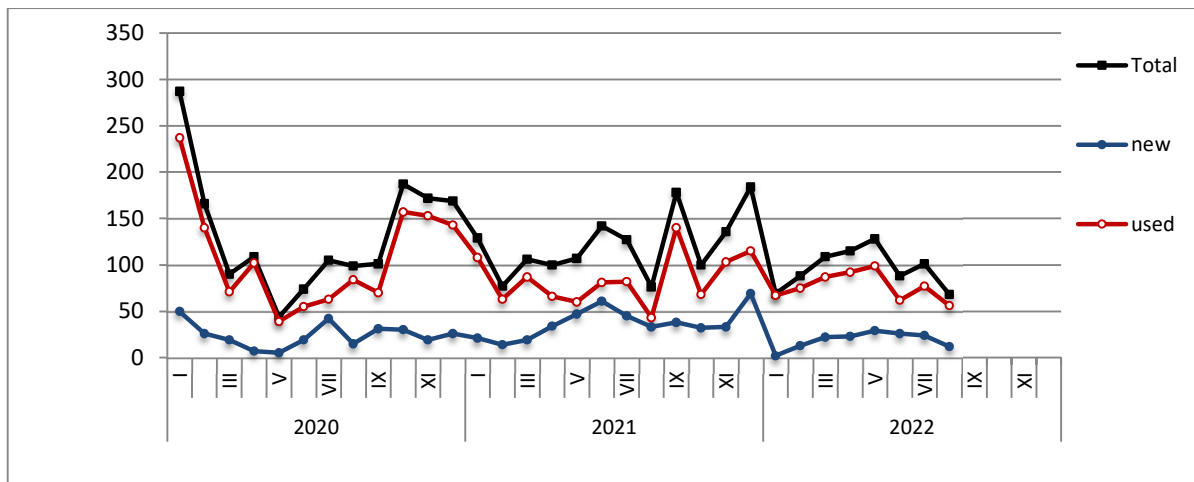
Graph 1: Passenger Cars (January 2020 – August 2022)



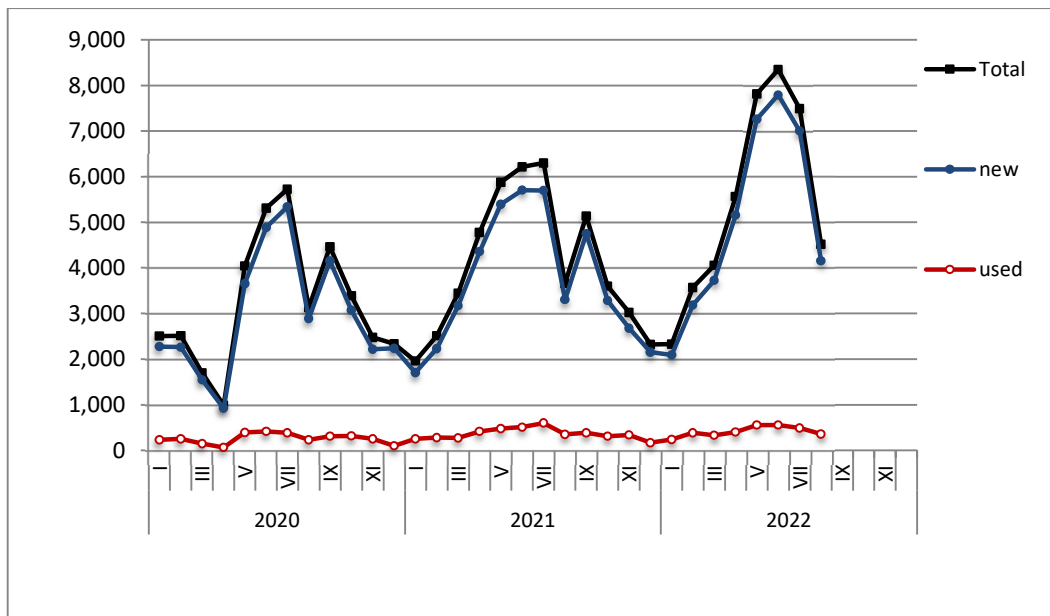
Graph 2: Lorries (January 2020 – August 2022)



Graph 3: Buses (January 2020 – August 2022)



Graph 4: Motorcycles (January 2020 – August 2022)



Graph 5: New Registrations of Motor Vehicles (August 2022)

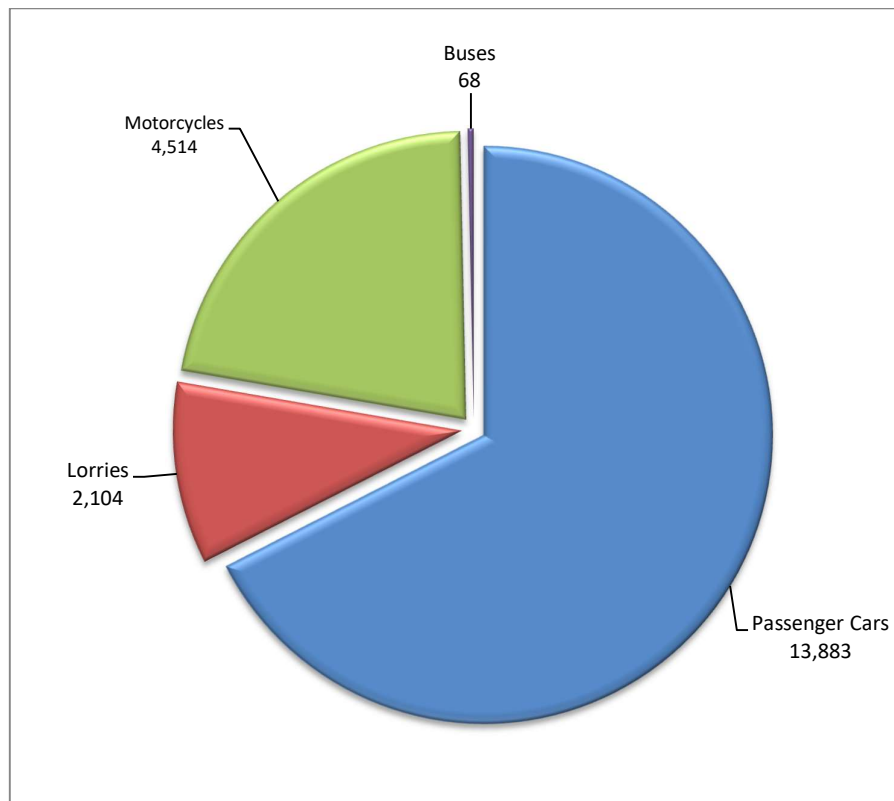
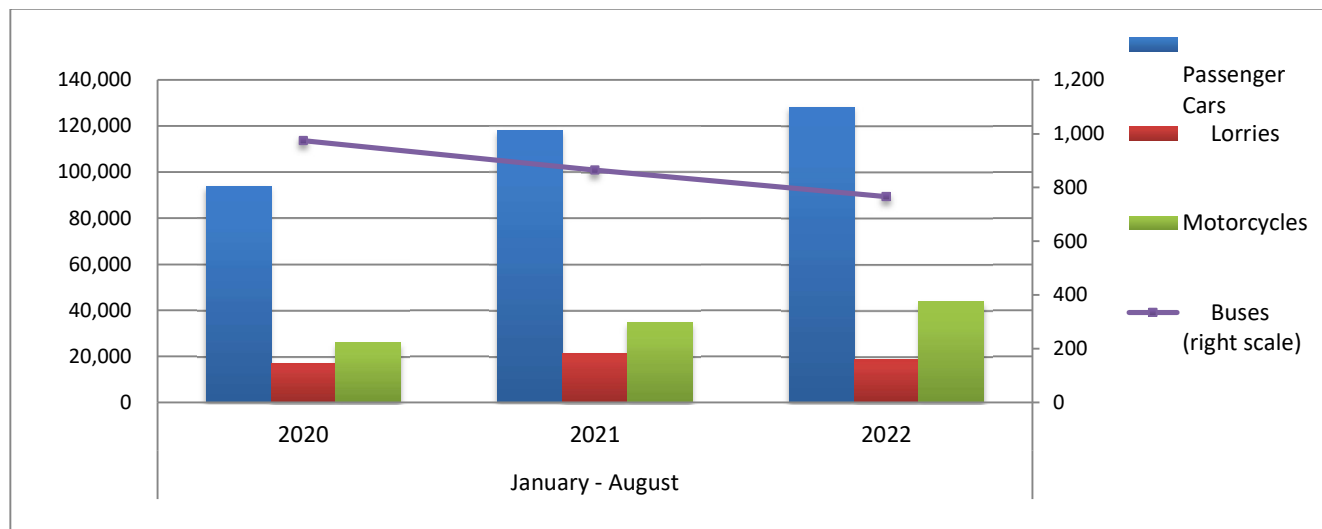


Table 3. Road motor vehicles, both new and used, put into circulation for the first time in Greece: January - August, years 2020 till 2022															
Category of Road Motor Vehicles	January - August									Change (%)					
	2020			2021			2022			2021/2020			2022/2021		
	Total	New	Used	Total	New	Used	Total	New	Used	Total	New	Used	Total	New	Used
Greece, total															
Road Motor Vehicles, total	137,555	80,903	56,652	175,009	113,818	61,191	191,222	121,692	69,530	27.2%	40.7%	8.0%	9.3%	6.9%	13.6%
1. Road motor cars	111,649	57,118	54,531	140,273	82,248	58,025	147,531	81,326	66,205	25.6%	44.0%	6.4%	5.2%	-1.1%	14.1%
Passenger Cars	93,670	52,275	41,395	117,955	74,781	43,174	128,303	74,350	53,953	25.9%	43.1%	4.3%	8.8%	-0.6%	25.0%
Buses	974	183	791	864	274	590	766	151	615	-11.3%	49.7%	-25.4%	-11.3%	-44.9%	4.2%
Lorries	17,005	4,660	12,345	21,454	7,193	14,261	18,462	6,825	11,637	26.2%	54.4%	15.5%	-13.9%	-5.1%	-18.4%
2. Motorcycles > 50 cc	25,906	23,785	2,121	34,736	31,570	3,166	43,691	40,366	3,325	34.1%	32.7%	49.3%	25.8%	27.9%	5.0%
Prefecture of Attica															
Road Motor Vehicles, total	66,827	48,715	18,112	92,027	69,636	22,391	100,988	73,407	27,581	37.7%	42.9%	23.6%	9.7%	5.4%	23.2%
1. Road motor cars	54,541	36,919	17,622	76,301	54,625	21,676	82,392	55,654	26,738	39.9%	48.0%	23.0%	8.0%	1.9%	23.4%
Passenger Cars	48,795	34,208	14,587	68,072	50,456	17,616	73,965	50,896	23,069	39.5%	47.5%	20.8%	8.7%	0.9%	31.0%
Buses	312	74	238	211	77	134	293	69	224	-32.4%	4.1%	-43.7%	38.9%	-10.4%	67.2%
Lorries	5,434	2,637	2,797	8,018	4,092	3,926	8,134	4,689	3,445	47.6%	55.2%	40.4%	1.4%	14.6%	-12.3%
2. Motorcycles > 50 cc	12,286	11,796	490	15,726	15,011	715	18,596	17,753	843	28.0%	27.3%	45.9%	18.3%	18.3%	17.9%

Graph 6. New Motor Vehicles Circulation Licenses: January – August, years 2020 till 2022



Graph 7. New Registrations of Motor Vehicles: January – August 2022

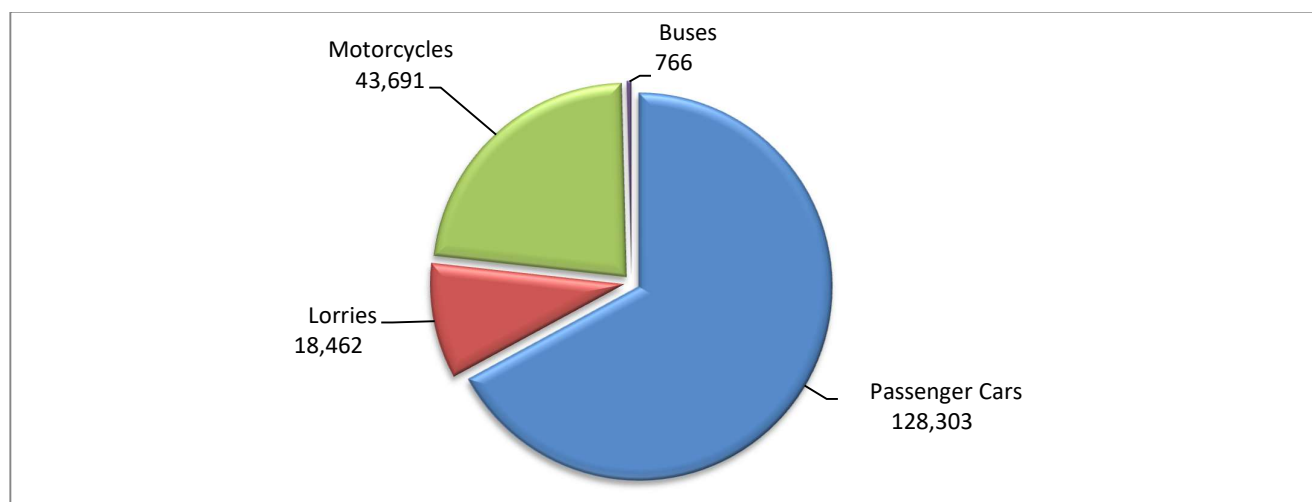


Table 4
Sales of new and used passenger cars by make: August 2022 and January - August 2022

Make	Passenger cars			
	August		January - August	
	new	used	new	used
ALFA ROMEO	29	33	102	435
ALPINA	-	1	2	2
ASTON MARTIN	-	-	-	1
AUDI	153	80	2,235	788
AUSTIN	-	1	-	1
BENTLEY	-	-	4	1
BMW	333	164	2,803	1,264
BURSTNE	-	-	-	1
CADILLAC	-	-	-	2
CAPRON	-	1	4	4
CARTHAGO	-	-	1	-
CHAUSSON	1	-	1	-
CHEVROLET	-	16	-	311
CHRYSLER	-	-	-	7
CITROEN	103	214	764	2,134
CITROEN / DS	265	75	2,019	186
CUPRA	19	-	309	2
DACIA	94	123	2,018	1,380
DAIHATSU	-	3	-	13
DETHLEFFS	-	-	-	1
DODGE	-	-	-	2
DS	252	1	958	10
ETRUSCO	-	-	1	-
EURA MOBIL	-	-	-	1
FERRARI	1	2	1	14
FIAT	183	244	3,543	2,891
FORD	396	409	2,394	3,590
FIAT	12	-	12	-
GENERAL MOTORS	-	-	-	1
HOBBY	-	-	-	1
HOBBY WOHNWAGEN	-	-	-	1
HONDA	24	41	212	440
HYMER	-	1	-	3
HYUNDAI	562	399	6,603	4,940
IVECO S.p.a/LAIKA CARAVANS SpA	-	-	-	2
JAGUAR	6	4	77	70
JEEP	181	22	1,488	254
JIAYUAN	-	-	1	-
KARMANN-MOBIL	-	-	-	1
KERABOSS	1	-	2	1
KIA	255	96	3,635	1,132
KNAUS	-	-	-	7
LADA	-	1	-	6
LAMBORGHINI	-	-	4	7
LANCIA	-	3	-	56
LAND ROVER	41	39	353	416
LES DAUPHINS	-	-	-	1
LEVC	-	-	4	-

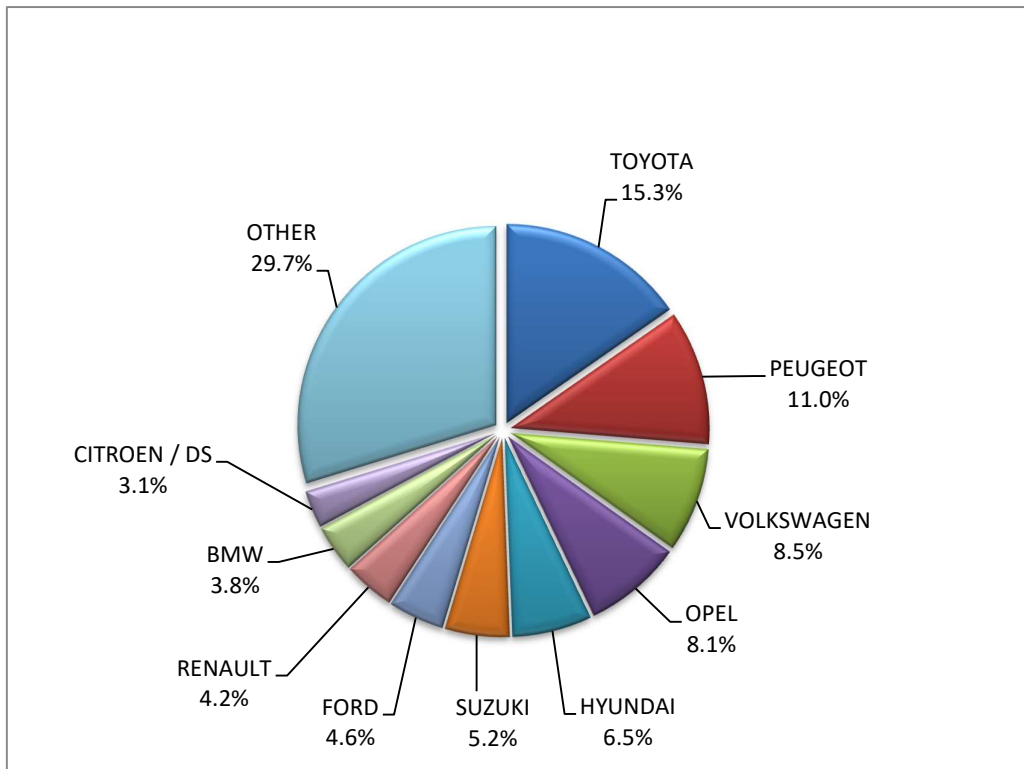
Table 4 (cont)
Sales of new and used passenger cars by make: August 2022 and January - August 2022

Make	Passenger cars			
	August		January - August	
	new	used	new	used
LEXUS	13	6	111	44
LMC	-	-	-	1
LOTUS	-	2	-	3
MASERATI	1	-	14	9
MAZDA	30	31	444	236
MC LOUIS S.P.A	-	-	-	1
MERCEDES	263	227	3,537	2,386
MERCEDES ¹	-	-	11	-
MINI	192	32	1,210	306
MINI MAFER	-	-	-	1
MITSUBISHI	91	67	484	691
MOBILVETTA DESI	-	-	-	1
MORGAN	-	-	-	1
NISSAN	155	361	2,249	3,962
NISSAN ¹	-	-	21	-
OPEL	697	417	4,714	3,923
PEUGEOT	950	314	5,984	3,272
PEUGEOT ²	-	-	23	-
PORSCHE	7	25	105	262
POSSL	-	-	1	-
QUATTRO	-	-	-	1
RANGE ROVER	-	6	-	26
RENAULT	360	694	2,178	6,171
RIMOR	-	-	1	-
ROLLER TEAM	-	-	1	-
SAAB	-	1	-	7
SEAT	88	53	768	565
SKODA	200	110	1,913	1,237
SMART	1	76	30	1,271
SSANGYONG	-	-	-	10
SUBARU	-	4	64	48
SUN LIVING	-	-	-	1
SUZUKI	454	115	2,418	1,277
TATA	-	-	-	1
TESLA	4	1	294	20
TOYOTA	1,327	430	11,184	5,021
TRIGANO	-	-	-	2
VOLKSWAGEN	740	271	5,796	2,682
VOLVO	173	9	1,241	131
WEINSBERG	-	-	-	3
ZHIDOU, ZD, ELARIS	1	-	4	-
TOTAL	8,658	5,225	74,350	53,953

1 : With 2nd/3rd stage manufacturer in Greece.

2 : With 2nd/3rd stage manufacturer abroad.

Graph 8. Sales of new passenger cars by make (August 2022)



Graph 9. Sales of new passenger cars by make (January – August 2022)

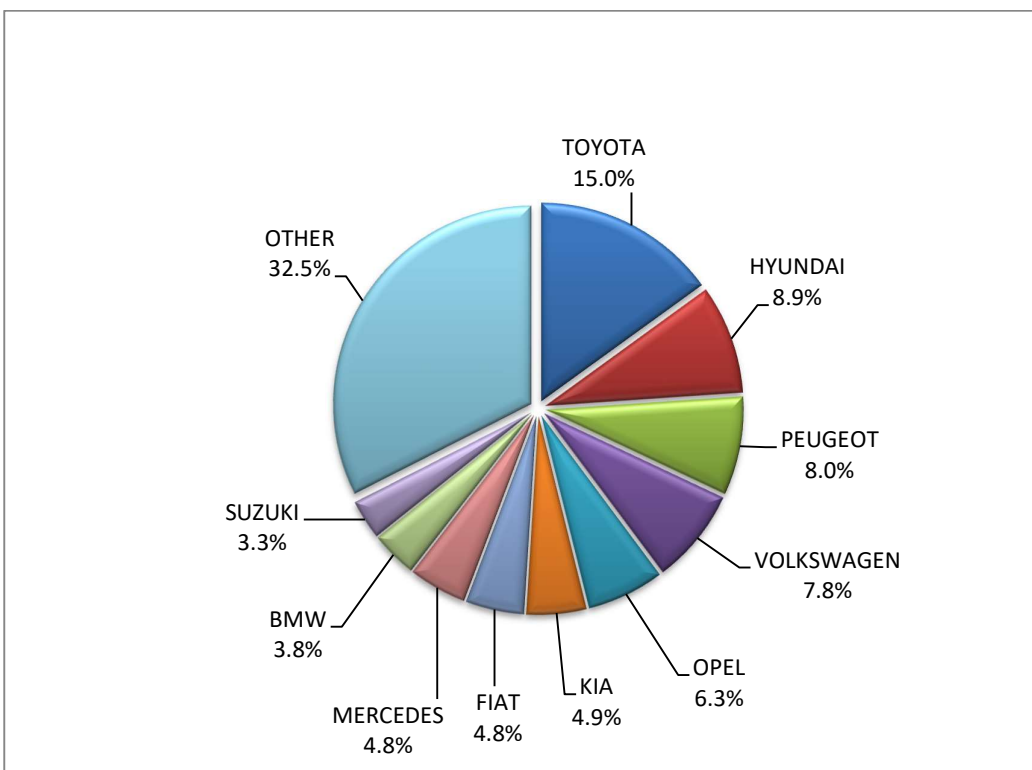


Table 5
Sales of new and used lorries by make: August 2022 and January - August 2022

Make	Lorries			
	August		January - August	
	new	used	new	used
AIXAM	-	-	-	1
ASIA MOTOR	-	-	-	1
ASTRA Veicoli Industriali S.p.A TRUCK NET	1	-	1	-
BYD	-	-	1	-
CHEVROLET	-	-	-	1
CHRYSLER	-	-	-	3
CITROEN	47	32	430	390
DACIA	-	2	-	43
DAF	3	46	5	380
DAF ¹	1	-	39	1
DAIHATSU	-	-	-	3
DFSK MOTOR CO.L	-	-	-	1
DODGE	-	1	-	4
FCA US LLC	-	-	-	2
FIAT	467	74	1,708	1,046
FIAT SOMMER GMBH	-	-	15	-
FIAT-IVECO	-	-	-	17
FORD	227	119	1,132	1,449
FORD ¹	4	-	40	1
GINAF	-	-	-	1
GOUPIL	-	-	1	-
GOUPIL, MEGA, POLARIS, GEM	-	-	1	-
HYUNDAI	-	1	-	17
ISUZU	20	11	116	98
ISUZU ¹	-	-	2	-
IVECO	1	18	23	206
IVECO ¹	5	-	30	-
IVECO ²	-	-	-	1
IVECO MAGIRUS	-	-	-	20
JEEP	1	-	69	10
KASSBOHRER	-	-	1	-
KIA	-	-	-	7
KIEFER	-	-	-	1
LADA	-	-	-	1
LAND ROVER	-	-	2	8
LEVC	-	-	6	-
MAHINDRA	-	-	-	1
MAN	-	53	11	650
MAN ¹	4	1	21	2
MAXUS , LDV	2	-	11	1
MAZDA	-	1	-	18
MERCEDES	28	224	201	2,781
MERCEDES ¹	19	2	160	13
MERCEDES ²	-	-	1	1

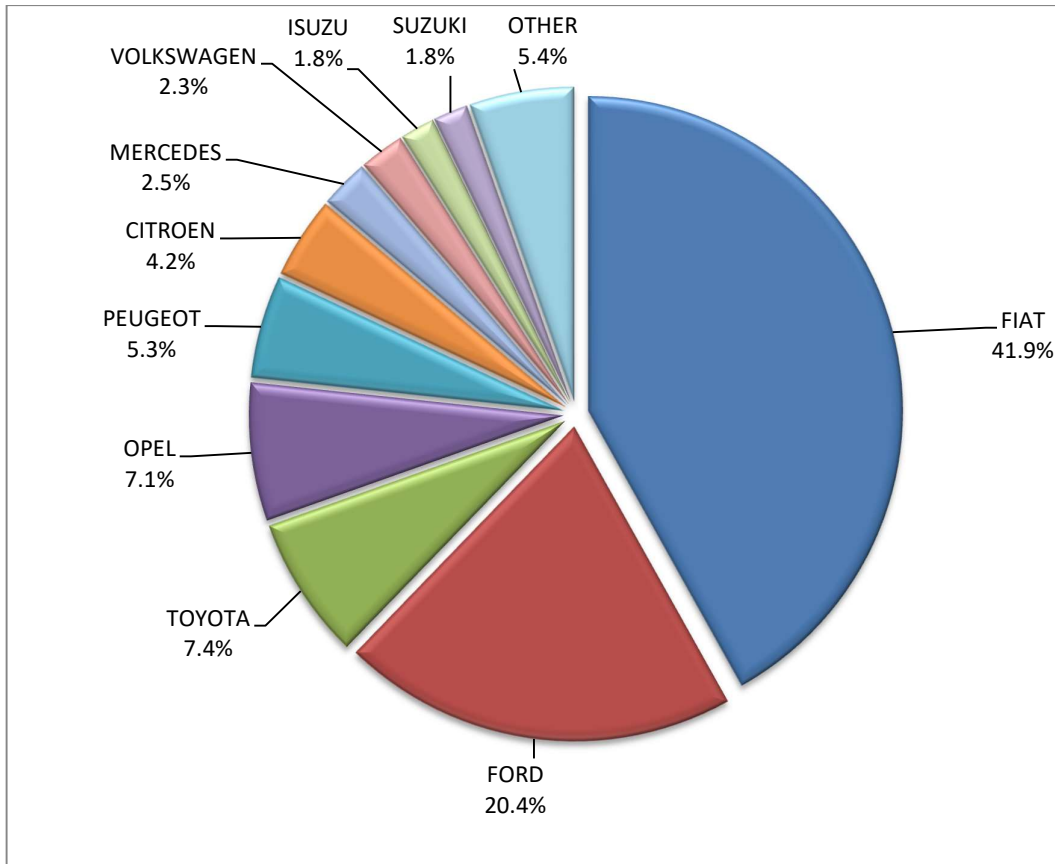
Table 5 (cont)
Sales of new and used lorries by make: August 2022 and January - August 2022

Make	Lorries			
	August		January - August	
	new	used	new	used
MITSUBISHI	1	18	164	263
MITSUBISHI ¹	-	-	62	-
NISSAN	2	33	62	368
NISSAN ¹	-	-	2	-
OPEL	79	33	335	430
OVRIGA	-	-	-	1
PEUGEOT	59	30	536	442
PEUGEOT ¹	4	-	43	1
PFAU	-	-	-	4
PIAGGIO	-	1	17	18
PIAGGIO ¹	-	-	10	-
POLARIS	-	-	1	-
RAM	-	-	-	1
RENAULT	1	78	81	866
SCANIA	3	64	22	536
SCANIA ¹	-	1	4	2
SEAT	-	2	-	3
SKODA	-	1	-	18
SSANGYONG	-	-	-	4
STEYER	-	-	-	1
STREET SCOOTER	-	-	-	1
SUZUKI	20	-	192	-
TECMEC A.E.B.E.	-	-	2	-
TERBERG	-	-	-	1
TOUMBAS D. & CO	-	-	1	-
TOYOTA	82	17	1,032	234
VOLKSWAGEN	26	45	150	453
VOLKSWAGEN ¹	-	-	1	-
VOLVO	3	81	50	809
VOLVO ¹	5	-	31	1
TOTAL	1,115	989	6,825	11,637

1 : With 2nd/3rd stage manufacturer in Greece.

2 : With 2nd/3rd stage manufacturer abroad.

Graph 10. Sales of new lorries by make (August 2022)



Graph 11. Sales of new lorries by make (January – August 2022)

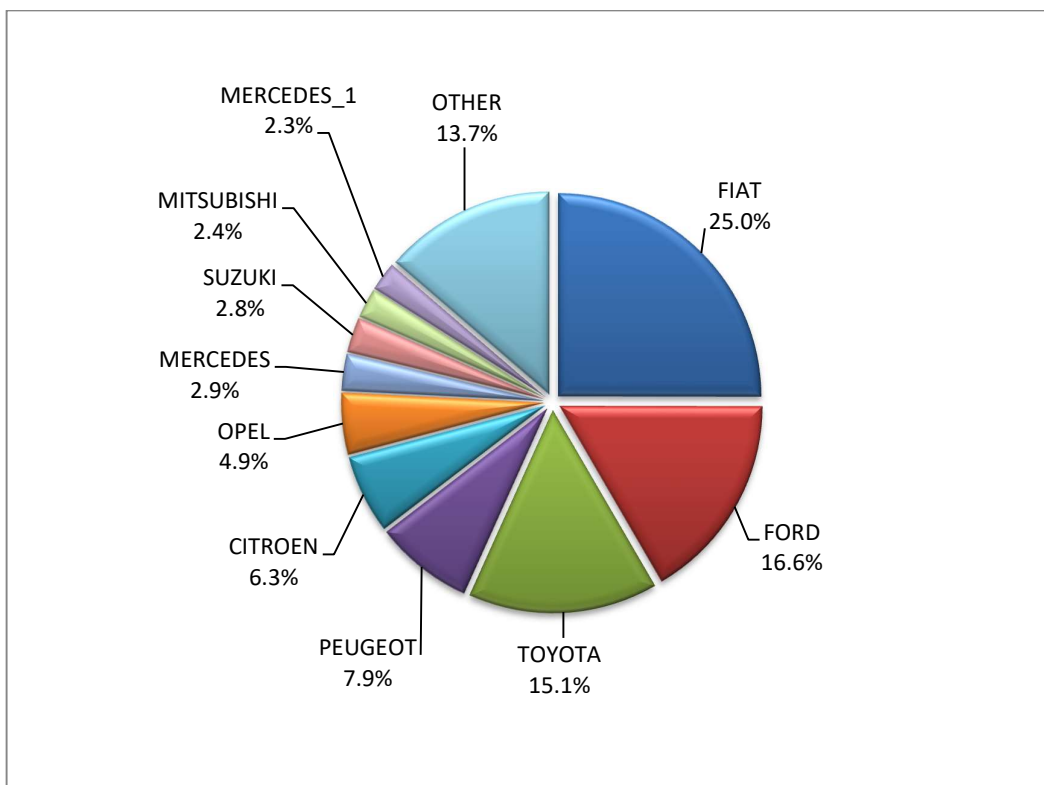


Table 6
Sales of new and used buses by make: August 2022 and January - August 2022

Make	Buses			
	August		January - August	
	new	used	new	used
AYATS	-	-	-	1
BMC	-	1	-	1
BOVA	-	1	-	26
DAF	-	-	-	1
EVOBUS	-	-	-	6
FIAT	-	1	-	2
FORD	-	3	15	14
FORD ¹	-	-	2	-
GULERYUZ	-	-	-	1
HEULIEZ BUS	-	-	-	1
IRISBUS	-	1	-	3
IRIZAR	-	-	1	-
ISUZU, ANADOLU ISUZU, TURKUAZ, TURQUOISE, AIOS, AOS, GLOBUS	1	-	4	-
ISUZU, AOS, GLOBUS	-	-	4	-
IVECO	-	-	2	6
KARSAN	-	-	1	-
MAN	-	5	-	43
MAN/NEOPLAN	-	1	-	3
MERCEDES	2	33	2	371
MERCEDES ¹	9	-	102	3
MERCEDES ²	-	-	16	12
MERCUS	-	-	-	2
NEOPLAN	-	-	-	13
OTOKAR	-	-	-	4
PRODIG	-	-	-	1
RENAULT	-	-	-	2
SCANIA	-	1	-	7
SETRA	-	6	-	68
TEMSA	-	1	1	9
TEMSA SKODA SABANCI	-	-	1	-
UNVI	-	1	-	4
VAN HOOL	-	-	-	4
VOLVO	-	1	-	3
XIAMEN KING LONG	-	-	-	4
TOTAL	12	56	151	615

1 : With 2nd/3rd stage manufacturer in Greece.

2 : With 2nd/3rd stage manufacturer abroad.

Graph 12. Sales of new buses by make (January – August 2022)

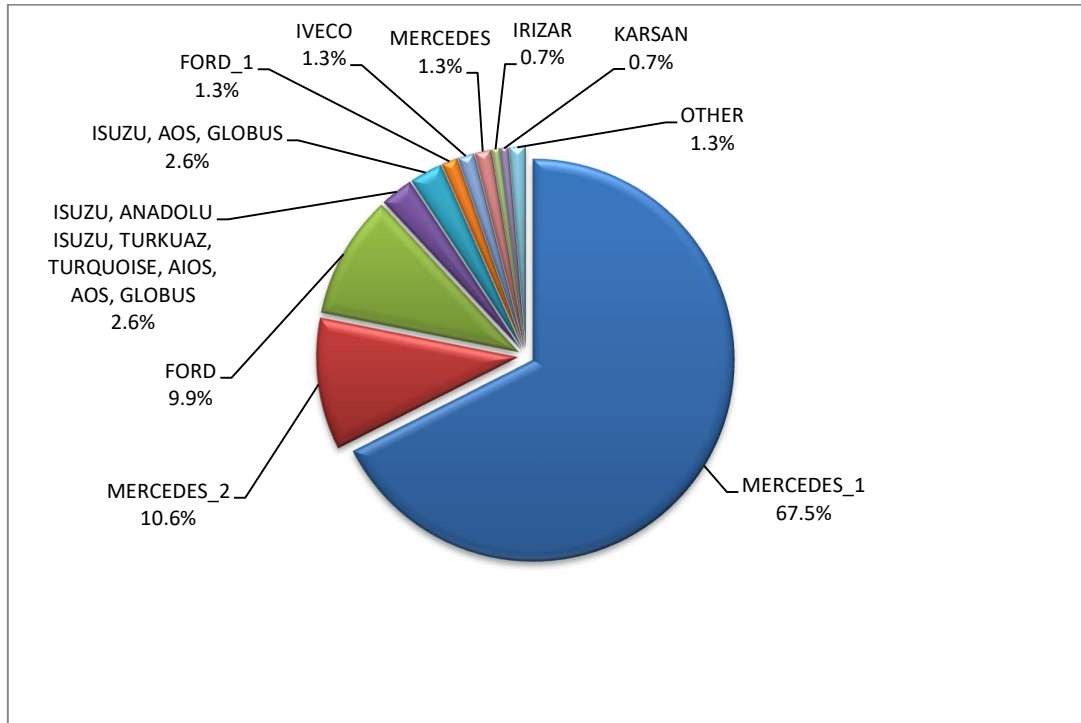


Table 7

Sales of new and used motorcycles by make or manufacturer: August 2022 and January - August 2022

Make	Motorcycles			
	August		January - August	
	new	used	new	used
ACCESS	-	-	-	1
ADIVA	-	-	-	1
AIDEA	-	-	1	-
AIXAM, MEGA, MINAUTO	-	-	-	1
APRILIA	51	8	467	55
APRILIA, DERBI, GILERA di Piaggio & C. S.p.A.	-	-	-	2
ARENA, ELYX, MIFUN, VMOTO	3	-	7	-
ASKOLL	-	-	1	1
BAJAJ	7	-	63	1
BASHAN, AMGroup, AMGroup Bike, DON, RBIS, WORKER BEAR, Nomik ATV 2, APACHI, ISILDAR	-	-	15	-
BASHAN, APACHI, ISILDAR APACHI, ISILDAR, APACHE , ADVENTUREMOTORS	-	-	3	-
BELGARDA SPA	-	-	-	1
BENELLI	29	1	268	7
BETA	1	1	68	9
BMW	53	24	623	186
BOMBARDIER RECREATIONAL PRODUCTS ING (BRP)	-	-	8	1
BRIXTON	20	-	124	2
BSA	-	-	-	1
BUELL	-	-	-	3
CECTEK	-	-	2	-

Table 7 (cont)

Sales of new and used motorcycles by make or manufacturer: August 2022 and January - August 2022

Make	Motorcycles			
	August		January - August	
	new	used	new	used
CF MOTO	2	1	12	1
CFMOTO	167	-	1,514	23
CHANGJIANG	-	-	1	-
CHONGOIG	-	-	-	1
CHONGQING LIFAN	-	-	-	1
CLUB CAR, LLC	-	1	-	1
DAELIM	-	1	-	5
DAYANG, DAYTONA MOTORS, NIPPONIA, DOCKER, WAYEL, SUMCO, VEEROAD, CETUR, RUTEC	-	-	48	-
DAYANG, DAYTONA MOTORS, NIPPONIA, DYMOTO, DOCKER, VEEROAD, EVO MOTORS, SUMCO, CETUR, HANSOM	13	-	41	-
DAYANG, DAYTONA MOTORS, NIPPONIA, DYMOTO, VEEROAD, EVO MOTORS, MH MOTORCYCLES, FKM, FKMOTORS,	5	-	44	-
DAYANG, DAYTONA MOTORS, NIPPONIA, KUBA, VEEROAD, SUMCO, CETUR, RUTEC	101	-	736	3
DAYANG, DAYTONA MOTORS, NIPPONIA, SALCANO	1	-	2	-
DAYANG, DAYTONA MOTORS, NIPPONIA, VEEROAD	253	3	2,100	13
DAYANG, DAYTONA MOTORS, NIPPONIA, VEEROAD, DOCKER	87	-	620	3
DAYANG, ECOCREMO, ECOOTER, ECOOTOR, AGM, ORCAL, SUMCO	1	-	8	-
DAYANG, NIPPONIA, DAYTONA MOTORS, VEEROAD, SUMCO, DOCKER, MH MOTORCYCLES	1	-	37	-
DAYTONA	5	1	68	1
DERBI	-	1	-	1
DMEMOTO, Elyx Smart, OPAI, DME	-	-	7	-
DONGMA	1	-	1	-
DUCATI	10	2	106	42
E-BROH	-	-	1	-
ECOOTER, ETRIX, AGM, DRAX, ORCAL, SUMCO	1	-	7	-
EFUN, ZAP	10	-	62	-
EMBUGGY, VINTAGE, EVANGEL	-	-	22	-
E-MOKE	-	-	1	-
ESTRIMA	1	-	1	-
FANGPOWER, Kontio Motors	17	-	21	-
FANTIC MOTOR	-	-	5	-
FD MOTORS, FASPIDER, Daytona Motors, EVO Motors, Veeroad	10	-	71	-
FD MOTORS, FASPIDER, DAYTONA MOTORS, NIPPONIA, QUANTYA	9	-	45	-
FULU, LICH	-	-	1	-
GASGAS	2	-	17	3
GENERIC, EXPLORER, MALANCA, KSR Moto Austria, Motron Motorrad	1	-	30	-
GILERA, PIAGGIO	-	-	-	4
GLOBAL ELECTRIC	-	1	-	1
GOLDEN LION, SAKURA, ARTISAN, ETALIAN, E-mio, Fauro, Kito, Varaneo, Viverra	2	-	11	-
GOUPIL	-	-	1	-
GPX	10	-	19	-
HARLEY DAVIDSON	-	6	10	67
HESHAN GOUJI NANLIAN MOTORCYCLE INDUSTRY, ORCAL, AJS, HERALD MOTOR COMPANY, MACBOR, MOTOB	-	-	1	-
HONDA	682	55	7,970	657
HOOOON, PICKMAN	-	-	2	-
HORWIN	3	-	6	-
HSUN	-	1	-	3

Table 7 (cont)

Sales of new and used motorcycles by make or manufacturer: August 2022 and January - August 2022

Make	Motorcycles			
	August		January - August	
	new	used	new	used
HSUN, HISUN, APACHI, Mx, MASAI, HYTRACK, TRAPPER, PUMAREX, GEON, ASYAMOTOR, DAYTONA MOTORS, KRAL	-	-	3	-
HUSQVARNA	10	1	85	17
HYOSUNG	-	-	3	-
IANYING, TYM, XINBEN, TEYIN, RIYA, ONGYUNDA, SANBEN, ALFA, Senzo, La Souris, TCB, KENTOYA	1	-	4	-
INDIAN MOTORCYCLE	2	-	15	2
ITALJET	-	-	5	-
JCADI, TILGREEN, Grupo Invicta MOTOR, e-broh, FAURO	-	-	2	-
JIANSHE	-	-	-	1
JIAYUAN	16	-	66	2
JINCHENG	-	-	9	-
JINYI, JINYI MOTOR, DAYI MOTOR, AMGroup, AMGroup Bike, Twister Wheel, GREENWOLKE	1	-	3	-
JNEN, JUNENG, ZIPP, MOTORAN, HORS	16	-	31	-
KAWASAKI	5	15	28	66
KEEWAY	-	1	-	2
KENBO	-	-	1	-
KL	-	-	-	1
KREIDLER	-	-	-	1
KSR MOTO AUSTRI	6	-	31	-
KTM	37	9	251	97
KUBA, MH MOTORCYCLES, MGB, SHINERAY, Daytona Motors, MASH	5	-	42	-
KWANG YANG	5	2	5	7
KYBURZ	-	1	-	1
KYMCO	151	52	1,549	487
LAMBRETTA	3	-	25	-
LIFAN	-	-	-	2
LIFAN, HONLEI, QIPAI, SKYGO, GTS, PINK, Daytona MOTORS	-	-	7	-
Lingzhida, LINZDA, LINDN, LINYI, LONGMAO, NLIGHT	3	-	20	-
LINHAI	-	10	1	27
LINHAI, LHU, KUBA, online	-	-	-	9
LINHAI, SINNIS	-	-	8	-
LML	-	1	-	1
LOJO, SUNPULSE	1	-	1	-
LONCIN	-	-	-	2
LONCIN , KUBA, RKS, ITALIKA, SUNRACE, SKY, MALAGUTI, SUPERBIKE, ROCKET, NOVELBAT, TIGREMOTO, GREEN, TRIDIAMOND	-	-	3	-
LONCIN, KINLON, LONGTING, KUBA, YUKI, MONDIAL, STMAX, KANUNI, MOTORAN, ASYA, QUSWA, PUMAREX, RALLY USA, MOD, CCM	8	-	39	-
LONCIN, KUBA, RKS, ITALIKA, SUNRACE, SKY, MALAGUTI, SUPERBIKE, ROCKET, NOVELBAT, TIGREMOTO, GREEN, TRIDIAMOND	-	-	7	-
LONCIN, KUBA, RKS, ITALIKA, VOGUE, SUNRACE, SKY, MALAGUTI, ROCKET, SUPERBIKE, NOVELBAT, TRIDIAMOND	20	-	229	1
LONCIN, VOGUE, KUBA, RKS , ITALIKA, SUNRACE, SKY, MALAGUTI, SUPERBIKE, ROCKET, NOVELBAT, TIGREMOTO, GREEN	5	-	49	1
LONCIN, VOGUE, KUBA, RKS, ITALIKA, SUNRACE, SKY, MALAGUTI, SUPERBIKE, ROCKET, NOVELBAT, TIGREMOTO	1	-	11	1
LONGJIA	-	-	-	1
LONGJIA, ITALJET, ORCAL, BEELINE, ROMET MOTORS, GEMINI, LEXMOTO, JAHANRO, VGA, DAYTONA MOTORS	-	-	2	-

Table 7 (cont)

Sales of new and used motorcycles by make or manufacturer: August 2022 and January - August 2022

Make	Motorcycles			
	August		January - August	
	new	used	new	used
LONGJIA, ORCAL, NECO	9	-	160	-
LONGJIA, ORCAL, NECO, ALFASCOOTERS, VGA, ROMET MOTORS, RYMCO, ASUS, OVER, CAROLYN, KANUNI, BTC, TURBHO, ITALMOTO	31	-	70	1
LONGJIA, ORCAL, NECO, ROUTER, VGA, BARTON, MOTORS, moretti, CAROLYN, KANUNI, BTC, AGM, ALFASCOOTERS, ROMET MOTORS	-	-	-	10
LONGJIA, ORCAL, NECO, VGA, Gemini	2	-	19	-
LONGJIA, ORCAL, NECO, VGA, ROMET MOTORS, ROUTER, lexmoto, Gemini, MH, motorcycles	3	-	9	-
LONGJIA, ORCAL, TNT MOTOR, BEELINE, VGA, ITALJET, GEMINI, lexmoto, Jahanro, italo, NECO	-	-	3	-
LVNENG	2	-	9	-
LVNENG, SKAND, VEMO, SMARTWAY, IVA, HYPE-BIKE, SENZO, MONASSO, genergia	-	-	1	-
MACBOR, RVM, COLOVE, ORCAL, DAYTONA MOTORS, ZF-KY, Lexmoto, OVER BIKES, YUKI, AJS	4	-	89	-
MALAGUTI	6	2	204	11
MBK	-	-	-	2
MBK INDUSTRIE	3	-	3	-
MELEX	-	-	5	-
MGK HM	151	-	461	8
MILG	-	-	2	-
MODEN, BTC, Motowell, COLIBRI,VIARELLI	-	-	1	-
MONTESA HONDA	-	1	-	1
MOTO GUZZI	2	-	47	4
MOTO MORINI	3	-	18	-
MOTRON MOTORRAD, ZONGSHEN	2	-	6	-
MV AGUSTA	-	-	6	4
N.S.U	-	1	-	1
NACIONAL MOTOR SAU	-	-	-	1
NEV, N, FLYBO, JM, MALON, Herox, Baoya, ZILENT	-	-	-	1
NIU, NUUV	13	-	74	1
OPAI	3	-	4	-
ORCAL, SOMOTO, AJS, SENKE, HERALD, ITALJET, WACCO, MOTOB, CLEVELAND CYCLEWERKS ACE, MERCURY, SAXXX, SFM	-	-	1	-
PEUGEOT	-	3	7	29
PGO	-	-	-	1
PIAGGIO	750	35	5,952	364
PILOTAR	-	-	1	-
PIONEER, LEXMOTO, PULSE,BULLIT, HERALD, WOTTAN, EURO MOTORS, VERVEMOTO, SP BIKE, EXPLORER, RIDE	-	-	1	-
POLARIS	12	2	102	4
QINGQI, I-MOTO	-	-	1	-
QINGQI, KADIRGA	-	-	3	-
QINGQI, PIONEER, KENROD, PEUGEOT	-	-	-	1
QJ	-	-	-	2
QJ , QJIANG, KEEWAY, LEONE	-	1	6	1
QJ, QJIANG, GENERIC, MTR, RIDE	-	-	2	-
QJ, QJIANG, KEEWAY, LEONE, KUBA, RKS, BENELLI, VENGO	-	-	5	-
QJ, QJIANG, KEEWAY, LEONE, KUBA, RKS, QJMOTOR, B MOTOB	1	-	3	-
QJ, QJIANG, KEEWAY, LEONE, KUBA, RKS, TELL, EMPIRE KEEWAY, BENELLI, VENGO	-	-	3	-
QJ, QJIANG, KEEWAY, LEONE, KUBA, RKS, tell, VENGO	1	-	6	-
QJ, QJIANG, KEEWAY, LEONE, RKS, BENELLI, EMPIRE KEEWAY, KUBA	1	-	8	-

Table 7 (cont)

Sales of new and used motorcycles by make or manufacturer: August 2022 and January - August 2022

Make	Motorcycles			
	August		January - August	
	new	used	new	used
QJ, QIANG, KEEWAY, LEONE, tell, KUBA, RKS, BENELLI, VENGO	-	-	4	-
QUADRO, QUADRO VEHICLES	-	1	1	1
RAY ELECTRIC MOTORS	1	-	5	-
REDMOTO	-	-	2	1
RENAULT	-	2	-	9
RENLI	7	-	48	-
RIEJU, DRAC	-	-	1	-
RKV	-	1	-	1
ROYAL ENFIELD	13	-	110	-
Royalloy, Royal Alloy, RA, SCOMADI, VALENTINO, VALENTINO MOTORI	-	-	15	-
RVM, MACBOR, COLOVE, ORCAL, DAYTONA MOTORS	-	-	1	-
SAKURA, GOLDEN LION, ARTISAN, Fauro, ETALIAN, Viverra, Varaneo, Kito, E-mio, velca, E.F.O	-	-	12	-
SAKURA, GOLDEN LION, ARTISAN, Fayro, ETALIAN, Viverra, Kito, E-mia, velca, E.F.O., E-KUMA, BOLIDE, LINZE	2	-	10	-
SAKURA, GOLDENLION, E.F.O., Fauro, Viverra, Nitrox, STRELLA City, Artisan	-	-	4	-
SAN YANG	-	2	-	7
SCUTUM, ETRIX, SILENCE	2	-	11	-
SEGWAY	18	-	103	1
SENKE, SENKO, SENKI, SENKY, HALI, JIETOUBAWANG, NANLIAN, XINHALI, PGO, SENKE. HALI	-	-	3	-
SHANYANG, ATLAS PANTHER, YAMAZUKI MOTO, MOTORKING, Hirlee, XB	-	-	17	-
SHARE'NGO, ZHIDOU, ZD	3	-	21	-
SHENGWO NEW ENERGY, YUKI	-	-	18	-
SHERCO	-	1	10	3
SHINERAY, SWM	-	-	4	-
SILENCE, SCUTUM, ETRIX	11	-	48	-
SI-ZWEIRAD	-	-	-	1
SKYTEAM	-	-	-	1
SKYTEAM, SACIN, CSR, METALCO, SOKUDO, BAZUKA, MINICO, MOTOSBASI, MOTOS BORDOY, SUMKO, ROXON, MONKEY BIKES	2	-	17	2
SUKIDA, RARIRO, KAIER, HAOJIAN	-	-	1	-
SUZUKI	22	20	269	146
SWM	-	-	2	-
SYM	763	16	9,927	160
TAIWAN GOLDEN B	-	-	-	1
TARO, JUNAK, BARTON MOTORS ,ORCAL, Lexmoto	4	-	58	-
TARO, JUNAK, BARTON MOTORS, ORCAL, Lexmoto, MITT, NECO, WOTTAN, MAGPOWER, ADAMOTO MOTORCYCLES	10	-	97	-
TARO, JUNAK, BARTON MOTORS, ORCAL, Lexmoto, MITT, NECO, WOTTAN, MAGPOWER, ADAMOTO, MAXON, MAX-ON	2	-	23	-
TARO, JUNAK, BARTON MOTORS, ORCAL, Lexmoto, MITT, NECO, WOTTAN, MAGPOWER, ADAMOTO, MAXON, MAX-ON, TRMOTOR, CHUANL	1	-	35	-
TARO, TRMOTOR, CHUANL, JUNAK, BARTON MOTORS, ORCAL, Lexmoto, MITT, NECO, WOTTAN, MAGPOWER, ADAMOTO MOTORCYCLES	2	-	12	-
TAURIS	-	-	-	1
TAYO, HAOJIANG, ZHONGYU, THUMP, THUMPSTAR, KIDEN, ZONTES, Junak	12	-	26	-
TAYO, HAOJIANG, ZHONGYU, THUMP, THUMPSTAR, KIDEN, ZONTES, Junak, SENKE, TANNY, TYAN, ROMET, ROMET MOTORS, ROUTER	27	-	296	3
TAYO, ZONTES, KIDEN, Haojiang, ZHONGYU, Sharpon, TANNY, TYAN, Senke, BETA, Daytona Motors	20	-	134	2

Table 7 (cont)

Sales of new and used motorcycles by make or manufacturer: August 2022 and January - August 2022

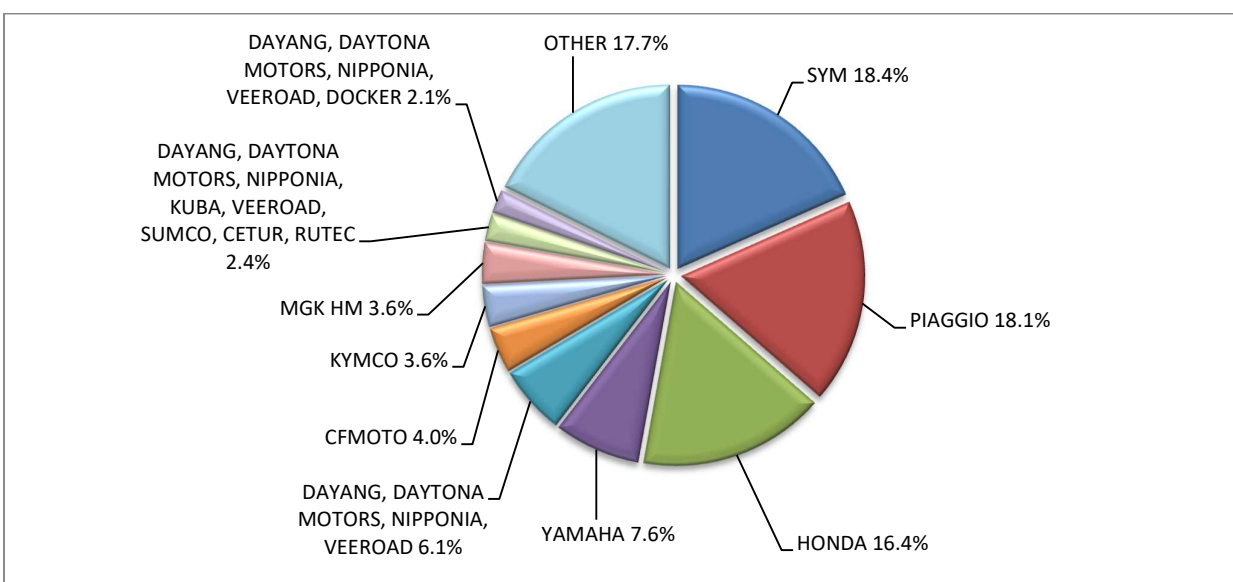
Make	Motorcycles			
	August		January - August	
	new	used	new	used
TAYO, HAOJIANG, ZHONGYU, THUMP, THUMPSTAR, KIDEN, ZONTES, Junak, SENKE, TANNY, TYAN, ROMET	7	-	44	-
TGB	1	1	20	5
TIANYING, RIYA, HONGYUNDA, TYM, HONLING, TAMCO, ALISON, DMK MOTORS, WLIE, LEEWAY, WLXQ, AP Gmoto, ALFA	1	-	7	-
TINBOT, KOLLTER, MASAI, INTO, VIARELLI, EDRIVE, DuroCar, MGK HM, Fauro, BRINCO	-	-	4	-
TINGWANG, X-TEAM, TIKING	-	-	1	-
TM RACING	-	-	1	-
TORROT, QUADRO VEHICLES	-	-	6	-
TRIUMPH	15	4	192	18
TROMOX	-	-	1	-
VESPA	-	-	-	1
VMOTO, E-MAX, FMC, CSR, ROADSIGN, KENTOYA, JINYING, GOES, VETRIX, DAO, VENGO, TELL	-	-	1	-
VMOTO-SOCO, E-MAX, VMOTO, SUPER SOCO	5	-	42	-
VOLTA, REVOLT, VTA, APEC, FAHR, PEAK	-	-	1	-
VOLTA, VTA, REVOLT	-	-	18	-
WONJAN, SAMADA	-	-	2	-
WONJAN, THRUST MOTOR, WMOTO, KEEWAY, TD	-	-	-	1
WUZHENG	-	-	1	-
XEV, X, XEV YOYO	-	-	2	-
XGJAO	-	-	-	1
XGJAO, ZIPP, TOROS, ROMET, ROMET MOTORS, ROUTER, VEEROAD, DAYTONA MOTORS, GEMINI, MH MOTORCYCLES, MTG MOTORS	-	-	5	-
XIAMEN XIASHING	-	2	-	2
XINRI, SUNRA, APACHI, ISILDAR, ISILDAR APACHI, Wayscral, KRAL	18	-	72	-
XY	-	-	-	1
YADEA	-	-	2	-
YAMAHA	316	62	3,338	666
YAMAHA, MBK	-	3	-	7
YASAN MOTOR, Kito	2	-	6	-
YINGANG, BENYI, ROMET MOTORS, YUKI, ROUTER, MOTORAN, DAYTONA MOTORS, M1NSK, HAMACHI, KUBA, MONDIAL	-	-	5	-
YINXIANG, MONDIAL, GEMINI, TCB	1	-	5	-
YIYING, BENZHOU, TRUVA	-	-	-	1
ZERO MOTORCYCLES	-	-	9	-
ZHEJIANG CFMOTO	2	-	2	-
ZHEJIANG QIANJ.	-	-	-	1
ZHIDOU, SHARE'NG	-	-	-	1
ZHONGNENG, ASYA, DADO, ZNEN, BARON	-	-	-	1
ZHONGNENG, ZNEN, AGM, AJS, YUKI, COLIBRI	1	-	4	-
ZHONGNENG, ZNEN, AGM, AJS, YUKI, COLIBRI, EUROCKA, BTC, NOVA MOTORS, LEXMOTO, Actionbikes Motors	1	-	5	-
ZHONGNENG, ZNEN, AGM, BTC, CLS, COLIBRI, DAYTONA MOTORS, DERRACE, DOCKER, JM MOTORS, KUBA, La souris, LEXMOTO	1	-	66	1
ZHONGNENG, ZNEN, DADO, DIRECT BIKES, GOWINN, VIVACOX, NECO, AGM, LEE, ASYA	-	-	1	-
ZHONGYU, THUMP, THUMPSDAR, KIDEN, ZONTES, Junak	1	-	1	-
ZONGSHEN	2	-	6	-
ZONGSHEN, Lexmoto, ICONE, VORTEX, M1NSK, MACBOR, MONDIAL, ROMET MOTORS, SINNIS, SPARKSTER, OVER BIKES	-	-	3	-

Table 7 (cont)

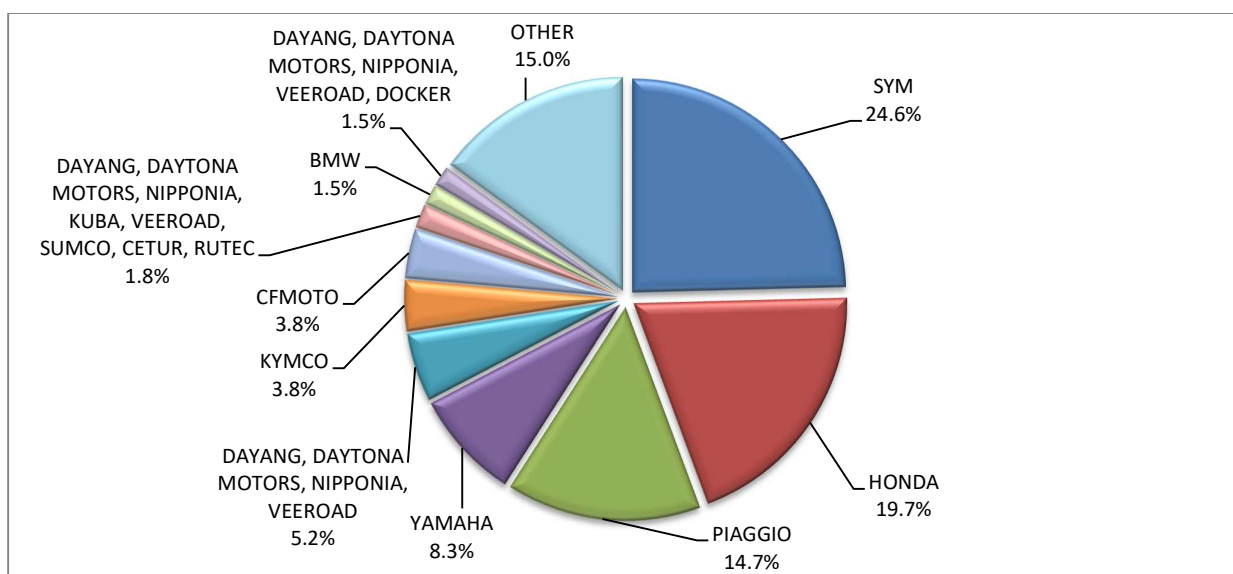
Sales of new and used motorcycles by make or manufacturer: August 2022 and January - August 2022

Make	Motorcycles			
	August		January - August	
	new	used	new	used
ZONGSHEN, ZIP STAR, Lexmoto, ICONE, VORTEX, M1NSK, MACBOR, MONDIAL, ROMET MOTORS, SINNIS, SPARKSTER, OVER BIKES	1	-	12	-
ZONGSHEN, ZIPSTAR, ICONE, JUNAK, Lexmoto, MH Motorcycles, MINSK, MONDIAL, ROMET MOTORS, SINNIS, SPARKSTER	-	-	2	-
ZONGSHEN, ZIPSTAR, ZEALSUN, KENTO	3	-	6	-
ZHONGNENG, ZNEN, AGM, BTC, CLS, COLIBRI	1	-	2	-
TOTAL	4,155	359	40,366	3,325

Graph 13. Sales of new motorcycles (August 2022)



Graph 14. Sales of new motorcycles (January – August 2022)



EXPLANATORY NOTES

Survey on the issuing of new road motor vehicle circulation licenses	The survey on the issuing of new motor vehicle circulation licenses is a census survey. The released data give information, at country level, on the brand and type of the motor vehicle, as well as whether it is new or used. The survey does not include vehicles that move on rails, trolley busses, agricultural tractors and machinery. In addition, the following are excluded: all motor vehicles of the Armed Forces, Police, Fire Brigade, State Services, Diplomatic Corps, Foreign Missions, and Invalids of Wars, as well as motorcycles with a cylinder capacity less than 50 cc.
Legal basis	Law 3832/2010
ReferencePeriod	August 2022
Coverage	The production of monthly data is based on the registers held by the Ministry of Infrastructure, Transport and Networks, which records all the monthly changes observed in the vehicle registration licenses at country level.
Definitions	<p>Road motor vehicle is any vehicle that, irrespective of the number of wheels, is moved by an engine and is designed to transport persons or cargo or both of them, either they are on the same single vehicle or on a trailer carried by the main motor vehicle.</p> <p>New road motor vehicle is any motor vehicle that is registered for the first time in Greece during the reference month and has not been put into circulation in any other country.</p> <p>Used motor vehicle is any motor vehicle that is registered for the first time in Greece and has been imported as a used one from abroad</p> <p>Passenger motor vehicle: it is a motor vehicle designed to carry mostly people, having no more than 9 seats, including the driver's seat.</p> <p>Bus: it is a motor vehicle, which is designed to carry mostly people, having more than 10 seats, including the driver's seat. In the corresponding tables of this Press Release, this category also includes articulated buses.</p> <p>Lorry: it is motor vehicle designed to carry mostly cargo. In the corresponding tables of this Press Release, this category also includes tractors, tow trucks, articulated tractors, and trucks with trailers.</p> <p>Motorcycle: any two-wheeled motor vehicle, with or without sidecar, with maximum authorized design speed over 45 km/h, or in case it is powered by a combustion engine, with a cylinder capacity of 50 cc or over. In the corresponding tables of this Press Release, this category also includes the three-wheeled motor vehicles – motor tricycles.</p> <p>Tricycle motor vehicle: it is a motor vehicle with three symmetrical wheels with maximum authorized design speed over 45 km/h, or in case it is powered by a combustion engine, with a cylinder capacity over the 50 cc. This category also includes four-wheel vehicles, except the light four-wheel motorcycles, whose empty vehicle tare (excluding the weight of the fuel or mixture of fuel-oil or the weight of the batteries for electric cars) is up to 400 kg in the case the vehicle is designed for passenger use or up to 550 kg in case the vehicle is designed to carry cargo and whose engine is up to 15KW.</p>
Methodology	Exhaustive Survey. The primary data derive from the Ministry of Infrastructure, Transport and Networks and are based on the issuing of new circulation licenses as they are registered by the Regional Offices for Transport and Communications.
References	More information (graphs, tables) concerning the survey on the issuing of new motor vehicle circulation licenses are available on the webpage of ELSTAT, www.statistics.gr , under the link http://www.statistics.gr/en/statistics/-/publication/SME24/-