

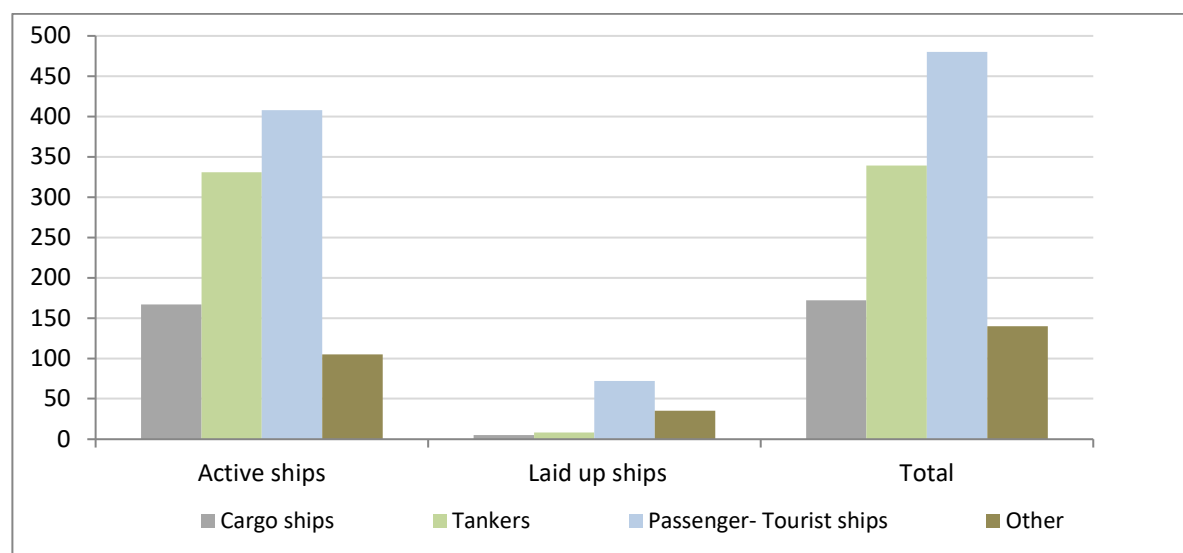


Census of merchant ships and crews on the 20th of September 2022

The Hellenic Statistical Authority (ELSTAT) announces the results of the census of merchant ships¹ and crews of the 20th of September 2022. According to the census results out of a total of 1,519 merchant ships 100 GRT and over that are included in the Seamen's Pension Fund (NAT) register² 1,131 ships were enumerated from which 1,044 ships were under the Greek flag and 87 ships were Greek-owned under foreign flag contracted with the Seamen's Pension Fund. Out of these 1,044 Greek-flag ships, 944 were active and 100 were laid-up ships. Out of the 87 Greek-owned ships under foreign flag contracted with the Seamen's Pension Fund 67 ships were active and 20 ships were laid-up (Table 1, Graph 1).

On the total of 1,131 vessels recorded on the day of the census 18,370 Greek and foreign seamen were employed. More specifically, 17,253 seamen were employed on the enumerated ships under Greek flag of which 60.9% were Greek and 39.1% of foreign nationality. On Greek-owned ships under foreign flag contracted with the Seamen's Pension Fund 1,117 seamen were employed of which 78.4% were Greek and 21.6% were of foreign nationality (Table 1, Graph 2).

Graph 1: Merchant ships under Greek flag and Greek-owned ships under foreign flag contracted with the Seamen's Pension Fund 100 GTR and over at the census of the 20th of September 2022



Information on methodological issues:

Division of Sectoral Statistics
Section of Transport Statistics
E. Kleftogianni, F. Georgakopoulou
Tel: +30 213 135 3087 , +30 213 135 3090
e-mail: e.kleftogianni@statistics.gr
f.georgakopoulou@statistics.gr

Information for data provision

Tel. +30 213 135 2022, 2310, 2308
e-mail: data.dissem@statistics.gr

¹ 100 GRT and over

² The census was conducted on the basis of the Ships Register provided by National Seamen Pension Fund

The comparison between the data of the 2022 census and the corresponding data of the 2020 census indicates an increase of 10.1% in the total number of Greek and foreign seamen on ships under Greek flag (1,044 ships) and an increase 27.8% in the total number of Greek and foreign seamen employed on the Greek-owned ships under foreign flag, contracted with the Seamen’s Pension Fund (87 ships). Specifically, an increase of 12.7% is observed in the number of Greek seamen employed on ships under Greek flag and an increase of 14.5% in the number of Greek seamen employed on Greek-owned ships under foreign flag. Respectively, an increase of 6.3% is observed in the number of seamen of foreign nationality employed on ships under Greek flag, as well as an increase of 121.1% in the number of foreign seamen employed on Greek-owned ships under foreign flag, contracted with the Seamen’s Pension Fund (Table 1, 2, Graph 3).

The distribution of the seafaring labor force among the different categories of ships indicates that 3,329 (18.1%) Greek and foreign seamen were employed on cargo ships, 7,983 (43.5%) on tankers, 6,322 (34.4%) on passenger and tourist ships and 736 (4.0%) were employed on “other ships” (Table 1).

According to the 2022 census data out of the total of 17,253 Greek and foreign seamen employed on Greek ships, the senior personnel accounts for 32.8% (5,655 seamen) of the crew, the lower personnel for 58.6% (10,108 seamen), the cadets and healthcare personnel for 8.5% (1,463 seamen) and the personnel with no specialty accounts for 0.2% (27 seamen). Respectively, out of the total of 1,117 Greek and foreign seamen on Greek-owned ships contracted with the Seamen’s Pension Fund the senior personnel accounts for 30.7% (343 seamen) of the crew, the lower personnel for 63.8% (713 seamen), cadets and healthcare personnel for 3.2% (36 seamen) and the personnel with no specialty accounts for 2.2% (25 seamen), (Table 3, Graph 4).

Graph 2: Greek and foreign seamen employed on merchant ships of 100 GRT and over, under Greek flag or Greek-owned under foreign flag, contracted with the Seamen’s Pension Fund, on the 20th of September 2022

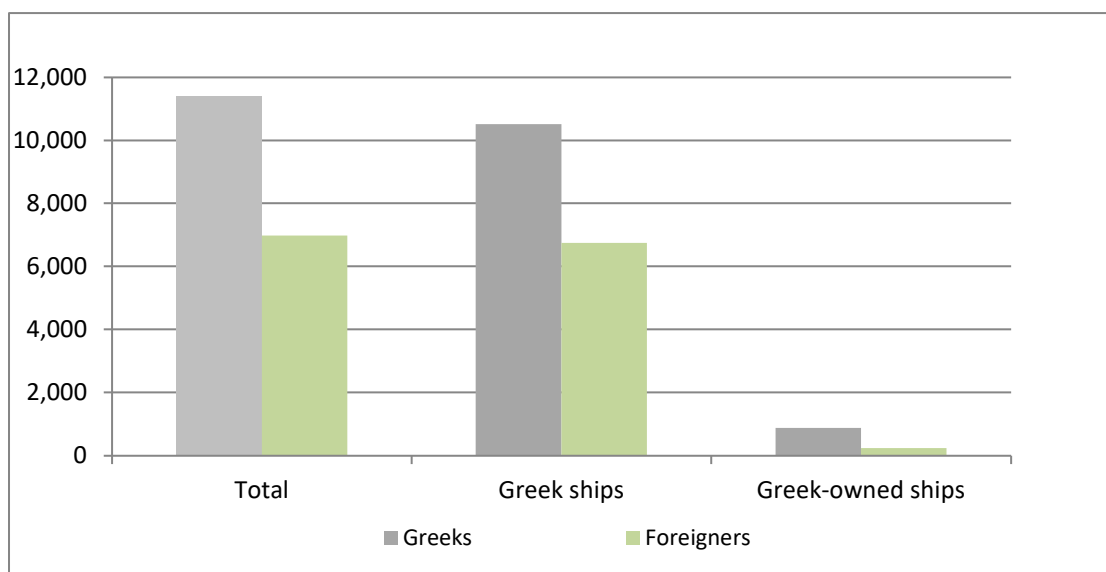


Table 1. Merchant ships of 100 GRT and over, under Greek flag or Greek-owned under foreign flag contracted with the Seamen's Pension Fund and seamen employed on them on the day of the census (20-9-2022), by ships' status

	Greek ships				Greek-owned ships				Total		Percentage of seamen (%)			
	Ships	Crew of ships			Ships	Crew of ships			Ships	Crew of ships	Greek ships		Greek-owned ships	
		Greek	Foreign	Total		Greek	Foreign	Total			Greek	Foreign	Greek	Foreign
<i>Ships enumerated at the census on 20th September 2022</i>	1,044	10,510	6,743	17,253	87	876	241	1,117	1,131	18,370	60.9	39.1	78.4	21.6
Cargo ships	168	1,334	1,894	3,228	4	69	32	101	172	3,329	41.3	58.7	68.3	31.7
Tankers	335	3,229	4,699	7,928	4	17	38	55	339	7,983	40.7	59.3	30.9	69.1
Passenger-Tourist ships	402	5,256	134	5,390	78	761	171	932	480	6,322	97.5	2.5	81.7	18.3
Other	139	691	16	707	1	29	0	29	140	736	97.7	2.3	100.0	0.0
<i>Active ships</i>	944	10,093	6,738	16,831	67	792	223	1,015	1,011	17,846	60.0	40.0	78.0	22.0
Cargo ships	163	1,334	1,894	3,228	4	69	32	101	167	3,329	41.3	58.7	68.3	31.7
Tankers	327	3,219	4,699	7,918	4	17	38	55	331	7,973	40.7	59.3	30.9	69.1
Passenger-Tourist ships	350	4,919	129	5,048	58	677	153	830	408	5,878	97.4	2.6	81.6	18.4
Other	104	621	16	637	1	29	0	29	105	666	97.5	2.5	100	0
<i>Laid up ships</i>	100	417	5	422	20	84	18	102	120	524	98.8	1.2	82.4	17.6
Cargo ships	5	0	0	0	0	0	0	0	5	0	0.0	0.0	0.0	0.0
Tankers	8	10	0	10	0	0	0	0	8	10	100	0.0	0.0	0.0
Passenger-Tourist ships	52	337	5	342	20	84	18	102	72	444	98.5	1.5	82.4	17.6
Other	35	70	0	70	0	0	0	0	35	70	100	0.0	0.0	0.0
<i>Ships not enumerated at the census for various reasons</i>	284				104				388					

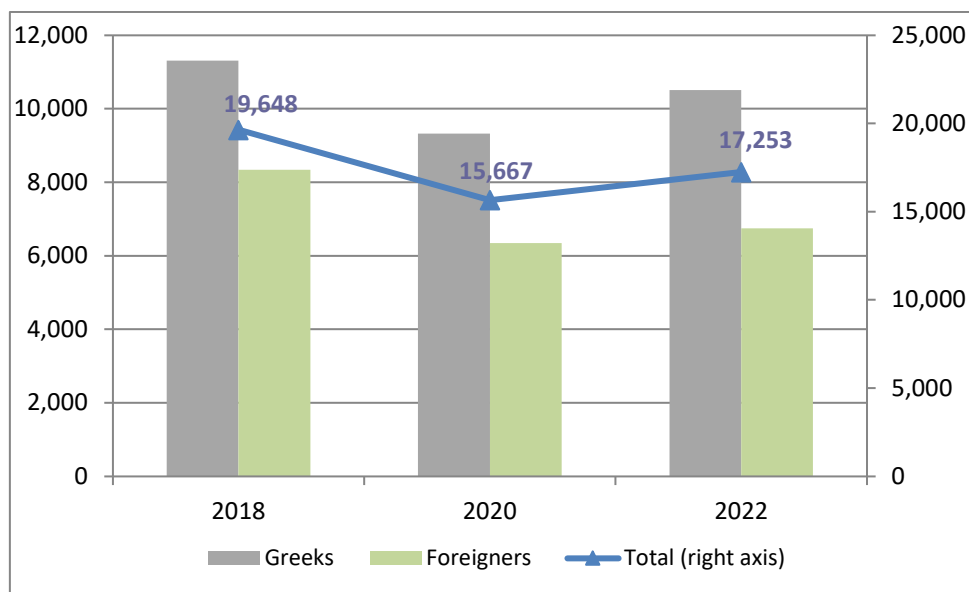
Table 2. Greek and foreign seamen employed on merchant ships of 100 GRT and over under Greek flag or Greek-owned under foreign flag contracted with the Seamen's Pension Fund during the censuses of 2018, 2020 and 2022

	Number of seamen			Change (%)		Percentage (%)		
	20/9/2018	20/9/2020	20/9/2022	2020/2018	2022/2020	20/9/2018	20/9/2020	20/9/2022
Seamen employed on Greek and Greek-owned merchant ships	20,691	16,541	18,370	-20.1	11.1	100.0	100.0	100.0
Greeks	12,042	10,087	11,386	-16.2	12.9	58.2	61.0	62.0
Foreigners	8,649	6,454	6,984	-25.4	8.2	41.8	39.0	38.0
Seamen employed on Greek merchant ships	19,648	15,667	17,253	-20.3	10.1	100.0	100.0	100.0
Greeks	11,307	9,322	10,510	-17.6	12.7	57.5	59.5	60.9
Foreigners	8,341	6,345	6,743	-23.9	6.3	42.5	40.5	39.1
Seamen employed on Greek-owned merchant ships	1,043	874	1117	-16.2	27.8	100.0	100.0	100.0
Greeks	735	765	876	4.1	14.5	70.5	87.7	78.4
Foreigners	308	109	241	-64.6	121.1	29.5	12.5	21.6

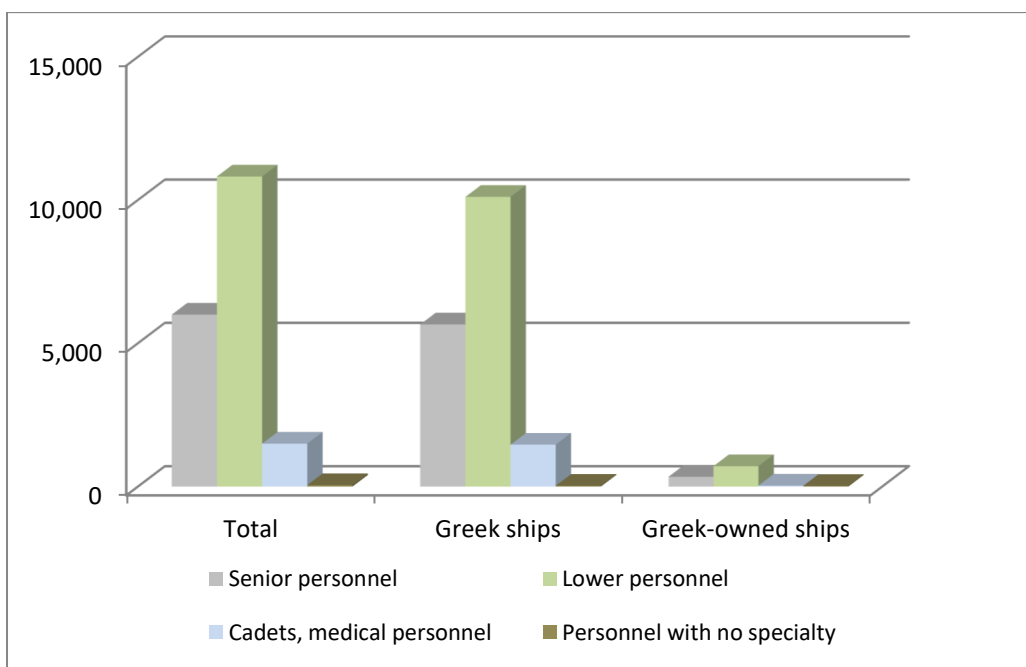
Table 3. Seamen employed on merchant ships of 100 GRT and over under Greek flag or Greek-owned under foreign flag contracted with the Seamen's Pension Fund, by major groups of specialties during the censuses of 2018, 2020 and 2022

Major groups of specialties	Number of seamen			Change (%)		Percentage (%)		
	20/9/2018	20/9/2020	20/9/2022	2020/2018	2022/2020	20/9/2018	20/9/2020	20/9/2022
Seamen employed on Greek and Greek-owned merchant ships	20,691	16,541	18,370	-20.1	11.1	100.0	100.0	100.0
Senior personnel	6,678	5,612	5,998	-16.0	6.9	32.3	33.9	32.7
Lower personnel	12,467	10,105	10,821	-18.9	7.1	60.3	61.1	58.9
Cadets, medical personnel	1,474	791	1,499	-46.3	89.5	7.1	4.8	8.2
Personnel with no specialty	72	33	52	-54.2	57.6	0.3	0.2	0.3
Seamen employed on Greek merchant ships	19,648	15,667	17,253	-20.3	10.1	100.0	100.0	100.0
Masters and senior personnel	6,367	5,305	5,655	-16.7	6.6	32.4	33.9	32.8
Lower personnel	11,794	9,571	10,108	-18.8	5.6	60.0	61.1	58.6
Cadets, medical personnel	1,448	766	1,463	-47.1	91.0	7.4	4.9	8.5
Personnel with no specialty	39	25	27	-35.9	8.0	0.2	0.2	0.2
Seamen employed on Greek-owned merchant ships	1,043	874	1,117	-16.2	27.8	100.0	100.0	100.0
Masters and senior personnel	311	307	343	-1.3	11.7	29.8	35.1	30.7
Lower personnel	673	534	713	-20.7	33.5	64.5	61.1	63.8
Cadets, medical personnel	26	25	36	-3.8	44.0	2.5	2.9	3.2
Personnel with no specialty	33	8	25	-75.8	212.5	3.2	0.9	2.2

Graph 3: Greek and foreign seamen employed on Greek merchant ships of 100 GRT and over during the censuses of 2018, 2020 and 2022



Graph 4: Seamen employed on merchant ships of 100 GRT and over, under Greek flag or Greek-owned under foreign flag, contracted with the Seamen's Pension Fund, by major groups of specialties, on 20th September 2022



EXPLANATORY NOTES

Ships and Crew Census	The Ships and Crew Census (Seafaring Labor Force) is conducted every two years on the 20 th of September of the reference year. The aim of the census is to measure the seafaring labour force of the Greek merchant fleet, as well as to collect data referring to the general characteristics of the employed seamen. Additionally, the Statistical Register of Greek Merchant Ships maintained by ELSTAT for statistical purposes is updated on the basis of the census data.
Legal framework	The census is conducted in the framework of the provisions laid down by the Joint Decision 5279/B5-69/14-7-2022 (ΦΕΚ 3941 Β'/25-07-2022) signed by the Minister of Maritime and Island Policy and the President of ELSTAT.
Reference Period	The results of the census refer to the <u>20th of September 2022</u> .
Coverage	<p>The census is conducted on</p> <ul style="list-style-type: none">a) all the merchant ships 100 GRT and over, irrespective of their condition – active or laid up andb) all the seamen employed on ships at the day of the census even if some of them may not been employed anymore. <p>The census doesn't cover the seamen that have been employed in the ships after the day of the census.</p>
Definitions	<p>Merchant ship: Seagoing self-propelled vessel of at least ten NRT designed for the carriage of goods, transport of passengers, for fishing, towing or especially fitted out for other maritime activities.</p> <p>Greek merchant fleet: The total number of the merchant ships under Greek flag. The Greek flag carried by these ships means that all their maritime activities (subsidies for ship building, cargo limitations and other tax provisions) are governed by commercial and economic rules which are laid down by the respective Greek authorities.</p> <p>Gross Register Tonnage (GRT): unit of measurement of the total volume in cubic feet of the spaces within the hull and of the enclosed spaces above the deck which are available for carrying goods, food, passengers, and crew. It equals to the volume of 100 cubic feet or 2.83 m³.</p> <p>Senior Personnel: Masters A', B', C', Engineers A', B', C radio officers A-B', pay masters A-B' and chief caterers.</p> <p>Cadets Personnel: cadet deck officers, engineers, paymasters.</p> <p>Health Care Personnel: doctors, medicines, nurses and other.</p> <p>Lower Personnel: assistant caterers, captains A', B', C', boatswains, pumpmen, sailor ship's boys, motor-drivers A', B', greasers, wipers and trimmers, motormen, chief stewards, stewards A', B', assistants, chief cooks, cooks A', B', C' assistant cooks, electricians, tug captains trainers of apprentices for the deck, engines and other specialties.</p>

Personnel with no maritime specialty: Laid up ships' keepers and other personnel with no specialty.

Methodology For the census the statistical unit is the merchant ship of 100 GRT and over. The census was conducted on the basis of the Ships' Register provided by the National Seamen Pension Fund. The census data refer to the total of the merchant ships of 100 GRT and over including their crew, and they are under the Greek flag, or they are Greek-owned ships under foreign flag contracted with the Seamen's Pension Fund. The census data will be used further for the update of the Statistical Register of Greek Merchant Ships.

In the framework of the census, merchant ships are classified as follows:

- a) cargo ships,
- b) tankers,
- c) passengers and tourist ships,
- d) miscellaneous i.e. tug ships, lifeboats, fishing ships, etc.

Data are collected on the basis of a special questionnaire compiled by ELSTAT with the collaboration of the Division of Maritime Labour, as well as with other competent Divisions of the Ministry of Maritime and Island Policy. The collected data refer to the information related to the legal ownership of the ship, as well as to the characteristics of the ship which are derived mainly either from the ships' official naval documents or from the official crew lists.

The person responsible for the provision of the statistical information is:

- a) the Master of the ship in the case that the ship is active at the reference day,
- b) the Greek Port Authorities, as regards the ships that during the reference day are laid up within their competence region and
- c) the Greek Consular Authorities at the foreign ports where the ship will be at the day of the census.

References Further information (tables, graphs) concerning the Ship and Crew Census can be found on the webpage of ELSTAT (www.statistics.gr) under the link <https://www.statistics.gr/el/statistics/-/publication/SMA12>