



**HELLENIC REPUBLIC
HELLENIC STATISTICAL AUTHORITY**

Piraeus, 18 December 2023

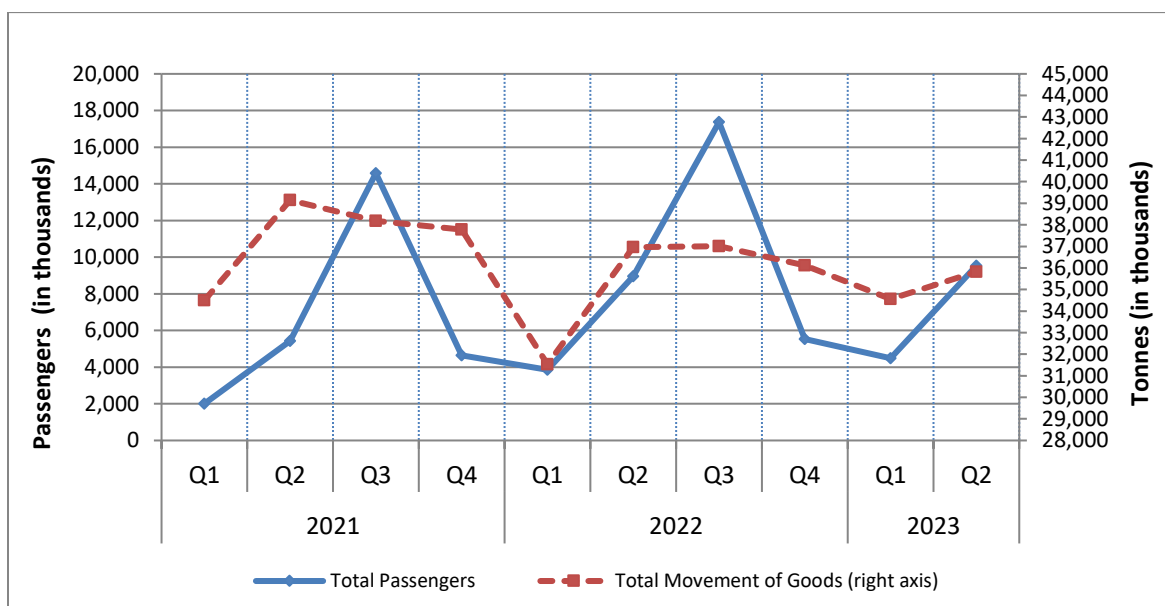
TRAFFIC OF PASSENGERS, GOODS AND MOBILE UNITS IN GREEK PORTS:

2nd QUARTER 2023 (Provisional data)

The Hellenic Statistical Authority (ELSTAT) announces data on traffic of passengers, goods and mobile units in the Greek ports for the 2nd Quarter 2023. Particularly:

- The total passenger traffic in Greek ports in the 2nd quarter 2023 recorded an increase of 6.4 % compared with the 2nd quarter 2022, while at the corresponding comparison of the 2nd quarter of 2022 with the 2nd quarter of 2021 an increase of 64.9% was recorded (Table 1).
- The total movements of goods in Greek ports in the 2nd quarter 2023 decreased by 3.1% compared with the 2nd quarter 2022, while at the corresponding comparison of the 2nd quarter of 2022 with the 2nd quarter of 2021 a decrease by 5.6% was recorded (Table 2).
- The total traffic of mobile units in Greek ports in the 2nd quarter 2023 increased by 2.0% compared with the 2nd quarter 2022, while at the corresponding comparison of the 2nd quarter of 2022 with the 2nd quarter of 2021 an increase of 26.8% was recorded (Table 3).

Graph 1. Traffic of Passengers and Goods, 1st Quarter 2021 – 2nd Quarter 2023



Information on methodological issues:

Division of Sectoral Statistics
Section of Transport Statistics
E. Kleftogianni, P. Rapti
Tel: 213 135 2187, 213 135 3087, 213 135 3122
E-mail: e.kleftogianni@statistics.gr

Information for data provision:

Tel. +30 213 135 2022
E- mail: data.dissem@statistics.gr

Table 1. Domestic and international passenger traffic in Greek ports: 2nd Quarter 2021- 2023

2 nd Quarter					
	2021	2022	Change % 2022/2021	2023	Change % 2023/2022
Total:	5,430,806	8,954,863	64.9	9,531,616	6.4
Domestic passengers (Disembarked / embarked)	5,236,102	8,647,188	65.1	9,106,193	5.3
International passengers	194,704	307,675	58.0	425,423	38.3
Disembarked	114,380	173,330	51.5	229,576	32.5
Embarked	80,324	134,345	67.3	195,847	45.8

Graph 2. Domestic and international passenger traffic in Greek ports: 2nd Quarter 2021 – 2023

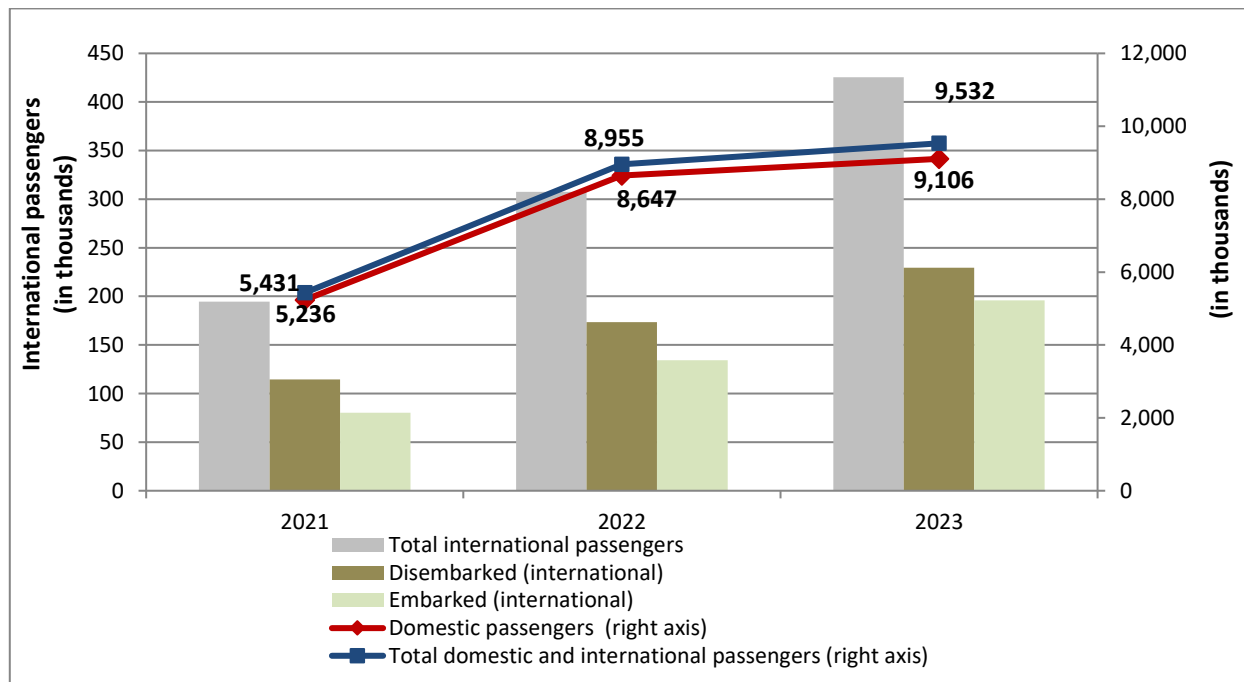


Table 2. Domestic and international movements of goods in Greek ports: 2nd Quarter 2021 - 2023

2 nd Quarter					
(in tonnes)	2021	2022	Change % 2022/2021	2023	Change % 2023/2022
Total:	39,141,734	36,968,533	-5.6	35,815,375	-3.1
Domestic goods (Unloaded / loaded)	7,475,720	7,684,759	2.8	7,770,732	1.1
International goods	31,666,014	29,283,774	-7.5	28,044,643	-4.2
Unloaded	17,245,911	17,432,563	1.1	16,476,306	-5.5
Loaded	14,420,103	11,851,211	-17.8	11,568,337	-2.4

Graph 3. Domestic and international movements of goods in Greek ports: 2nd Quarter 2021 – 2023

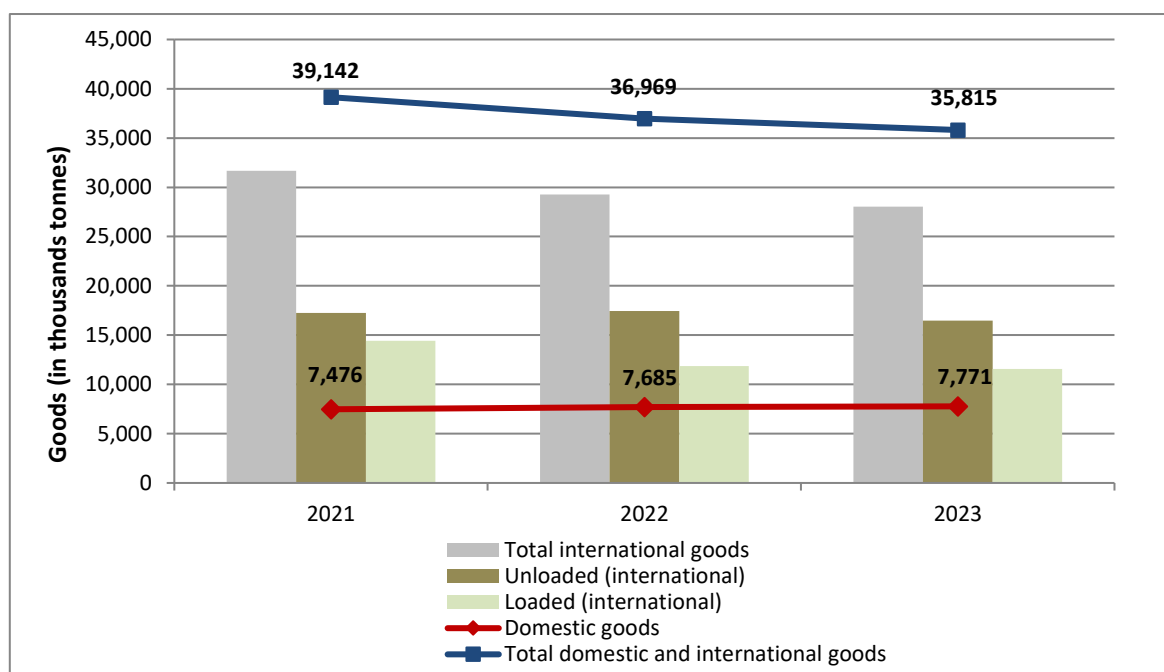
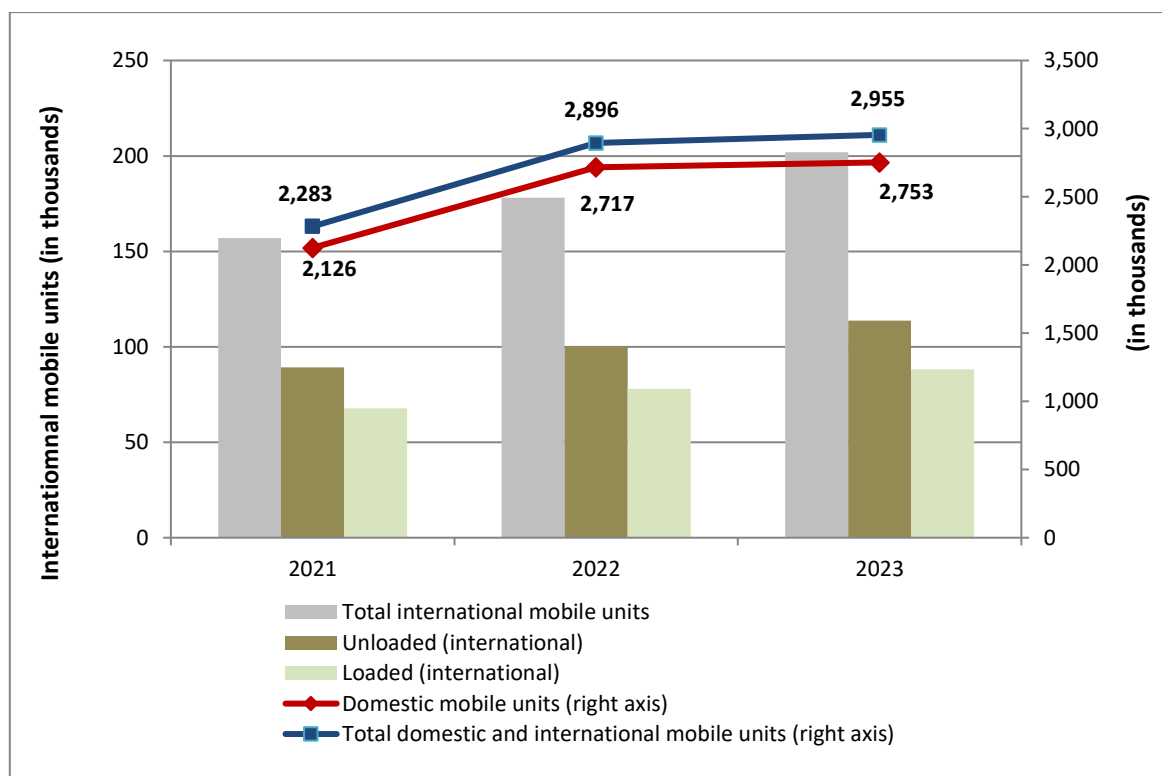


Table 3. Domestic and international traffic of mobile units in Greek ports: 2nd Quarter 2021 - 2023

2 nd Quarter					
	2021	2022	Change % 2022/2021	2023	Change % 2023/2022
Total:	2,282,962	2,895,550	26.8	2,954,608	2.0
Domestic mobile units (Unloaded / loaded)	2,125,976	2,717,368	27.8	2,752,636	1.3
International mobile units	156,986	178,182	13.5	201,972	13.4
Unloaded	89,182	100,230	12.4	113,717	13.5
Loaded	67,804	77,952	15.0	88,255	13.2

Graph 4. Domestic and international traffic of mobile units in Greek ports: 2nd Quarter 2021 – 2023



METHODOLOGICAL NOTES

Survey on the traffic of passengers' goods and mobile units in Greek ports	<p>The survey on traffic of passengers, goods and mobile units in Greek ports is conducted on a monthly basis since 1960 and it has been producing quarterly and annual results. This survey is conducted in compliance with EU regulation 2009/42 which provides for the harmonization of statistical returns in respect of carriage of passengers' goods by sea in the EU Member States.</p> <p>The purpose of the survey is to collect statistical data on maritime transport.</p>
Legal framework	<p>This survey is fully harmonized with EU legislation and more specifically with Council Directive (EC) 2009/42 of the European Parliament.</p>
Reference period	<p>The data of the survey refer to the 2nd quarter 2023.</p>
Coverage	<p>The survey covers all merchant vessels of net tonnage 10 GRT and over which carry passengers' goods and mobile units by sea to and from domestic and international ports for commercial purposes. Consequently fish-catching vessels, research and survey vessels, dredgers, naval vessels, or vessels used solely for non-commercial purposes are not included in the survey.</p>
Definitions	<p>Domestic Passengers: Refers to movement of passengers between Greek ports. International passengers: Refers to movement of passengers in Greek ports with embarking or disembarking at foreign ports.</p>
Methodology	<p>The survey is an exhaustive survey which is conducted for all vessels meeting the necessary criteria. The survey is carried out by means of specialized questionnaires which must be filed in by the competent bodies:</p> <ul style="list-style-type: none">a) The domestic Port Authorities which have the responsibility to fill in the questionnaires for the goods transport in cooperation with the maritime transport agent.b) The shipping companies and the financial officers of the ships who have the responsibility to fill in the questionnaires for the passenger traffic.c) Piraeus Port Authority (OLP) and Thessaloniki Port Authority (OLTH) which record the large majority of goods transport data and send these statistical returns to ELSTAT electronically by means of a specially designed software application. <p>ELSTAT after having received all the above-mentioned data proceeds to data checks, codification, processing, and tabulation of the data.</p> <p>It should be stressed that the survey is conducted in compliance with international classifications and definitions applied for the variables, which are laid down in Eurostat's manual «Reference Manual on Maritime Transport Statistics Version 4.0 November 2017».</p>
References	<p>More information (tables charts) concerning the survey on maritime transport of passenger, goods and mobile units in the Greek ports by merchant vessels can be found on the web page of ELSTAT (www.statistics.gr) under the link https://www.statistics.gr/el/statistics/-/publication/SMA06</p>