



HELLENIC REPUBLIC
HELLENIC STATISTICAL AUTHORITY

Piraeus, 15 December 2022

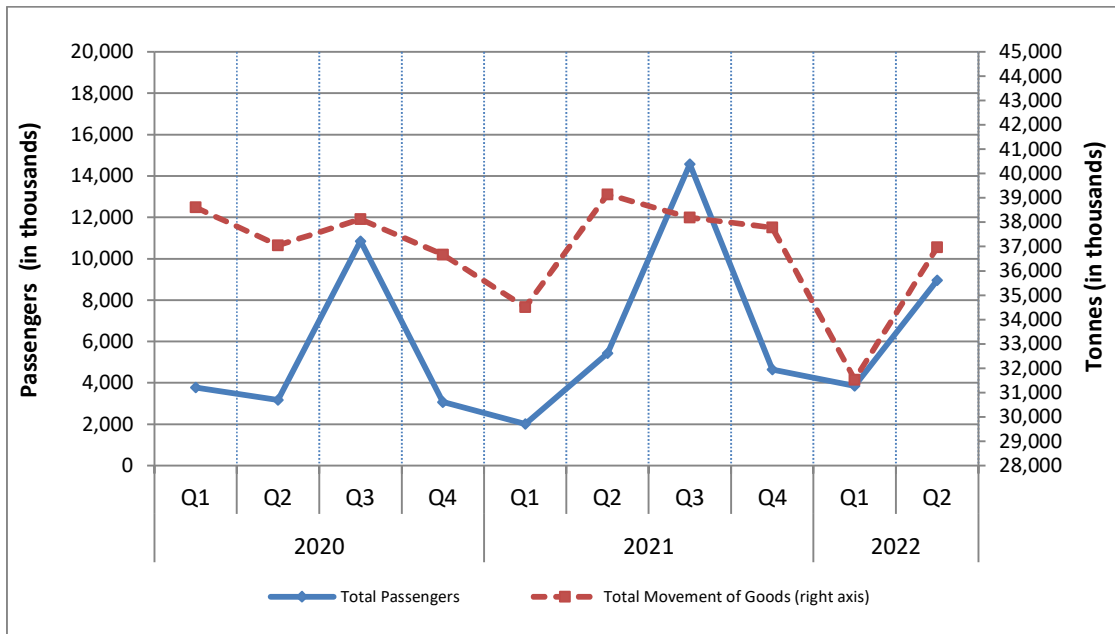
PRESS RELEASE

**TRAFFIC OF PASSENGERS, GOODS AND MOBILE UNITS IN GREEK PORTS:
2nd QUARTER 2022 (Provisional data)**

The Hellenic Statistical Authority (ELSTAT) announces data on traffic of passengers, goods and mobile units in the Greek ports for the 2nd Quarter 2022. Particularly:

- The total passenger traffic in Greek ports in the 2nd quarter 2022 recorded an increase of 64.9 % compared with the 2nd quarter 2021, while at the corresponding comparison of the 2nd quarter of 2021 with the 2nd quarter of 2020 an increase of 70.8% was recorded (Table 1).
- The total movements of goods in Greek ports in the 2nd quarter 2022 decreased by 5.6% compared with the 2nd quarter 2021, while at the corresponding comparison of the 2nd quarter of 2021 with the 2nd quarter of 2020 an increase by 5.7% was recorded (Table 2).
- The total traffic of mobile units in Greek ports in the 2nd quarter 2022 increased by 26.8% compared with the 2nd quarter 2021, while at the corresponding comparison of the 2nd quarter of 2021 with the 2nd quarter of 2020 an increase of 49.9% was recorded (Table 3).

Graph 1. Traffic of Passengers and Goods, 1st Quarter 2020 – 2nd Quarter 2022



Information on methodological issues:
Division of Sectoral Statistics
Section of Transport Statistics
P.Tzortzi, E.Kleftogianni, P.Rapti
Tel : 213 135 2187, 213 135 3087, 213 135 3122
E-mail: p.tzortzi@statistics.gr

Information for data provision:
Tel. +30 213 135 222
E- mail: data.dissem@statistics.gr

Table 1. Domestic and international passenger traffic in Greek ports: 2nd Quarter 2020 - 2022

2 nd Quarter					
	2020	2021	Change % 2021/2020	2022	Change % 2022/2021
Total:	3,179,197	5,430,806	70.8	8,954,863	64.9
Domestic passengers (Disembarked / embarked)	3,117,533	5,236,102	68.0	8,647,188	65.1
International passengers	61,664	194,704	215.7	307,675	58.0
Disembarked	30,089	114,380	280.1	173,330	51.5
Embarked	31,575	80,324	154.4	134,345	67.3

Graph 2. Domestic and international passenger traffic in Greek ports: 2nd Quarter 2020 – 2022

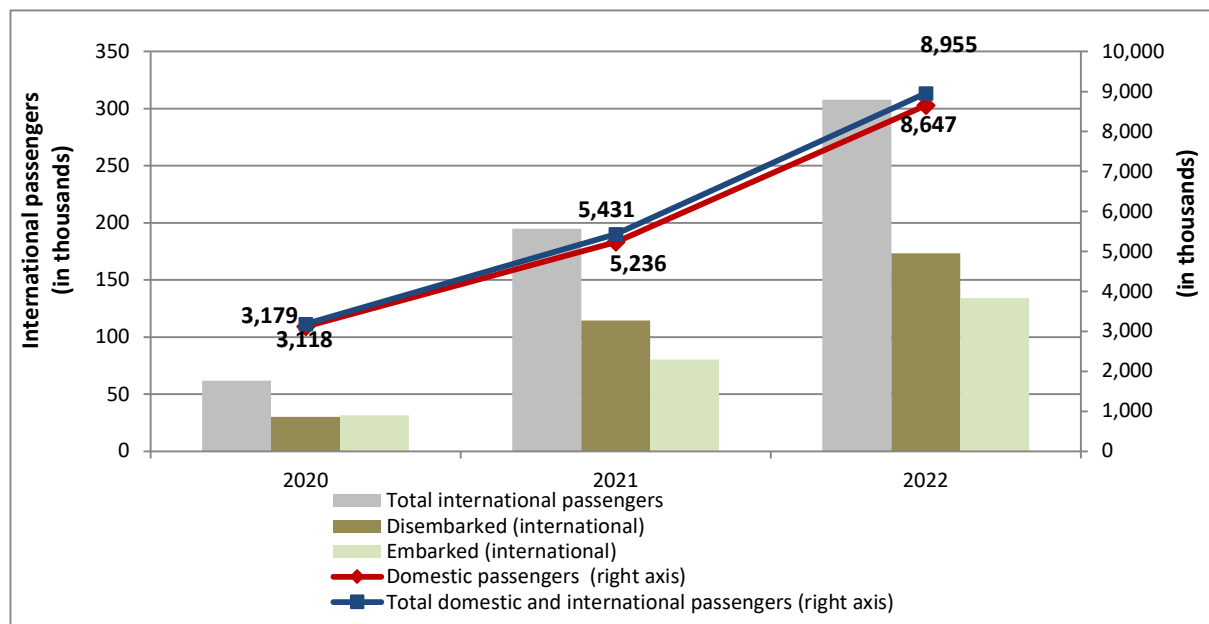


Table 2. Domestic and international movements of goods in Greek ports: 2nd Quarter 2020 - 2022

2 nd Quarter					
(in tonnes)	2020	2021	Change % 2021/2020	2022	Change % 2022/2021
Total:	37,046,228	39,141,734	5.7	36,968,533	-5.6
Domestic goods (Unloaded / loaded)	6,516,672	7,475,720	14.7	7,684,759	2.8
International goods	30,529,556	31,666,014	3.7	29,283,774	-7.5
Unloaded	17,202,758	17,245,911	0.3	17,432,563	1.1
Loaded	13,326,798	14,420,103	8.2	11,851,211	-17.8

Graph 3. Domestic and international movements of goods in Greek ports: 2nd Quarter 2020 – 2022

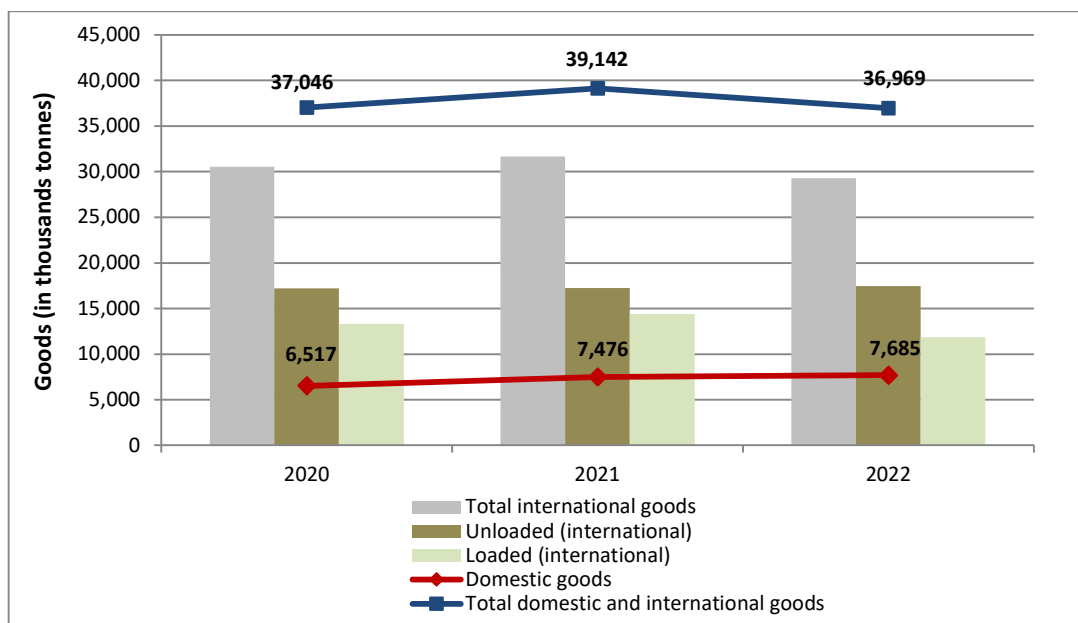
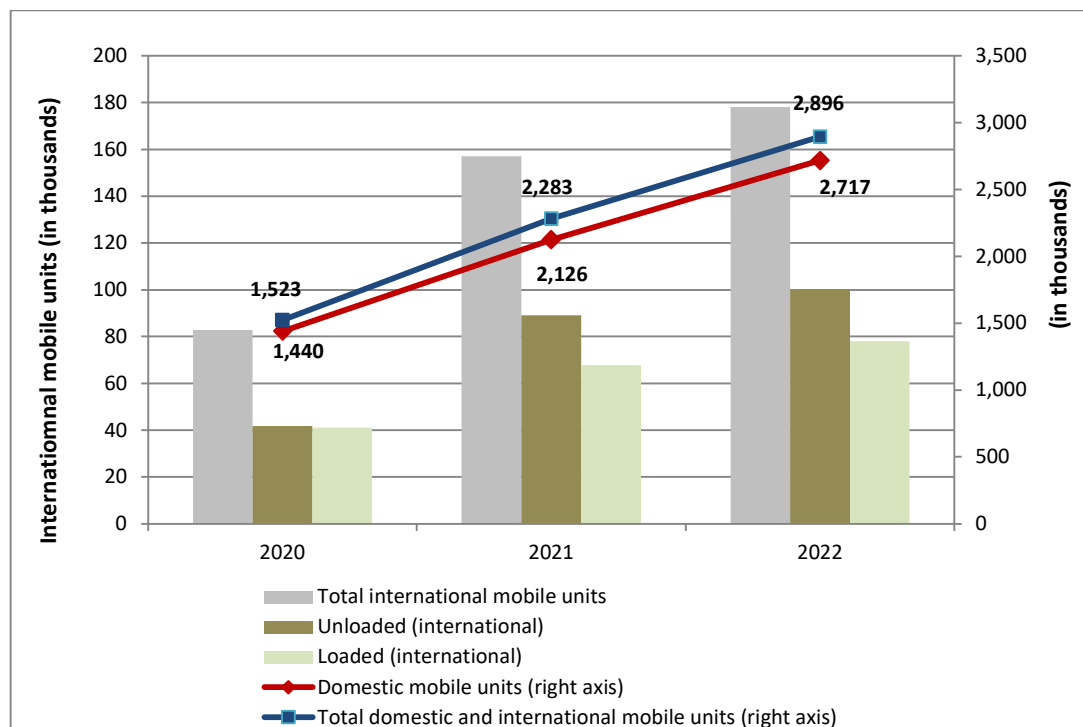


Table 3. Domestic and international traffic of mobile units in Greek ports: 2nd Quarter 2020 - 2022

2 nd Quarter					
	2020	2021	Change % 2021/2020	2022	Change % 2022/2021
Total:	1,523,020	2,282,962	49.9	2,895,550	26.8
Domestic mobile units (Unloaded / loaded)	1,440,087	2,125,976	47.6	2,717,368	27.8
International mobile units	82,933	156,986	89.3	178,182	13.5
Unloaded	41,779	89,182	113.5	100,230	12.4
Loaded	41,154	67,804	64.8	77,952	15.0

Graph 4. Domestic and international traffic of mobile units in Greek ports: 2nd Quarter 2020 – 2022



METHODOLOGICAL NOTES

Survey on the traffic of passengers' goods and mobile units in Greek ports	<p>The survey on traffic of passengers, goods and mobile units in Greek ports is conducted on a monthly basis since 1960 and it has been producing quarterly and annual results. This survey is conducted in compliance with EU regulation 2009/42 which provides for the harmonization of statistical returns in respect of carriage of passengers' goods by sea in the EU Member States.</p> <p>The purpose of the survey is to collect statistical data on maritime transport and to disseminate these data to all relevant users.</p>
Legal framework	<p>This survey is fully harmonized with EU legislation and more specifically with Council Directive (EC) 2009/42 of the European Parliament.</p>
Reference period	<p>The data of the survey refer to the 2nd quarter 2022.</p>
Coverage	<p>The survey covers all merchant vessels of net tonnage 10 GRT and over which carry passengers' goods and mobile units by sea to and from domestic and international ports for commercial purposes. Consequently fish-catching vessels, research and survey vessels, dredgers, naval vessels or vessels used solely for non-commercial purposes are not included in the survey.</p>
Definitions	<p>Domestic Passengers: Refers to movement of passengers between Greek ports.</p> <p>International passengers: Refers to movement of passengers in Greek ports with embarking or disembarking at foreign ports.</p>
Methodology	<p>The survey is an exhaustive survey which is conducted for all vessels meeting the necessary criteria. The survey is carried out by means of specialized questionnaires which must be filed in by the competent bodies:</p> <ul style="list-style-type: none">a) The domestic Port Authorities which have the responsibility to fill in the questionnaires for the goods transport in cooperation with the maritime transport agent.b) The shipping companies and the financial officers of the ships who have the responsibility to fill in the questionnaires for the passenger traffic.c) Piraeus Port Authority (OLP) and Thessaloniki Port Authority (OLTH) which record the large majority of goods transport data and send these statistical returns to ELSTAT electronically by means of a specially designed software application. <p>ELSTAT after having received all the above-mentioned data proceeds to data checks, codification, processing and tabulation of the data.</p> <p>It should be stressed that the survey is conducted in compliance with international classifications and definitions applied for the variables of the relevant survey, which are laid down in Eurostat's manual «Reference Manual on Maritime Transport Statistics Version 4.0 November 2017».</p>
References	<p>More information (tables charts) concerning the survey on maritime transport of passenger, goods and mobile units in the Greek ports by merchant vessels can be found on the web page of ELSTAT (www.statistics.gr) under the link https://www.statistics.gr/el/statistics/-/publication/SMA06</p>