



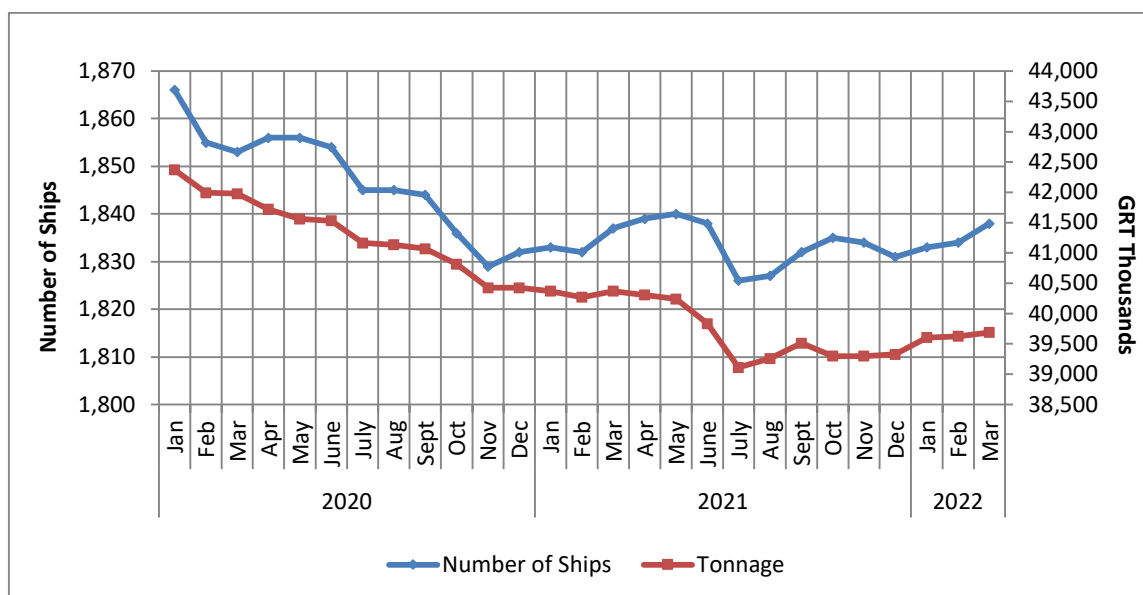
PRESS RELEASE

GREEK MERCHANT FLEET: March 2022 (Provisional data)

The Hellenic Statistical Authority (ELSTAT) announces data on the Greek Merchant Fleet (for vessels of 100 GRT¹) for March 2022. Particularly:

- The Greek Merchant Fleet increased by 0.1% in March 2022 compared with March 2021. A decrease of 0.9% was recorded in March 2021 compared with March 2020 (Table 1).
- The gross tonnage of the Greek Merchant Fleet, for vessels of 100 GRT and over, recorded a decrease of 1.7% in March 2022 compared with March 2021. A decrease of 3.8% was recorded in March 2021 compared with March 2020 (Table 1).

Graph 1: Greek Merchant ships of 100 GRT and over: January 2020– March 2022



Information on methodological issues:

Division of Sectoral Statistics
Section of Transport Statistics
P. Tzortzi, F. Georgakopoulou
Tel : +30 213 135 2187 , +30 213 135 3090
E mail: p.tzortzi@statistics.gr
f.georgakopoulou@statistics.gr

Information for data provision:

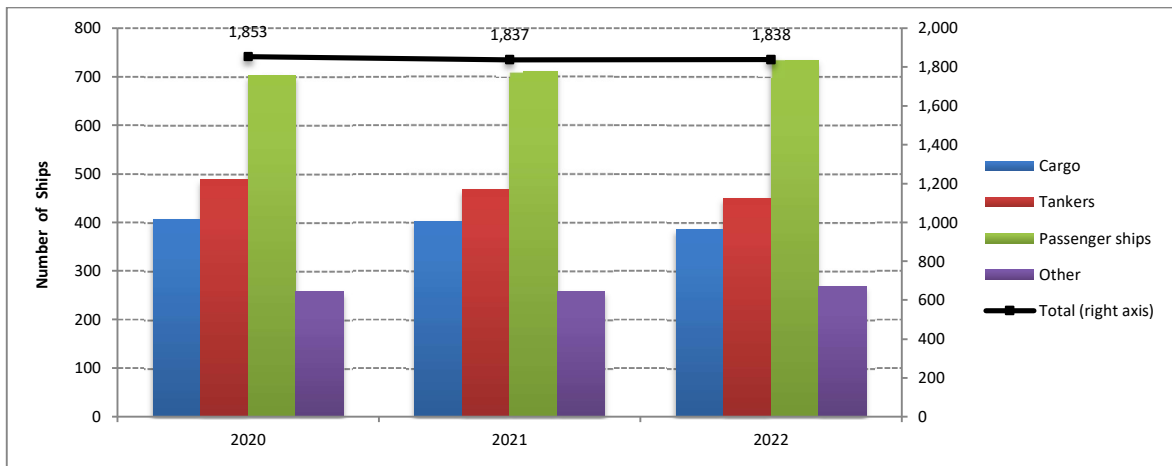
Tel. +30 213 135 2022
E mail: data.dissem@statistics.gr

¹GRT: Gross Tonnage

**Table 1. Number and tonnage of Greek Merchant ships of 100 GRT and over, by types of ships,
March 2020–2022**

March										
	2020		2021		Change % 2021/2020		2022		Change % 2022/2021	
Types of ships	Number of Ships	Tonnage (GRT)	Number of Ships	Tonnage (GRT)	Number of Ships	Tonnage (GRT)	Number of Ships	Tonnage (GRT)	Number of Ships	Tonnage (GRT)
Total:	1,853	41,978,273	1,837	40,367,294	-0.9	-3.8	1,838	39,690,516	0.1	-1.7
Cargo	406	11,999,389	402	11,970,514	-1.0	-0.2	386	11,680,446	-4.0	-2.4
Tankers	488	28,561,282	467	27,019,225	-4.3	-5.4	450	26,602,960	-3.6	-1.5
Passenger ships	702	1,329,126	710	1,283,040	1.1	-3.5	734	1,282,451	3.4	0.0
Other	257	88,476	258	94,515	0.4	6.8	268	124,659	3.9	31.9

**Graph 2a: Number of Greek Merchant ships of 100 GRT and over, by types of ships,
March 2020 – 2022**



**Graph 2b: Tonnage of Greek Merchant Ships of 100 GRT and over, by types of ships,
March 2020 – 2022**

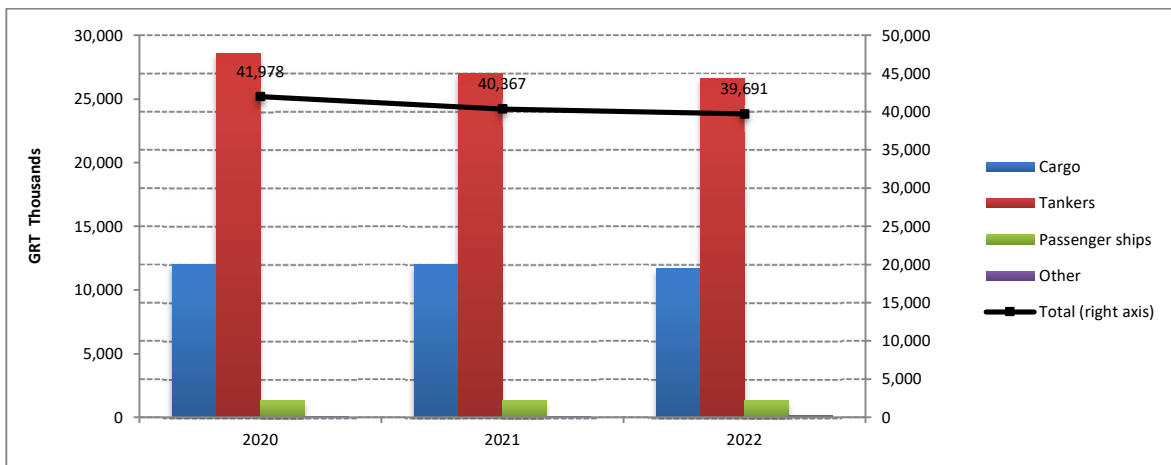


Table 2. Distribution of the Greek Merchant ships of 100 GRT and over, by tonnage groups, March 2020 – 2022

March										
	2020		2021		Change % 2021/2020		2022		Change % 2022/2021	
Tonnage Groups	Number of Ships	Tonnage (GRT)	Number of Ships	Tonnage (GRT)	Number of Ships	Tonnage (GRT)	Number of Ships	Tonnage (GRT)	Number of Ships	Tonnage (GRT)
Total:	1,853	41,978,273	1,837	40,367,294	-0.9	-3.8	1,838	39,690,516	0.1	-1.7
[100-500)	811	201,292	820	203,944	1.1	1.3	841	205,406	2.6	0.7
[500-3,000)	350	431,880	353	439,219	0.9	1.7	350	442,715	-0.8	0.8
[3,000-7,000)	75	332,994	74	333,588	-1.3	0.2	74	330,205	0.0	-1.0
[7,000-10,000)	25	213,640	24	204,176	-4.0	-4.4	23	195,082	-4.2	-4.5
[10,000-20,000)	48	708,885	49	718,122	2.1	1.3	51	741,047	4.1	3.2
[20,000-30,000)	73	1,923,922	64	1,686,409	-12.3	-12.3	62	1,633,629	-3.1	-3.1
[30,000+)	471	38,165,660	453	36,781,836	-3.8	-3.6	437	36,142,432	-3.5	-1.7

Graph 3: Distribution of Greek Merchant ships of 100 GRT and over, by tonnage groups, March 2020 – 2022

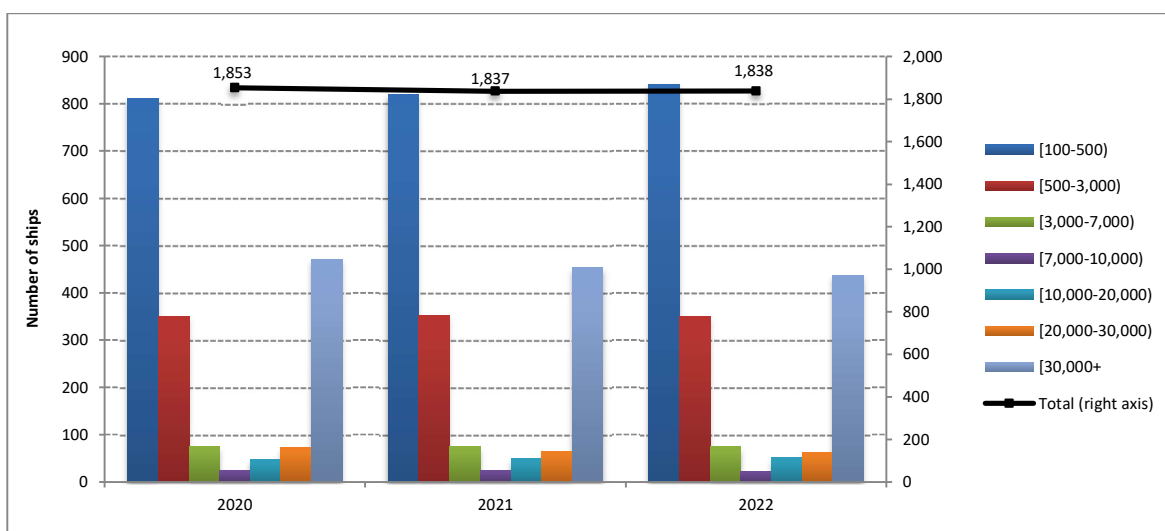
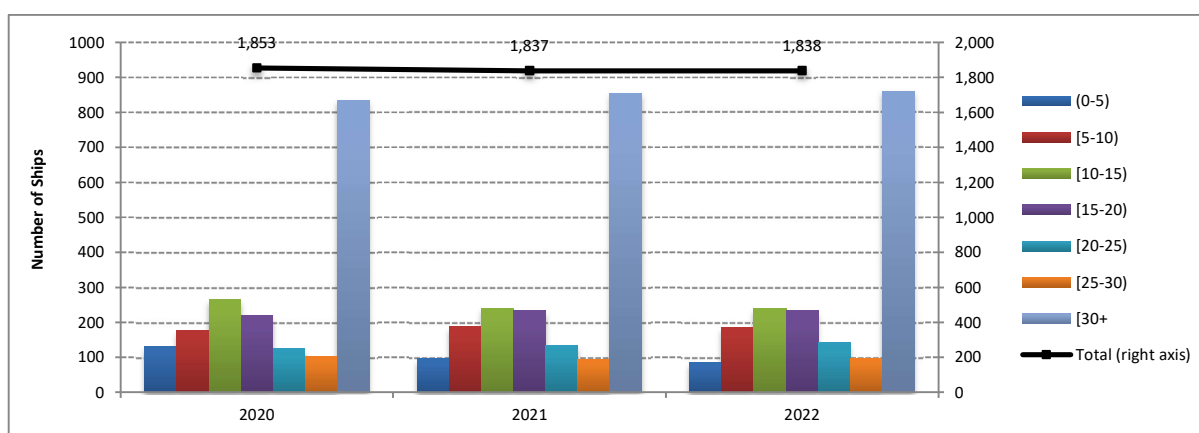


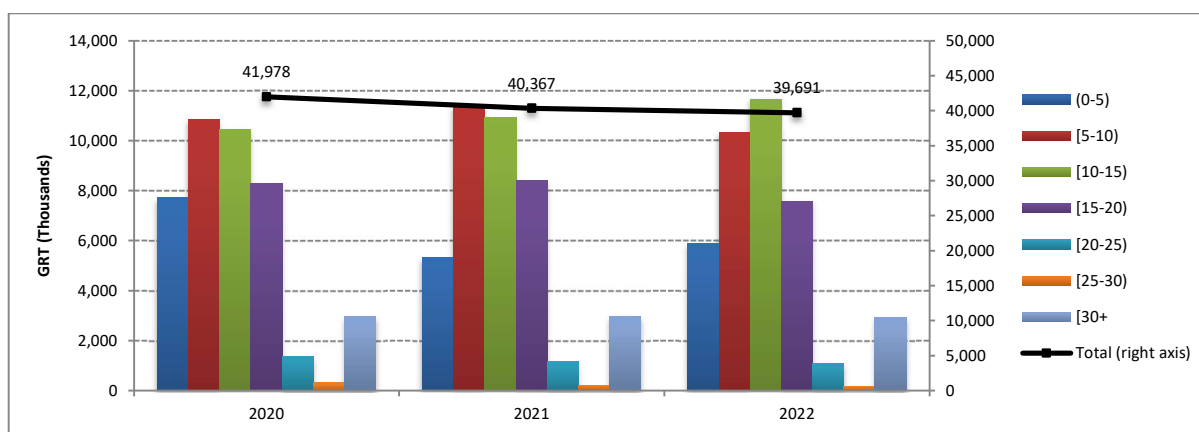
Table 3. Distribution of Greek Merchant ships of 100 GRT and over, by age groups, March 2020 – 2022

March										
2020			2021		Change % 2021/2020		2022		Change % 2022/2021	
Age Groups	Number of Ships	Tonnage (GRT)	Number of Ships	Tonnage (GRT)	Number of Ships	Tonnage (GRT)	Number of Ships	Tonnage (GRT)	Number of Ships	Tonnage (GRT)
Total:	1,853	41,978,273	1,837	40,367,294	-0.9	-3.8	1,838	39,690,516	0.1	-1.7
(0-5)	132	7,706,259	95	5,330,355	-28.0	-30.8	85	5,880,039	-10.5	10.3
[5-10)	176	10,859,322	187	11,361,758	6.3	4.6	185	10,329,359	-1.1	-9.1
[10-15)	265	10,460,541	241	10,913,255	-9.1	4.3	239	11,666,684	-0.8	6.9
[15-20)	220	8,295,718	233	8,405,010	5.9	1.3	233	7,579,468	0.0	-9.8
[20-25)	125	1,378,862	135	1,156,454	8.0	-16.1	141	1,103,434	4.4	-4.6
[25-30)	101	307,894	93	210,293	-7.9	-31.7	96	185,760	3.2	-11.7
[30+)	834	2,969,677	853	2,990,169	2.3	0.7	859	2,945,772	0.7	-1.5

Graph 4a: Distribution of Greek Merchant ships 100 GRT and over, by age groups, March 2020 – 2022



Graph 4b: Tonnage of Greek Merchant ships of 100 GRT and over, by age groups, March 2020–2022



METHODOLOGICAL NOTES

Greek Merchant Fleet Survey	The Survey on the Greek Merchant Fleet is conducted on a monthly basis since 1964 without any major methodological changes ever since. The purpose of the survey is to fully record statistical data on the number and basic characteristics of the Greek merchant ships, thus depicting the evolution over the course of time of the Greek merchant fleet.
Legal Framework	The survey is conducted in compliance with the joint Ministerial Decision (No 6792/G-81/11-4-97), signed by the Minister of National Economy and the Minister of Mercantile Marine.
Reference Period	The results of the survey refer to the end of March 2022.
Coverage	The survey covers all domestic Port Authorities, as well as Greek Consular Port Authorities abroad, which keep ship registers. These Authorities have to send a report on a monthly basis to the Hellenic Statistical Authority (ELSTAT), pertaining to the changes in the Greek merchant ships registered in their ship registers.
Definitions	<p>Merchant ship: Seagoing self-propelled vessel, at least of 10 GRT, designed for the carriage of goods, transport of passengers, for fishing, towing or specially fitted out for other commercial maritime activities.</p> <p>Greek merchant fleet: The total number of the merchant ships under Greek flag. The Greek flag carried by these ships means that all their maritime activities (subsidies for ship building, cargo limitations and other tax provisions) are governed by commercial and economic rules which are laid down by the respective Greek authorities.</p> <p>Gross Register Tonnage (GRT): Refers to the spaces within the hull and of the enclosed spaces above the deck which are available for carrying goods, food, passengers and crew, GRT is equal to the volume of 100 cubic feet or 2,83 m³.</p> <p>Net Register Tonnage (NRT): It is derived from the gross tonnage by deducting allowances in respect of spaces used for the crew, navigating and propelling machinery, fuel and water ballasts, and other spaces not used for passengers or cargo.</p> <p>Age of ship: indicated by the year of original construction of the hull or that of the hull containing the engine room.</p>
Methodology	<p>It is an exhaustive survey conducted by all domestic Port Authorities and Greek Consular Port Authorities abroad, which report to ELSTAT, on a monthly basis, on changes in the ships pertaining to: a) new registrations of ships in the ship registers, b) change in the name of a ship, c) change of ownership, d) transfers to or from a different port, e) deletion of a ship from a ship's register, f) final measurement – remeasurement of ships, g) replacement of the ship's engine.</p> <p>All these data, after being duly processed, are used to update, through a specially designed software application, the Official Register of Greek Merchant Ships. This Register is used for the production of monthly and annual statistical results.</p>
References	Further information (tables, charts) concerning the Survey on the Greek Merchant Fleet can be found on the webpage of ELSTAT (www.statistics.gr), under the link: https://www.statistics.gr/el/statistics/-/publication/SMA27