



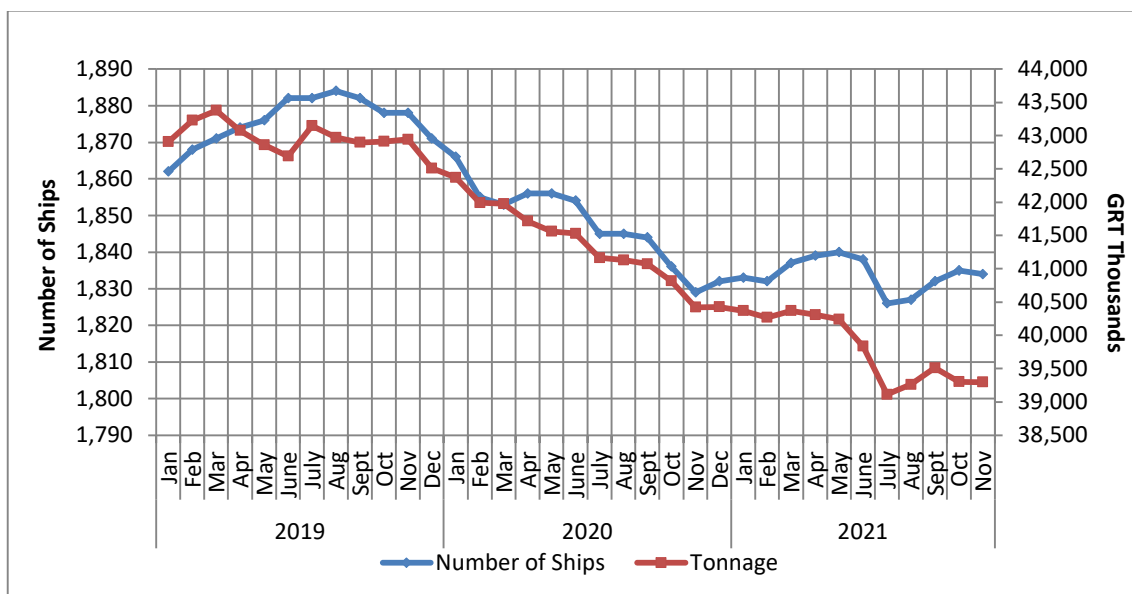
PRESS RELEASE

GREEK MERCHANT FLEET: November 2021 (Provisional data)

The Hellenic Statistical Authority (ELSTAT) announces data on the Greek Merchant Fleet (for vessels of 100 GRT¹) for November 2021. Particularly:

- The Greek Merchant Fleet increased by 0.3% in November 2021 compared with November 2020. A decrease of 2.6% was recorded in November 2020 compared with November 2019 (Table 1).
- The gross tonnage of the Greek Merchant Fleet, for vessels of 100 GRT and over, recorded a decrease of 2.8% in November 2021 compared with November 2020. A decrease of 5.9% was recorded in November 2020 compared with November 2019 (Table 1).

Graph 1: Greek Merchant ships of 100 GRT and over: January 2019 – November 2021



Information on methodological issues:

Division of Sectoral Statistics

Section of Transport Statistics

P. Tzortzi, F. Georgakopoulou

Tel : +30 213 135 2187, +30 213 135 3090

E mail: p.tzortzi@statistics.gr

f.georgakopoulou@statistics.gr

Information for data provision:

Tel. +30 213 135 2022

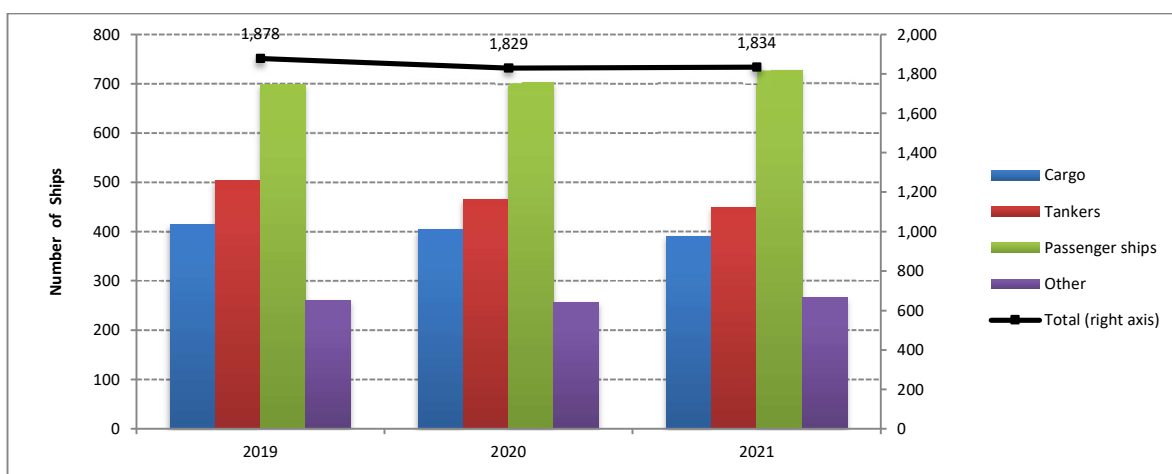
E mail: data.dissem@statistics.gr

¹ GRT: Gross Tonnage

Table 1. Number and tonnage of Greek Merchant ships of 100 GRT and over, by types of ships, November 2019 – 2021

November										
	2019		2020		Change % 2020/2019		2021		Change % 2021/2020	
Types of ships	Number of Ships	Tonnage (GRT)	Number of Ships	Tonnage (GRT)	Number of Ships	Tonnage (GRT)	Number of Ships	Tonnage (GRT)	Number of Ships	Tonnage (GRT)
Total:	1,878	42,944,276	1,829	40,423,092	-2.6	-5.9	1,834	39,297,191	0.3	-2.8
Cargo	414	12,262,141	404	12,021,133	-2.4	-2.0	391	11,445,647	-3.2	-4.8
Tankers	504	29,274,408	466	27,017,096	-7.5	-7.7	449	26,451,345	-3.6	-2.1
Passenger ships	699	1,317,855	702	1,290,847	0.4	-2.0	728	1,284,498	3.7	-0.5
Other	261	89,872	257	94,016	-1.5	4.6	266	115,701	3.5	23.1

Graph 2a: Number of Greek Merchant ships of 100 GRT and over, by types of ships, November 2019 – 2021



Graph 2b: Tonnage of Greek Merchant Ships of 100 GRT and over, by types of ships, November 2019 – 2021

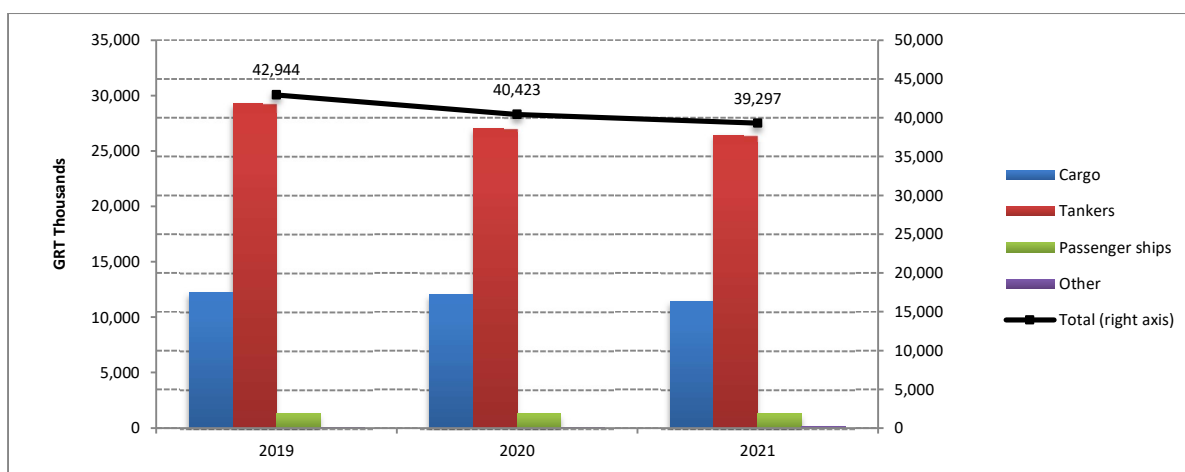


Table 2. Distribution of the Greek Merchant ships of 100 GRT and over, by tonnage groups, November 2019 – 2021

November										
	2019		2020		Change % 2020/2019		2021		Change % 2021/2020	
Tonnage Groups	Number of Ships	Tonnage (GRT)	Number of Ships	Tonnage (GRT)	Number of Ships	Tonnage (GRT)	Number of Ships	Tonnage (GRT)	Number of Ships	Tonnage (GRT)
Total:	1,878	42,944,276	1,829	40,423,092	-2.6	-5.9	1,834	39,297,191	0.3	-2.8
[100-500)	813	201,241	812	201,365	-0.1	0.1	836	205,341	3.0	2.0
[500-3,000)	356	437,196	352	437,163	-1.1	0.0	353	444,599	0.3	1.7
[3,000-7,000)	78	347,885	74	330,971	-5.1	-4.9	75	335,068	1.4	1.2
[7,000-10,000)	24	204,176	24	204,176	0.0	0.0	23	195,082	-4.2	-4.5
[10,000-20,000)	49	717,534	48	701,143	-2.0	-2.3	50	729,861	4.2	4.1
[20,000-30,000)	70	1,852,792	64	1,686,409	-8.6	-9.0	61	1,605,640	-4.7	-4.8
[30,000+)	488	39,183,452	455	36,861,865	-6.8	-5.9	436	35,781,600	-4.2	-2.9

Graph 3: Distribution of Greek Merchant ships of 100 GRT and over, by tonnage groups, November 2019 – 2021

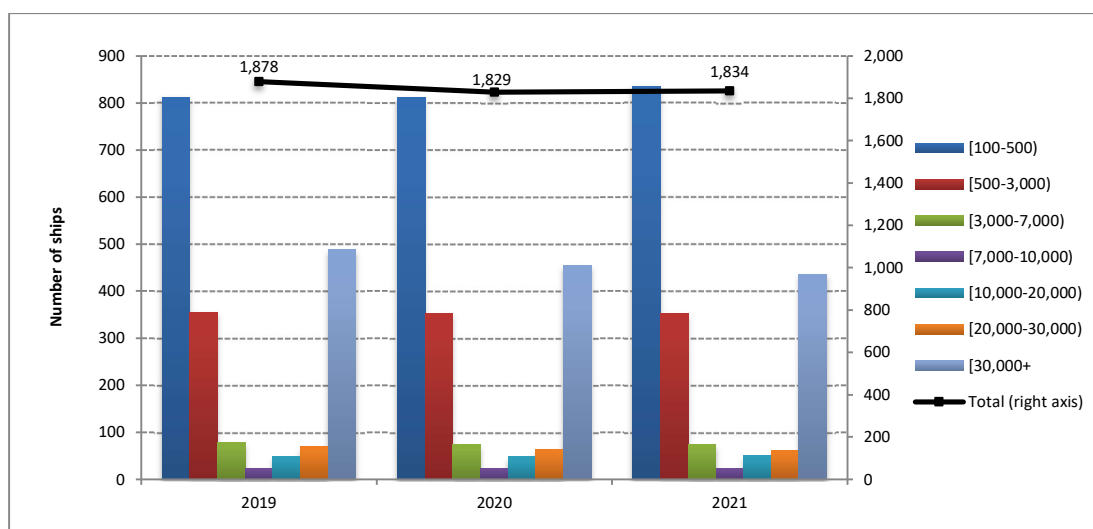
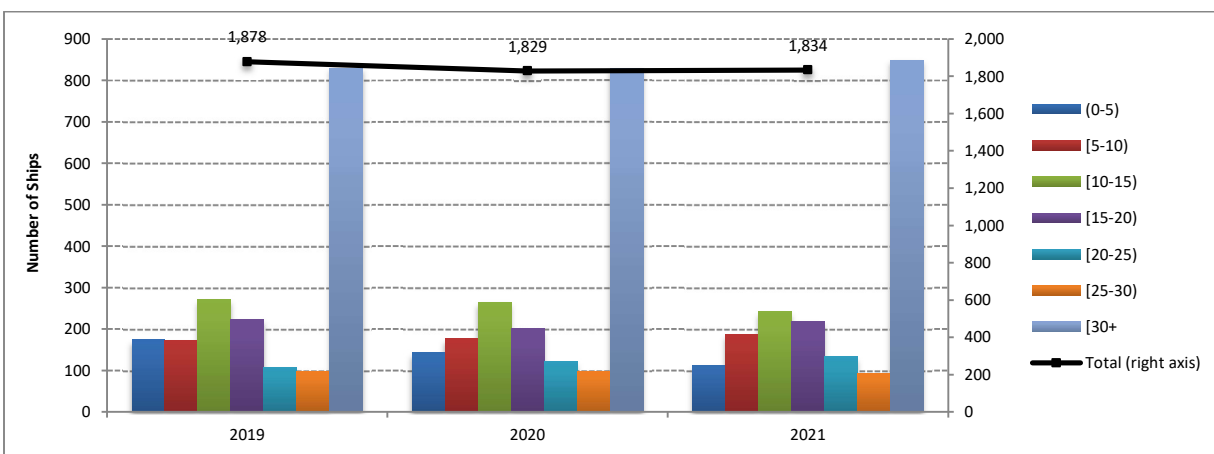


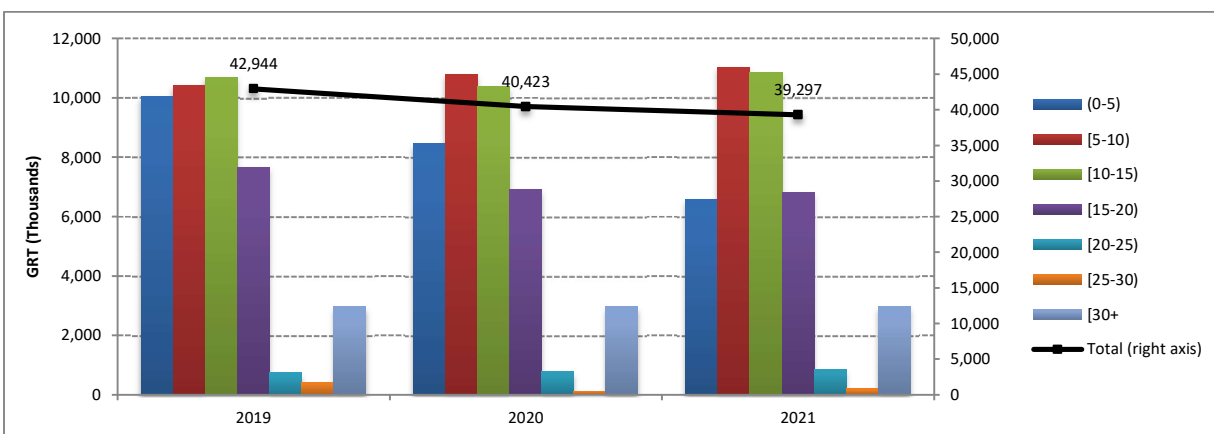
Table 3. Distribution of Greek Merchant ships of 100 GRT and over, by age groups, November 2019 – 2021

November										
2019			2020		Change % 2020/2019		2021		Change % 2021/2020	
Age Groups	Number of Ships	Tonnage (GRT)	Number of Ships	Tonnage (GRT)	Number of Ships	Tonnage (GRT)	Number of Ships	Tonnage (GRT)	Number of Ships	Tonnage (GRT)
Total:	1,878	42,944,276	1,829	40,423,092	-2.6	-5.9	1,834	39,297,191	0.3	-2.8
(0-5)	174	10,035,205	142	8,445,545	-18.4	-15.8	112	6,572,445	-21.1	-22.2
[5-10)	173	10,415,598	176	10,800,026	1.7	3.7	188	11,023,031	6.8	2.1
[10-15)	271	10,690,669	265	10,396,752	-2.2	-2.7	242	10,837,387	-8.7	4.2
[15-20)	224	7,666,652	200	6,918,043	-10.7	-9.8	218	6,812,422	9.0	-1.5
[20-25)	108	744,996	121	779,847	12.0	4.7	133	862,418	9.9	10.6
[25-30)	98	428,413	97	121,328	-1.0	-71.7	93	201,608	-4.1	66.2
[30+)	830	2,962,743	828	2,961,551	-0.2	0.0	848	2,987,880	2.4	0.9

Graph 4a: Distribution of Greek Merchant ships 100 GRT and over, by age groups, November 2019 – 2021



Graph 4b: Tonnage of Greek Merchant ships of 100 GRT and over, by age groups, November 2019 – 2021



METHODOLOGICAL NOTES

Greek Merchant Fleet Survey	The Survey on the Greek Merchant Fleet is conducted on a monthly basis since 1964 without any major methodological changes ever since. The purpose of the survey is to fully record statistical data on the number and basic characteristics of the Greek merchant ships, thus depicting the evolution over the course of time of the Greek merchant fleet.
Legal Framework	The survey is conducted in compliance with the joint Ministerial Decision (No 6792/G-81/11-4-97), signed by the Minister of National Economy and the Minister of Mercantile Marine.
Reference Period	The results of the survey refer to the end of November 2021.
Coverage	The survey covers all domestic Port Authorities, as well as Greek Consular Port Authorities abroad, which keep ship registers. These Authorities have to send a report on a monthly basis to the Hellenic Statistical Authority (ELSTAT), pertaining to the changes in the Greek merchant ships registered in their ship registers.
Definitions	<p>Merchant ship: Seagoing self-propelled vessel, at least of 10 GRT, designed for the carriage of goods, transport of passengers, for fishing, towing or specially fitted out for other commercial maritime activities.</p> <p>Greek merchant fleet: The total number of the merchant ships under Greek flag. The Greek flag carried by these ships means that all their maritime activities (subsidies for ship building, cargo limitations and other tax provisions) are governed by commercial and economic rules which are laid down by the respective Greek authorities.</p> <p>Gross Register Tonnage (GRT): Refers to the spaces within the hull and of the enclosed spaces above the deck which are available for carrying goods, food, passengers and crew, GRT is equal to the volume of 100 cubic feet or 2,83 m³.</p> <p>Net Register Tonnage (NRT): It is derived from the gross tonnage by deducting allowances in respect of spaces used for the crew, navigating and propelling machinery, fuel and water ballasts, and other spaces not used for passengers or cargo.</p> <p>Age of ship: indicated by the year of original construction of the hull or that of the hull containing the engine room.</p>
Methodology	<p>It is an exhaustive survey conducted by all domestic Port Authorities and Greek Consular Port Authorities abroad, which report to ELSTAT, on a monthly basis, on changes in the ships pertaining to: a) new registrations of ships in the ship registers, b) change in the name of a ship, c) change of ownership, d) transfers to or from a different port, e) deletion of a ship from a ship's register, f) final measurement – remeasurement of ships, g) replacement of the ship's engine.</p> <p>All these data, after being dully processed, are used to update, through a specially designed software application, the Official Register of Greek Merchant Ships. This Register is used for the production of monthly and annual statistical results.</p>
References	Further information (tables, charts) concerning the Survey on the Greek Merchant Fleet can be found on the webpage of ELSTAT (www.statistics.gr), under the link: https://www.statistics.gr/el/statistics/-/publication/SMA27