



**HELLENIC REPUBLIC**  
**HELLENIC STATISTICAL AUTHORITY**

Piraeus, 7/10/ 2021

## **PRESS RELEASE**

### **SURVEY ON CULTURAL ACTIVITIES OF THE MINISTRY OF CULTURE AND SPORTS, 2020**

The Hellenic Statistical Authority (ELSTAT) announces the data of the 2020 Survey on Cultural Activities of the Divisions of the Ministry of Culture and Sports, for reference year 2020.

On the basis of the data deriving from the survey conducted in 2020, the following are observed:

- 5 properties of archaeological interest were expropriated by the Division of Supply, Infrastructure and Materials Management of the Ministry of Culture and Sports and the relevant compensation paid amounted to 2,882,939 euro, recording a decrease, in comparison with 2019 (Table 1, Graph 1).
- The receipts of the Fund of Archaeological Proceeds, in 2020, amounted to 1,134,376 euro, recording a decrease in comparison with the corresponding receipts in 2019 (Table 2, Graph 2).
- The subsidies granted to cultural entities, such as museums, art galleries, theatre, film and classical dance associations, municipal and regional theatres, etc. amounted to 89,645,093 euro in 2020, thus recording an increase in comparison with the subsidies granted in 2019 (Table 3, Graph 3).
- In 2020, the teaching personnel of vocational theatre, dance, film and music schools and conservatoires amounted to 9,346 persons, the number of students to 61,706 and the number of graduates, obtaining a diploma or relevant degree, to 1,757. In comparison with the corresponding data of 2019, a decrease is observed as regards the teaching personnel, the number of students and the number of graduates, obtaining a diploma or relevant degree (Table 4, Graph 4).
- In 2020, there was financial support of three (3) Panhellenic and local conferences and five (5) international conferences by the Ministry of Culture and Sports (Table 5, Graph 5).

**Information on methodological issues:**

Sectoral Statistics Division  
Tourism and Cultural Statistics Section  
Head of the Section: Asimina Katri  
Tel: +30 213 135 2168  
e-mail: [a.katri@statistics.gr](mailto:a.katri@statistics.gr)

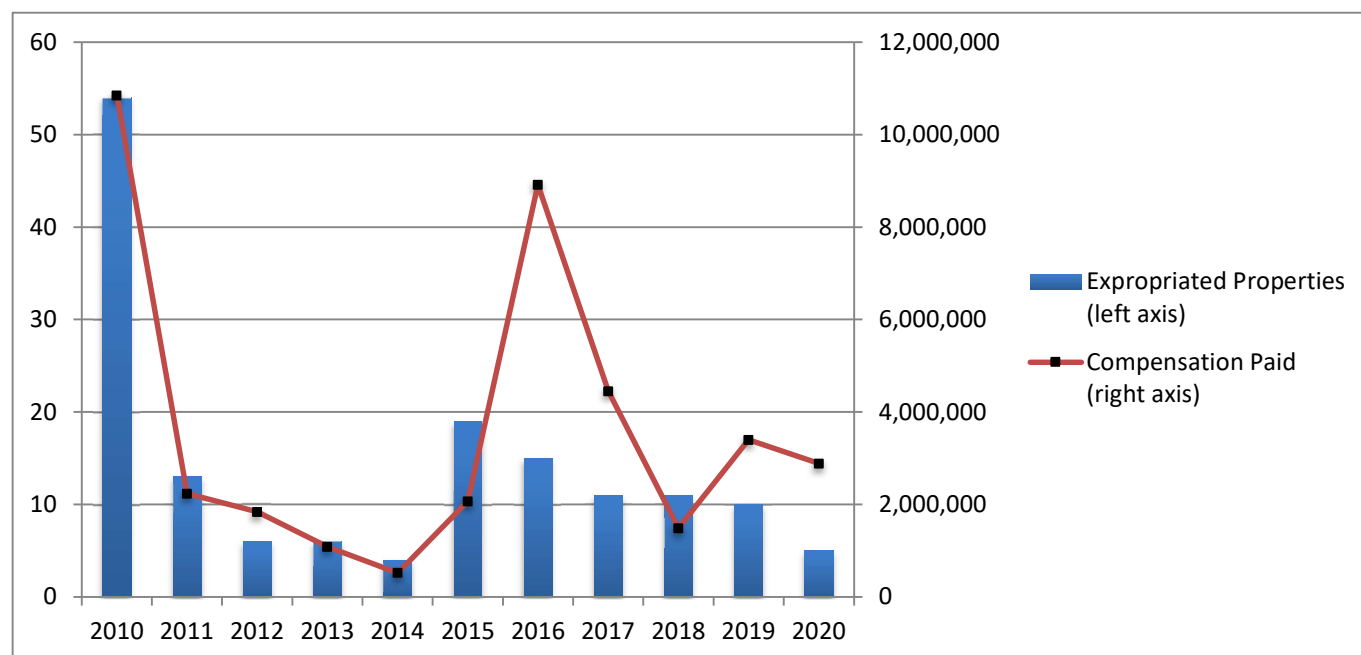
**Information for data provision:**

Tel. +30 213 135 2022, 2308, 2310  
e-mail: [data.dissem@statistics.gr](mailto:data.dissem@statistics.gr)

**Table 1: Expropriated Properties of Archaeological Interest and Compensation Paid (2010-2020)**

Year	Expropriated Properties of archaeological interest	Compensation Paid (euro)
2010	54	10,852,417
2011	13	2,237,270
2012	6	1,837,305
2013	6	1,084,544
2014	4	523,516
2015	19	2,070,622
2016	15	8,914,740
2017	11	4,453,169
2018	11	1,490,000
2019	10	3,401,079
2020	5	2,882,939

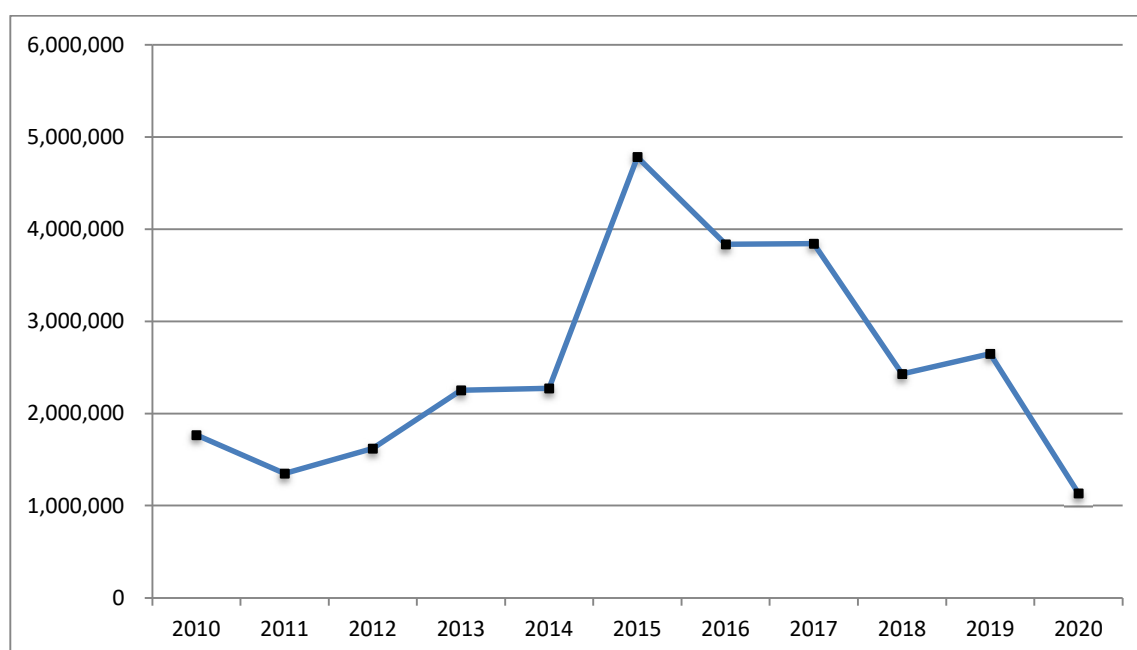
**Graph 1: Expropriated Properties of Archaeological Interest and Compensation Paid (2010-2020)**



**Table 2: Receipts<sup>1</sup> of the Fund of Archaeological Proceeds (2010-2020)**

Year	Receipts of the Fund of Archaeological Proceeds (euro)
2010	1,767,226
2011	1,350,387
2012	1,619,108
2013	2,251,283
2014	2,271,147
2015	4,783,193
2016	3,834,389
2017	3,844,173
2018	2,428,796
2019	2,647,084
2020	1,134,376

**Graph 2: Receipts<sup>1</sup> of the Fund of Archaeological Proceeds  
(2010-2020), in thousand euro**

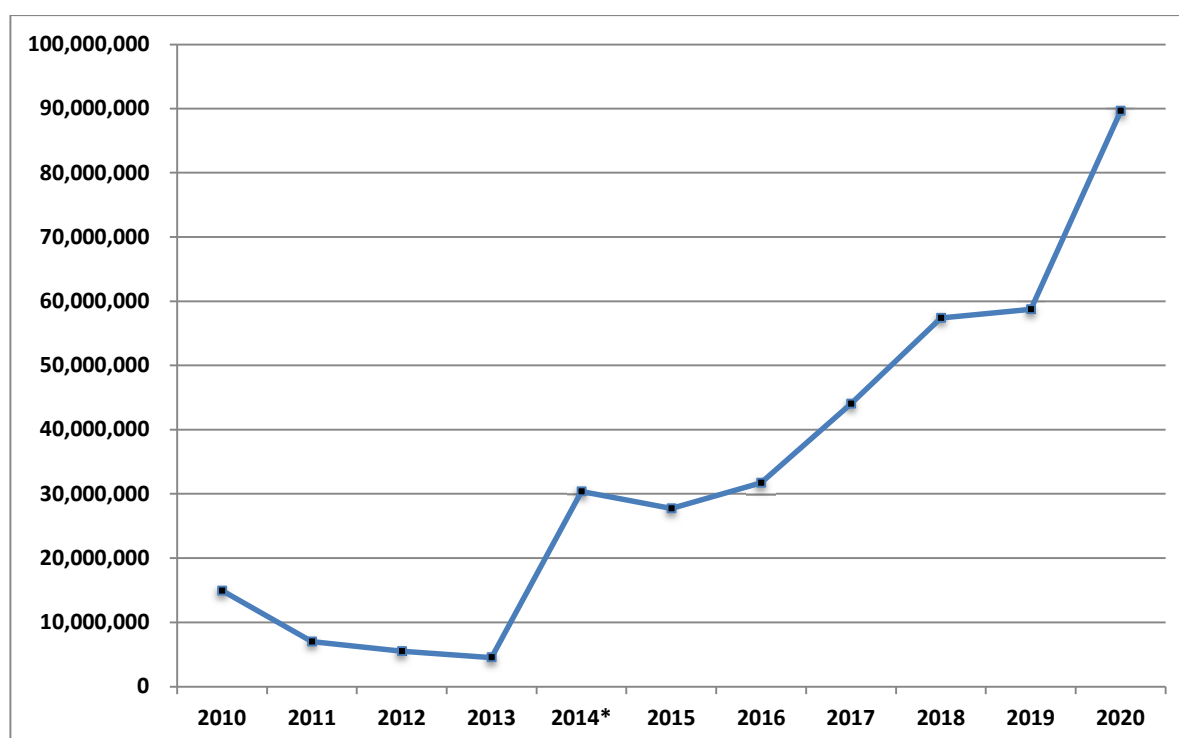


<sup>1</sup> The receipts of the Fund of Archaeological Proceeds refer to duties collected from licenses for photographing and filming museums and archaeological sites, from the sales of masters and replicas of archaeological objects, sales of brochures and other printed material, etc.

**Table 3: Subsidies granted to cultural entities (2010-2020)**

Year	Subsidies granted to cultural entities (euro)
2010	14,926,520
2011	7,002,531
2012	5,492,362
2013	4,535,050
2014*	30,373,781
2015	27,723,841
2016	31,727,055
2017	44,024,885
2018	57,370,619
2019	58,735,582
2020	89,645,093

**Graph 3: Subsidies granted to cultural entities (2010-2020)**

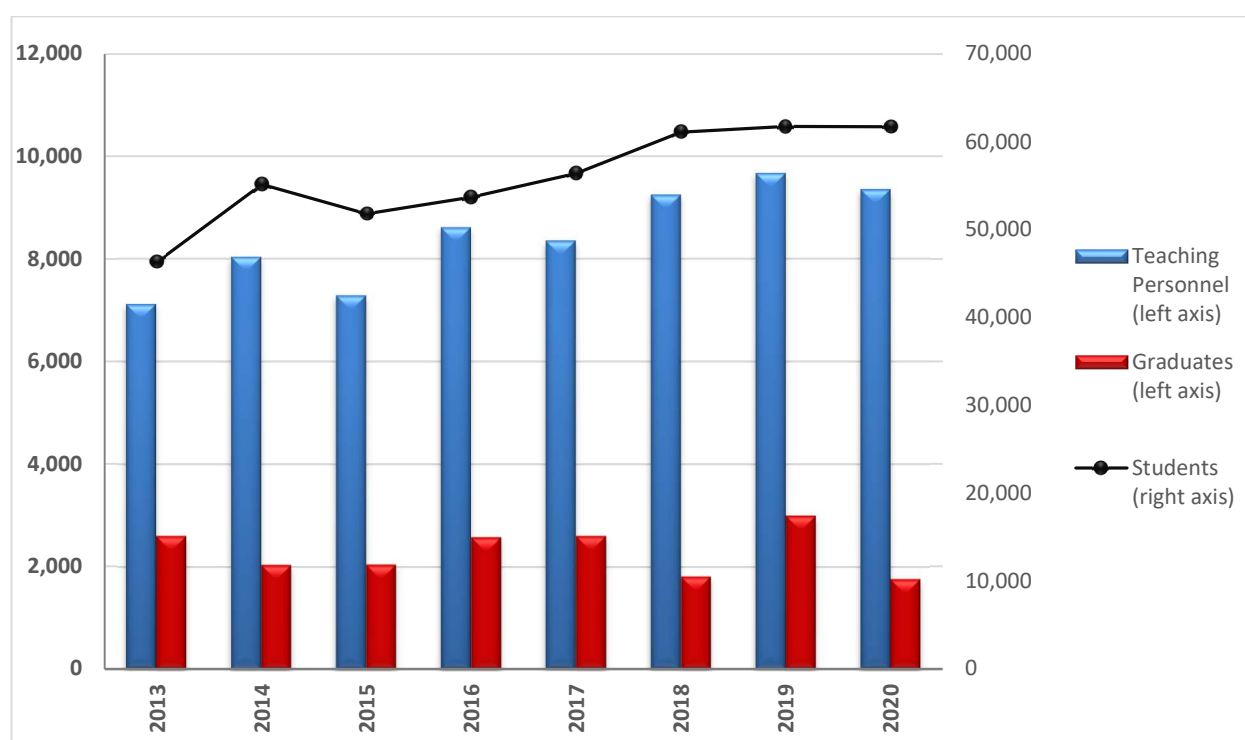


\* From 2014 onwards, the data on subsidies provided by the Ministry of Culture and Sports also include subsidies to film and music entities

**Table 4: Teaching personnel, Students and Graduates  
of vocational theatre, dance and music schools and conservatoires (2013- 2020)**

Year	Teaching Personnel	Students	Graduates
2013	7,105	46,334	2,593
2014	8,025	55,142	2,032
2015	7,276	51,777	2,039
2016	8,601	53,700	2,568
2017	8,341	56,390	2,591
2018	9,240	61,076	1,806
2019	9,657	61,741	2,984
2020	9,346	61,706	1,757

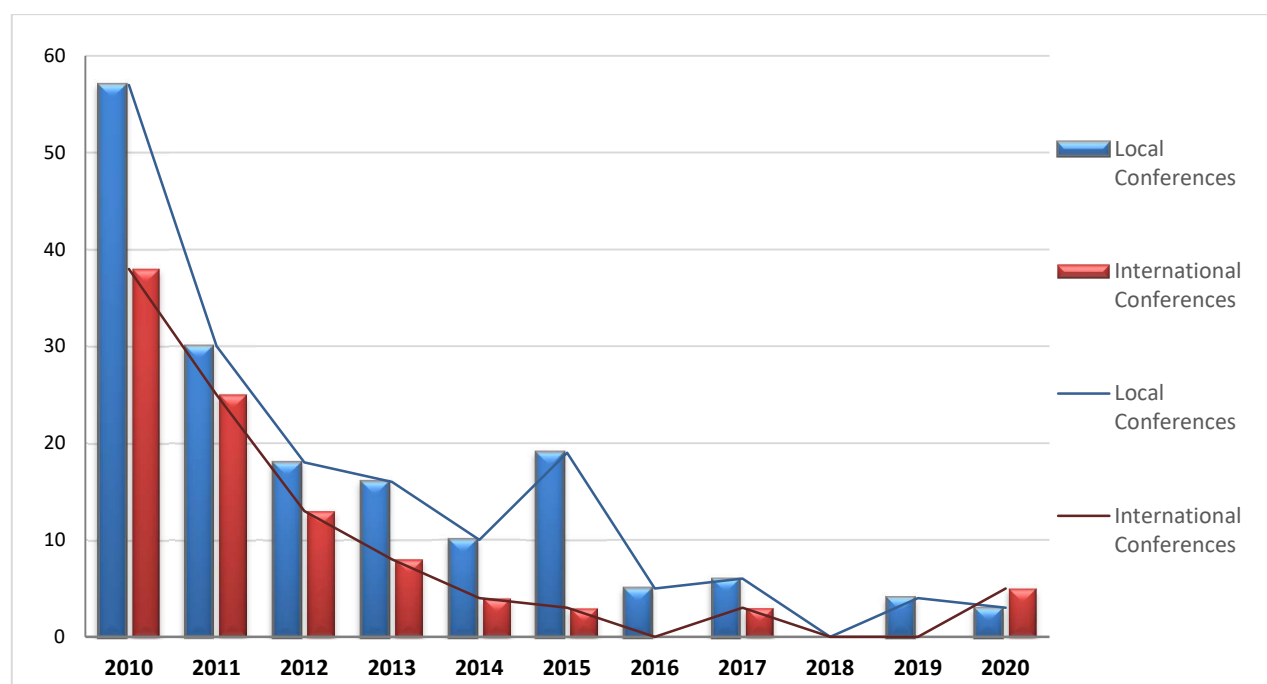
**Graph 4: Teaching personnel, Students and Graduates of vocational theatre, dance and music schools and conservatoires (2013- 2020)**



**Table 5: Conferences supported by the Ministry of Culture and Sports (2010-2020)**

Year	Local Conferences	International Conferences
2010	57	38
2011	30	25
2012	18	13
2013	16	8
2014	10	4
2015	19	3
2016	5	0
2017	6	3
2018	0	0
2019	4	0
2020	3	5

**Graph 5: Conferences supported by the Ministry of Culture and Sports (2010-2020)**



## **EXPLANATORY NOTES**

<b>Survey on Cultural Activities</b>	The Survey on Cultural Activities of the Divisions of the Ministry of Culture and Sports is an annual census survey, presenting the activities of several units of the Ministry of Culture and Sports, such as the Division for Supply, Infrastructure and Materials Management, Division of Cultural Education, Division for the Implementation of Culture Policy, the Fund of Archaeological Proceeds, etc. The survey is conducted since 1970.
<b>Legal framework</b>	The survey is conducted by virtue of the Law 3832/2010, as amended and in force.
<b>Periodicity</b>	Annual
<b>Methodology</b>	<p>It is a census survey, carried out on a yearly basis. The data are collected from the above competent Divisions of the Ministry of Culture and Sports.</p> <p>The most important activities recorded by the survey are as follows: the expropriations of property of archaeological interest and the relevant compensation paid, the receipts of the Fund of Archaeological Proceeds, the subsidies given to cultural entities, the number of teaching personnel, students and graduates of the vocational theatre and dance schools, vocational film and music schools and conservatoires, as well as the conferences supported by the Ministry (pan-hellenic, local and international conferences), given the fact that the Ministry of Culture and Sports supports the organisation of national and international conferences on Culture, Arts and Science.</p>
<b>References</b>	<p>More information on the Survey on the Cultural Activities of the Ministry of Culture and Sports, as well as more analytical tables be found on the website of the Hellenic Statistical Authority (<a href="http://www.statistics.gr">www.statistics.gr</a>) at:</p> <p><a href="http://www.statistics.gr/en/statistics/-/publication/SCI24/-">http://www.statistics.gr/en/statistics/-/publication/SCI24/-</a></p>