



PRESS RELEASE

ISSUING OF MOTOR VEHICLE LICENSES: OCTOBER 2020

The Hellenic Statistical Authority announces that in October 2020, 13,181 road motor cars (both new and used from abroad) were put into circulation for the first time, recording a 17.6% decrease compared with the corresponding month of 2019 when the number of road motor cars was 15,996. In October 2019, a 5.3% increase had been observed in comparison with the corresponding month of 2018 (Table 1, Graphs 1,2,3,5). A total number of 7,443 new cars were put into circulation in October 2020 compared with 7,925 in October 2019, recording a 6.1% decrease.

The new motorcycles over 50cc (both new and used from abroad) that were put into circulation for the first time in October 2020 amounted to 3,391, against 3,525 in 2019, thus recording a 3.8% decrease. In October 2019, a 26.5% increase had been observed in comparison with the corresponding month of 2018 (Table 1, Graph 4). Out of the above motorcycles 3,072 were new, while the corresponding figure in October 2019 was 3,239, recording a 5.2% decrease.

During the period January - October 2020, 139,594 road motor cars (both new and used from abroad) were put into circulation for the first time, representing a decrease of 25.9% compared to the corresponding period of 2019 when the number of road motor cars was 188,372. During the period January - October 2019 an increase of 12.2% had been observed in comparison with the corresponding period of 2018 (Table 3, Graphs 6,7). Out of the above number of road motor cars that were put into circulation, from January to October 2020, 72,323 were new, while the corresponding number during the respective period of 2019 was 107,200, recording a decrease of 32.5%.

During the period January - October 2020 the circulation of new motorcycles over 50cc (both new and used from abroad) amounted to 33,761 against 37,872 in 2019, thus representing a 10.9% decrease. An increase of 13.4% had been observed during the period January - October 2019 in comparison with the corresponding period of 2018 (Table 3, Graphs 6,7). A total number of 31,010 new motorcycles were put into circulation, from January to October 2020, compared with 34,590 during the corresponding period of 2019, recording a 10.3% decrease.

Information on methodological issues:

Sectoral Statistics Division

Transport Statistics Section

Pota Tzortzi, Konstantinos Menexes

Tel: +30 213 135 2187, +30 213 135 3055

Fax: +30 213 135 2757

e-mail: p.tzortzi@statistics.gr, k.menexes@statistics.gr

Information for data provision:

Tel: +30 213 135 2022

e-mail: data.dissem@statistics.gr

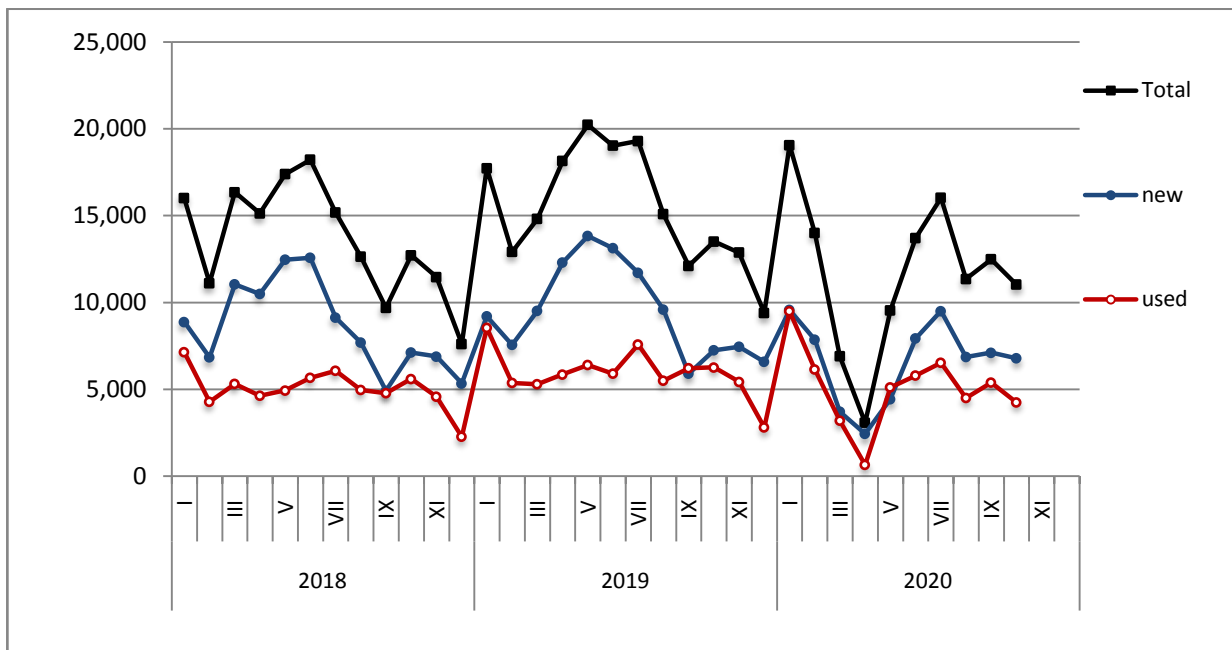
Table 1. Road motor vehicles, both new and used, put into circulation for the first time in Greece: October 2018 - 2020

Category of Road Motor Vehicles	October									Change (%)					
	2018			2019			2020			2019/2018			2020/2019		
	Total	New	Used	Total	New	Used	Total	New	Used	Total	New	Used	Total	New	Used
Greece, total															
Road Motor Vehicles,total	17,973	10,253	7,720	19,521	11,164	8,357	16,572	10,515	6,057	8.6%	8.9%	8.3%	-15.1%	-5.8%	-27.5%
1. Road motor cars	15,187	7,754	7,433	15,996	7,925	8,071	13,181	7,443	5,738	5.3%	2.2%	8.6%	-17.6%	-6.1%	-28.9%
Passenger Cars	12,712	7,115	5,597	13,509	7,250	6,259	11,032	6,786	4,246	6.3%	1.9%	11.8%	-18.3%	-6.4%	-32.2%
Buses	85	11	74	122	41	81	187	30	157	43.5%	272.7%	9.5%	53.3%	-26.8%	93.8%
Lorries	2,390	628	1,762	2,365	634	1,731	1,962	627	1,335	-1.0%	1.0%	-1.8%	-17.0%	-1.1%	-22.9%
2. Motorcycles > 50 cc	2,786	2,499	287	3,525	3,239	286	3,391	3,072	319	26.5%	29.6%	-0.3%	-3.8%	-5.2%	11.5%
Prefecture of Attica															
Road Motor Vehicles,total	8,990	6,283	2,707	9,534	6,726	2,808	9,100	6,656	2,444	6.1%	7.1%	3.7%	-4.6%	-1.0%	-13.0%
1. Road motor cars	7,605	4,949	2,656	7,680	4,945	2,735	7,300	5,002	2,298	1.0%	-0.1%	3.0%	-4.9%	1.2%	-16.0%
Passenger Cars	6,882	4,678	2,204	6,899	4,610	2,289	6,427	4,600	1,827	0.2%	-1.5%	3.9%	-6.8%	-0.2%	-20.2%
Buses	33	2	31	60	27	33	113	15	98	81.8%	1250.0%	6.5%	88.3%	-44.4%	197.0%
Lorries	690	269	421	721	308	413	760	387	373	4.5%	14.5%	-1.9%	5.4%	25.6%	-9.7%
2. Motorcycles > 50 cc	1,385	1,334	51	1,854	1,781	73	1,800	1,654	146	33.9%	33.5%	43.1%	-2.9%	-7.1%	100.0%

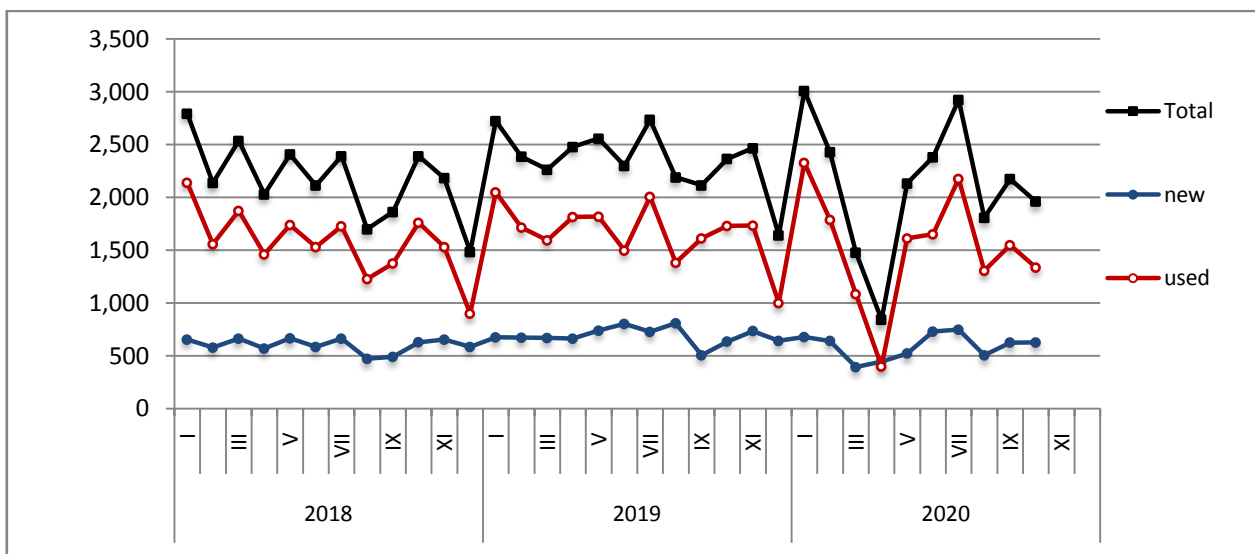
Table 2. Road motor vehicles, both new and used, put into circulation for the first time in Greece: November 2018 - October 2020

Category of Road Motor Vehicles	Average Nov. 2018 - Oct. 2019			Average Nov. 2019 - Oct. 2020			Change (%)		
							Average Nov. 2019 - Oct. 2020 / Average Nov. 2018 - Oct. 2019		
	Total	New	Used	Total	New	Used	Total	New	Used
Greece, total									
Road Motor Vehicles,total	21,047	13,199	7,848	16,984	10,190	6,794	-19.3%	-22.8%	-13.4%
1. Road motor cars	17,607	10,059	7,548	13,847	7,313	6,534	-21.4%	-27.3%	-13.4%
Passenger Cars	15,160	9,349	5,811	11,622	6,683	4,939	-23.3%	-28.5%	-15.0%
Buses	132	32	100	121	23	98	-8.3%	-28.1%	-2.0%
Lorries	2,315	678	1,637	2,104	607	1,497	-9.1%	-10.5%	-8.6%
2. Motorcycles > 50 cc	3,440	3,140	300	3,137	2,877	260	-8.8%	-8.4%	-13.3%

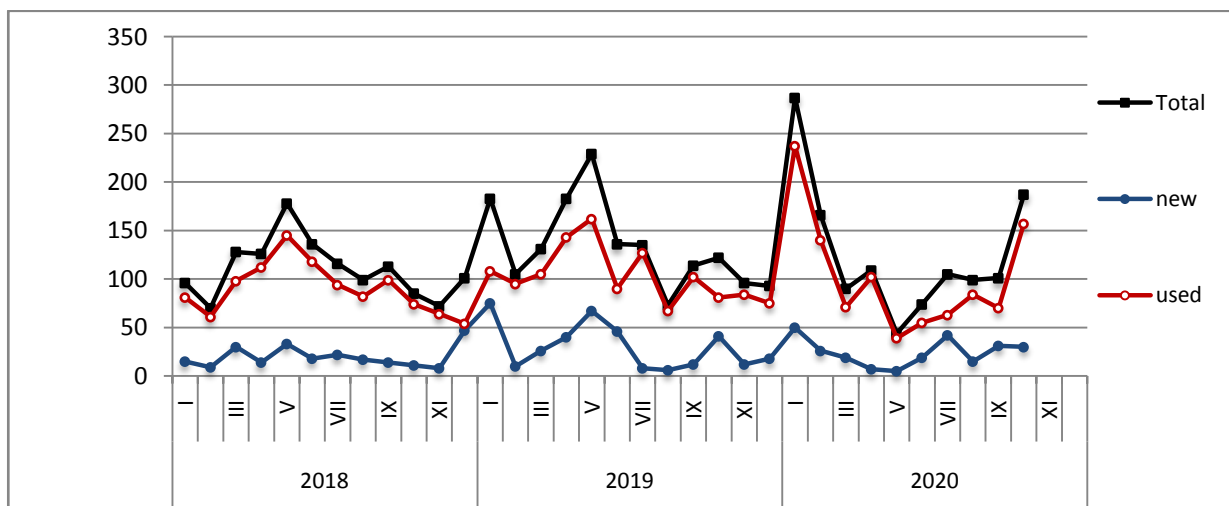
Graph 1: Passenger Cars (January 2018 – October 2020)



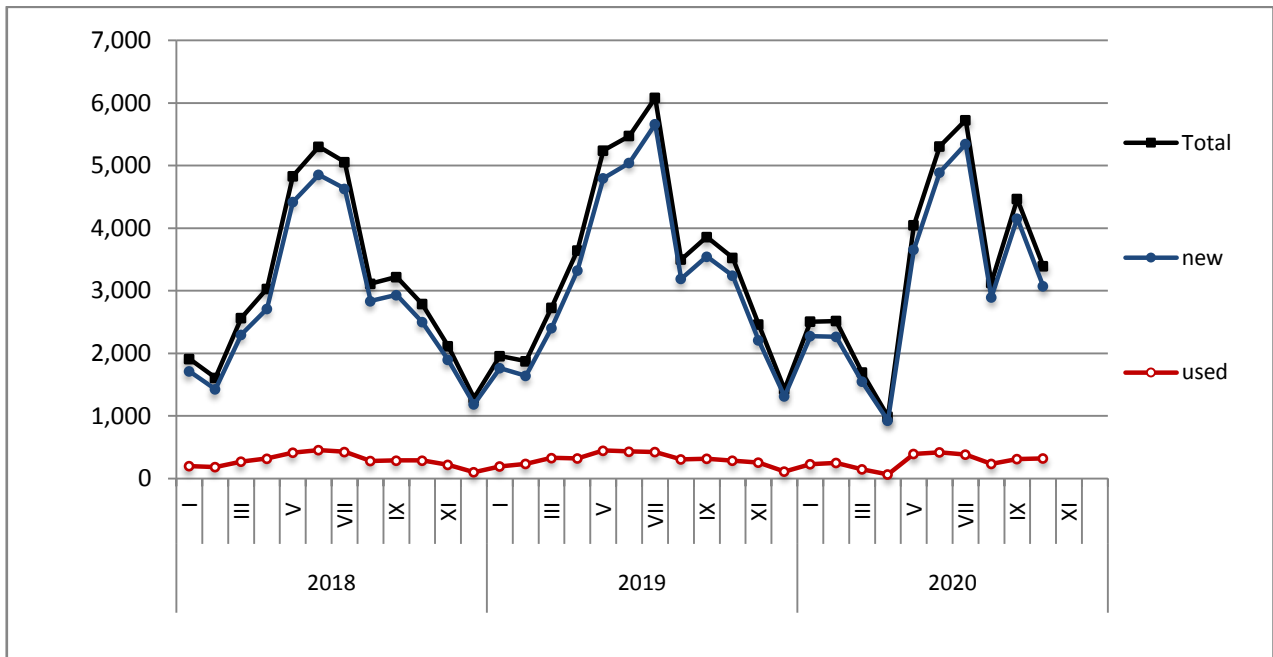
Graph 2: Lorries (January 2018 - October 2020)



Graph 3: Buses (January 2018 – October 2020)



Graph 4: Motorcycles (January 2018 – October 2020)



Graph 5: New Registrations of Motor Vehicles (October 2020)

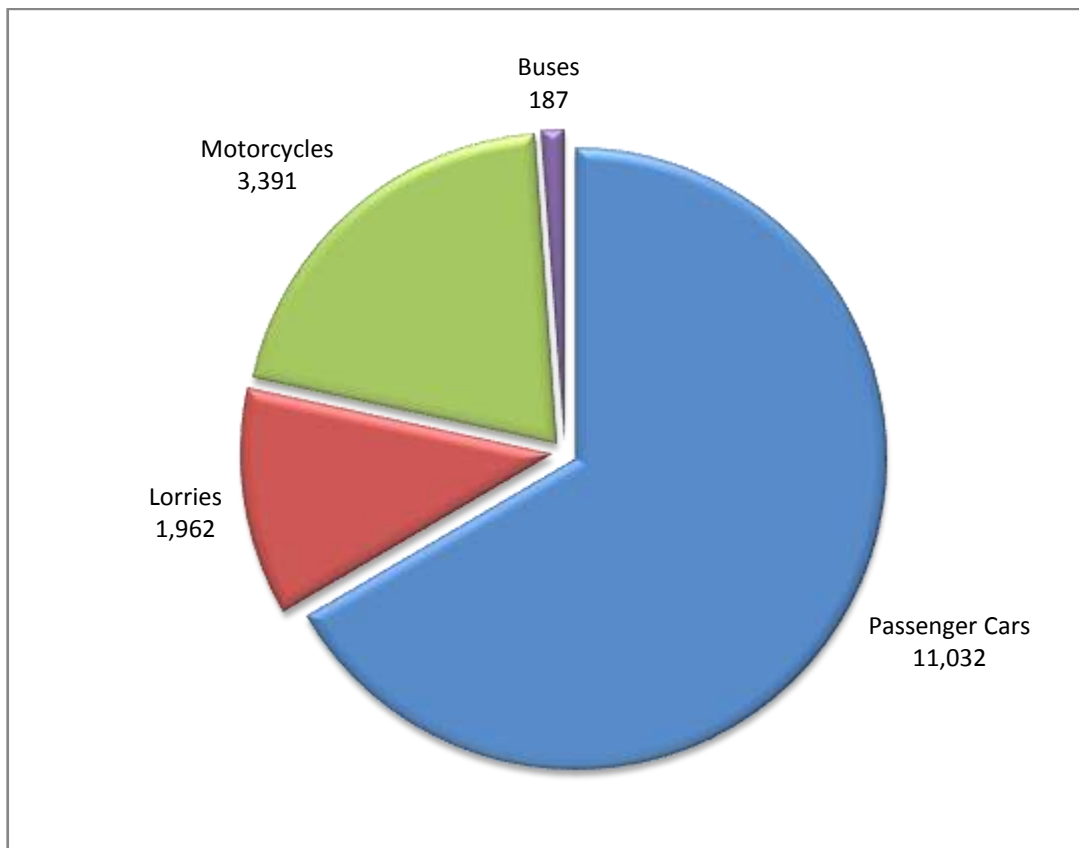
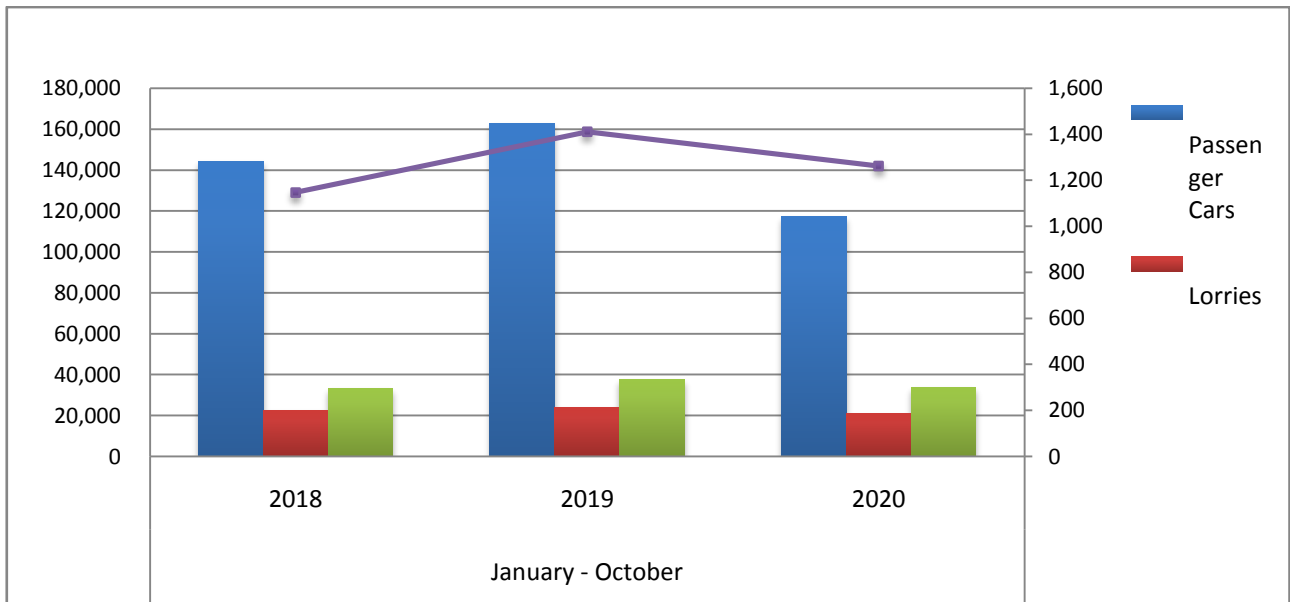


Table 3. Road motor vehicles, both new and used, put into circulation for the first time in Greece: January - October, years 2018 till 2020

Category of Road Motor Vehicles	January - October									Change (%)					
	2018			2019			2020			2019/2018			2020/2019		
	Total	New	Used	Total	New	Used	Total	New	Used	Total	New	Used	Total	New	Used
Greece, total															
Road Motor Vehicles, total	201,335	127,550	73,785	226,244	141,790	84,454	173,355	103,333	70,022	12.4%	11.2%	14.5%	-23.4%	-27.1%	-17.1%
1. Road motor cars	167,931	97,254	70,677	188,372	107,200	81,172	139,594	72,323	67,271	12.2%	10.2%	14.8%	-25.9%	-32.5%	-17.1%
Passenger Cars	144,424	91,101	53,323	162,849	99,974	62,875	117,191	66,167	51,024	12.8%	9.7%	17.9%	-28.0%	-33.8%	-18.8%
Buses	1,147	183	964	1,411	331	1,080	1,262	244	1,018	23.0%	80.9%	12.0%	-10.6%	-26.3%	-5.7%
Lorries	22,360	5,970	16,390	24,112	6,895	17,217	21,141	5,912	15,229	7.8%	15.5%	5.0%	-12.3%	-14.3%	-11.5%
2. Motorcycles > 50 cc	33,404	30,296	3,108	37,872	34,590	3,282	33,761	31,010	2,751	13.4%	14.2%	5.6%	-10.9%	-10.3%	-16.2%
Prefecture of Attica															
Road Motor Vehicles, total	101,309	77,276	24,033	113,245	86,146	27,099	85,554	62,483	23,071	11.8%	11.5%	12.8%	-24.5%	-27.5%	-14.9%
1. Road motor cars	87,341	63,812	23,529	96,586	70,157	26,429	69,319	46,949	22,370	10.6%	9.9%	12.3%	-28.2%	-33.1%	-15.4%
Passenger Cars	80,537	60,777	19,760	88,703	66,452	22,251	61,916	43,477	18,439	10.1%	9.3%	12.6%	-30.2%	-34.6%	-17.1%
Buses	448	71	377	523	162	361	466	102	364	16.7%	128.2%	-4.2%	-10.9%	-37.0%	0.8%
Lorries	6,356	2,964	3,392	7,360	3,543	3,817	6,937	3,370	3,567	15.8%	19.5%	12.5%	-5.7%	-4.9%	-6.5%
2. Motorcycles > 50 cc	13,968	13,464	504	16,659	15,989	670	16,235	15,534	701	19.3%	18.8%	32.9%	-2.5%	-2.8%	4.6%

Graph 6. New Motor Vehicles Circulation Licenses: January – October, years 2018 till 2020



Graph 7. New Registrations of Motor Vehicles: January - October 2020

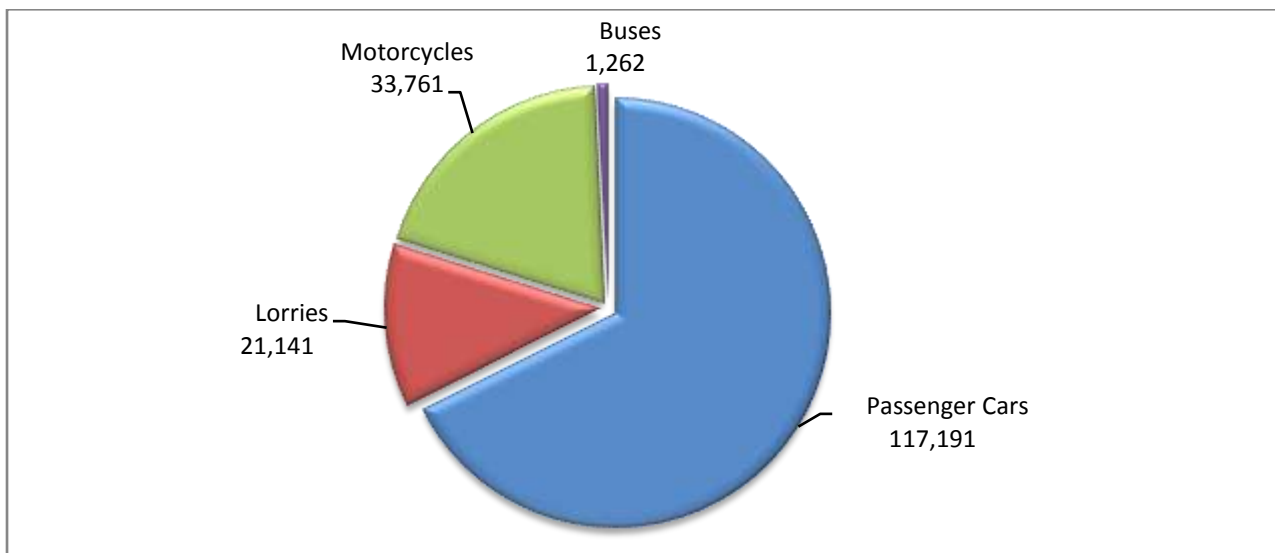


Table 4
Sales of new and used passenger cars by make: October 2020 and January - October 2020

Make	Passenger cars			
	October		January - October	
	new	used	new	used
ALFA LANCIA	-	-	-	1
ALFA ROMEO	6	51	178	549
ALPINA	-	-	1	-
ASTON MARTIN	-	-	-	4
AUDI	229	51	2,279	421
AUSTIN	-	-	-	2
BENTLEY	-	-	4	4
BMW	236	91	2,562	757
BMW, MINI	-	1	-	2
BOLLORE	-	-	-	1
BUGATTI	-	-	-	1
CADILLAC	-	1	-	4
CAPRON	-	-	-	1
CHEVROLET	-	44	2	720
CHEVROLET, BUICK, PONTIAC, SUZUKI, DAEWOO, HOLTEN, GMC	-	-	-	1
CHEVROLET, GMC, HOLDEN, DAEWOO	-	-	-	1
CHRYSLER	-	-	-	4
CITROEN	83	134	1,639	1,817
CITROEN / DS	191	2	1,367	7
CUPRA	1	-	1	-
DACIA	307	53	1,432	368
DAIHATSU	-	24	-	441
DETHLEFFS	-	2	-	32
DFM	-	-	1	-
DODGE	-	-	-	5
DR MOTOR	-	-	-	3
DS	29	-	232	2
ESAGONO ENERGIA srl ¹	1	-	1	-
FERRARI	-	1	-	15
FIAT	236	273	2,083	3,683
FORD	326	355	2,242	3,842
FORD WERKE AG/A.RIMOR S.p.A.	-	-	-	1
GREAT WALL MOTO	-	-	-	2
HOBBY	-	-	-	1
HONDA	22	63	330	1,007
HUMER	-	-	-	1
HYMER	-	-	-	2
HYUNDAI	499	307	4,667	2,828
IMPREZA	-	-	-	1
INFINITI	-	-	-	1
ISUZU	-	2	-	3
JAGUAR	9	4	79	34
JEEP	119	6	729	75
KIA	210	69	2,095	864
LADA	-	-	-	7
LAMBORGHINI	-	1	-	6
LANCIA	-	16	-	279

Table 4 (cont)
Sales of new and used passenger cars by make: October 2020 and January - October 2020

Make	Passenger cars			
	October		January - October	
	new	used	new	used
LAND ROVER	20	28	224	232
LES DAUPHINS	-	-	-	1
LEXUS	8	4	80	35
LINCOLN	-	-	-	1
LOTUS	-	-	-	1
MASERATI	-	-	-	7
MATRA	-	-	-	1
MAZDA	25	20	165	376
MERCEDES	421	170	2,933	1,633
MERCEDES ¹	1	-	6	-
MG	-	-	-	2
MINI	160	28	1,233	321
MITSUBISHI	35	49	401	751
MPM MOTORS	-	-	-	1
NISSAN	321	261	3,397	3,080
NISSAN ¹	-	-	1	-
OPEL	501	353	4,082	5,314
PEUGEOT	533	154	6,091	1,668
PEUGEOT ²	-	-	2	-
PEUGEOT, CITROEN	-	-	5	-
PIAGGIO	-	-	-	1
PIPER	-	-	-	1
POESSL	-	1	-	1
PONTIAC	-	-	-	1
PORSCHE	7	29	85	238
PSA AUTOMOBILES	1	-	25	-
RANGE ROVER	-	-	7	5
RC FISHER A/S	-	-	-	1
RENAULT	377	301	2,627	2,484
RIMOR,XGO,BLUCAMP,KENTUCKY CAMP,AHORN	-	-	1	-
ROLLS ROYCE	-	-	-	3
ROVER	-	-	-	2
SAAB	-	-	-	5
SEA / MOBILVETT	-	-	-	18
SEA S.P.A	-	-	-	1
SEAT	110	37	1,389	457
SKODA	222	119	2,594	949
SMART	4	149	22	1,712
SSANGYONG	-	-	-	1
SUBARU	7	5	32	51
SUZUKI	320	122	3,051	1,790
TALBOT	-	-	-	1
TATA	-	-	-	2
TESLA MOTORS	1	3	9	13
TOYOTA	592	659	8,969	9,733
TRIUMPH	-	-	-	1
TUSCAN	-	-	-	1
VINDICATOR	-	-	-	1

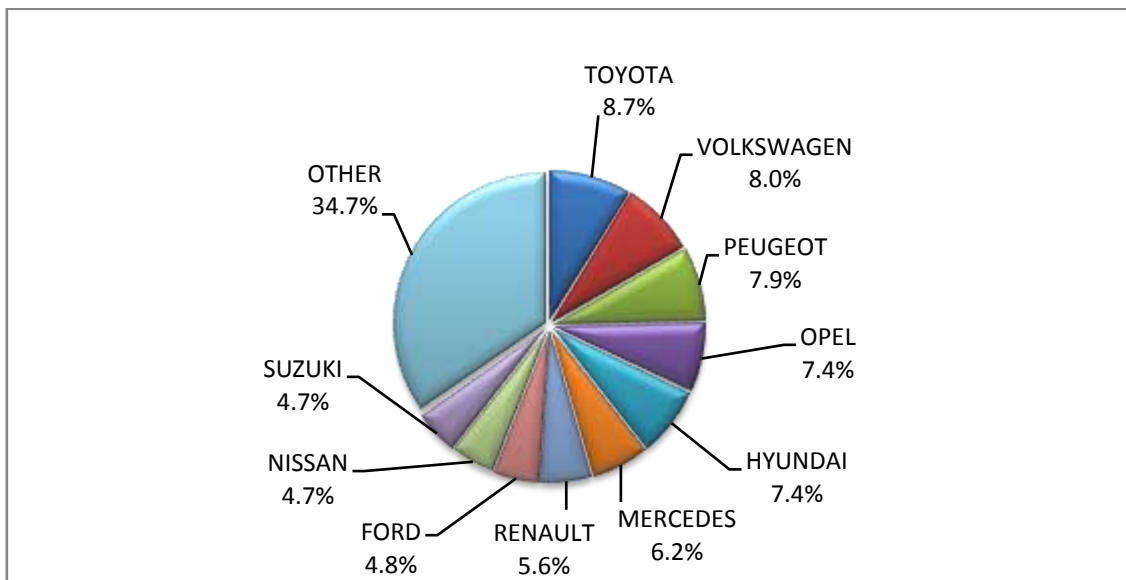
Table 4 (cont)
Sales of new and used passenger cars by make: October 2020 and January - October 2020

Make	Passenger cars			
	October		January - October	
	new	used	new	used
VOLKSWAGEN	543	192	5,738	2,219
VOLKSWAGEN ¹	-	-	2	1
VOLVO	73	10	1,072	106
ZASTAVA	-	1	-	1
TOTAL	6,786	4,246	66,167	51,024

1 : With 2nd/3rd stage manufacturer in Greece.

2 : With 2nd/3rd stage manufacturer abroad.

Graph 8. Sales of new passenger cars by make (October 2020)



Graph 9. Sales of new passenger cars by make (January - October 2020)

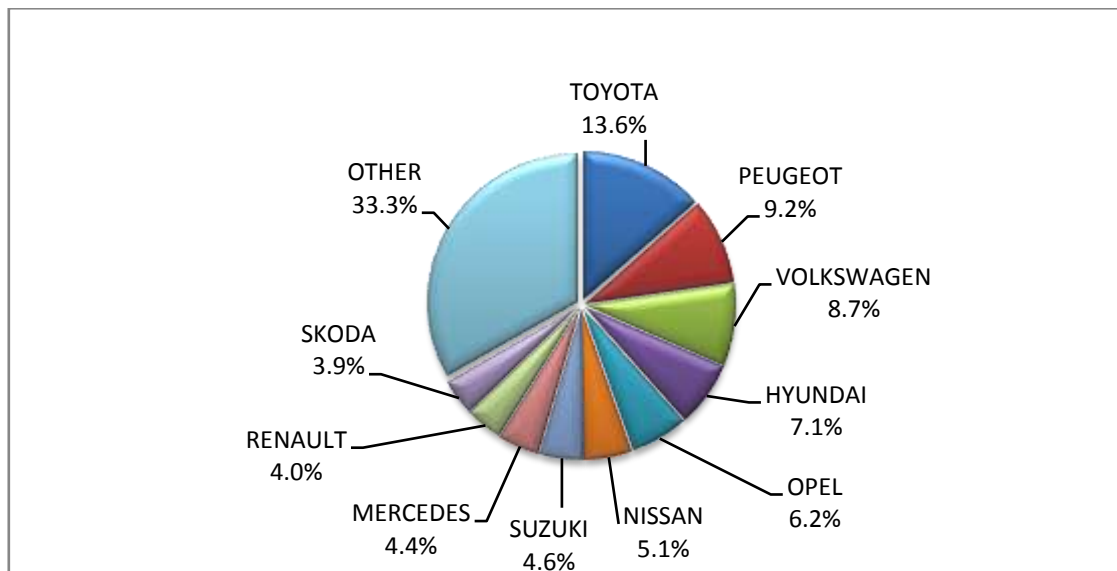


Table 5
Sales of new and used lorries by make: October 2020 and January - October 2020

Make	Lorries			
	October		January - October	
	new	used	new	used
ASTRA	-	-	-	1
AUTO UNION	-	1	-	2
BMW	-	1	-	5
BREMACK	-	-	-	1
CHEVROLET	-	-	-	4
CHRYSLER	-	-	-	2
CITROEN	56	33	468	425
CITROEN ¹	-	-	8	-
DACIA	22	4	170	40
DAF	-	28	7	314
DAF ¹	7	-	34	-
DODGE	-	1	-	10
FCA US LLC	-	-	-	2
FIAT	124	184	817	1,781
FIAT-IVECO	-	3	-	41
FORD	162	163	1,152	1,804
FORD ¹	1	-	30	2
GOUPIL, MEGA, POLARIS, GEM	-	-	1	-
GREAT WALL MOTOR	-	-	-	2
HYUNDAI	-	3	-	50
ISUZU	-	23	71	251
ISUZU ¹	-	-	3	-
IVECO	1	24	15	260
IVECO ¹	2	-	73	3
IVECO MAGIRUS	-	2	-	24
JEEP	-	-	-	1
KIA	-	-	-	15
LAND ROVER	-	1	-	14
LIAZ	-	-	-	1
MAGIRUS	-	-	-	1
MAN	-	43	19	606
MAN ¹	1	-	37	1
MAXUS , LDV	-	-	1	-
MAZDA	-	12	2	214
MERCEDES	34	277	293	3,283
MERCEDES ¹	6	2	179	5
MITSUBISHI	20	38	193	499
MITSUBISHI ¹	5	-	64	1
MITSUBISHI ²	1	-	4	-
MULTICAR	-	-	1	-
NISSAN	16	70	360	867
NISSAN ¹	1	-	4	-
OAF	-	-	-	1
OPEL	10	45	98	603

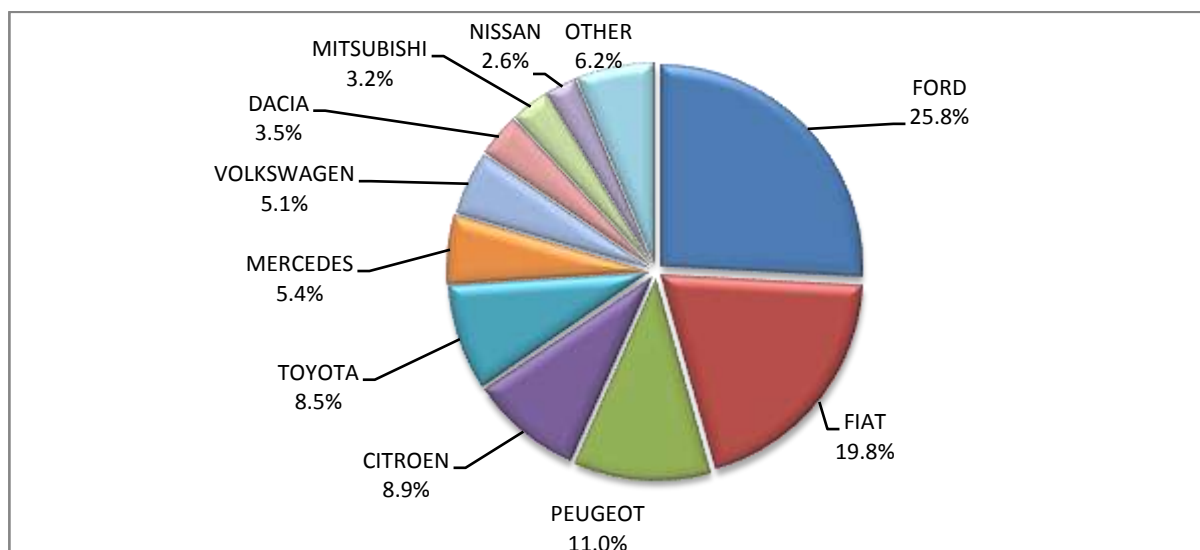
Table 5 (cont)
Sales of new and used lorries by make: October 2020 and January - October 2020

Make	Lorries			
	October		January - October	
	new	used	new	used
PEUGEOT	69	37	677	440
PEUGEOT ¹	-	-	1	-
PFAU	-	-	-	6
PIAGGIO	1	1	47	28
PIAGGIO ¹	-	-	5	-
PORSCHE	-	1	-	1
RAUSCH GMBH	-	-	-	1
RENAULT	-	86	15	782
ROSSI OLEODINAMICA S.R.L.	-	-	1	-
SCANIA	2	42	11	534
SCANIA ¹	-	-	6	1
SCHMITZ CARGOBULL	-	-	-	1
SEAT	-	1	-	13
SKODA	-	3	-	30
SSANGYONG	-	-	-	4
SUZUKI	-	-	-	1
TATA	-	1	-	7
TOYOTA	53	43	725	515
VOLKSWAGEN	32	73	283	761
VOLKSWAGEN ¹	-	-	4	-
VOLVO	1	89	31	967
VOLVO ¹	-	-	2	1
TOTAL	627	1,335	5,912	15,229

1 : With 2nd/3rd stage manufacturer in Greece.

2 : With 2nd/3rd stage manufacturer abroad.

Graph 10. Sales of new lorries by make (October 2020)



Graph 11. Sales of new lorries by make (January - October 2020)

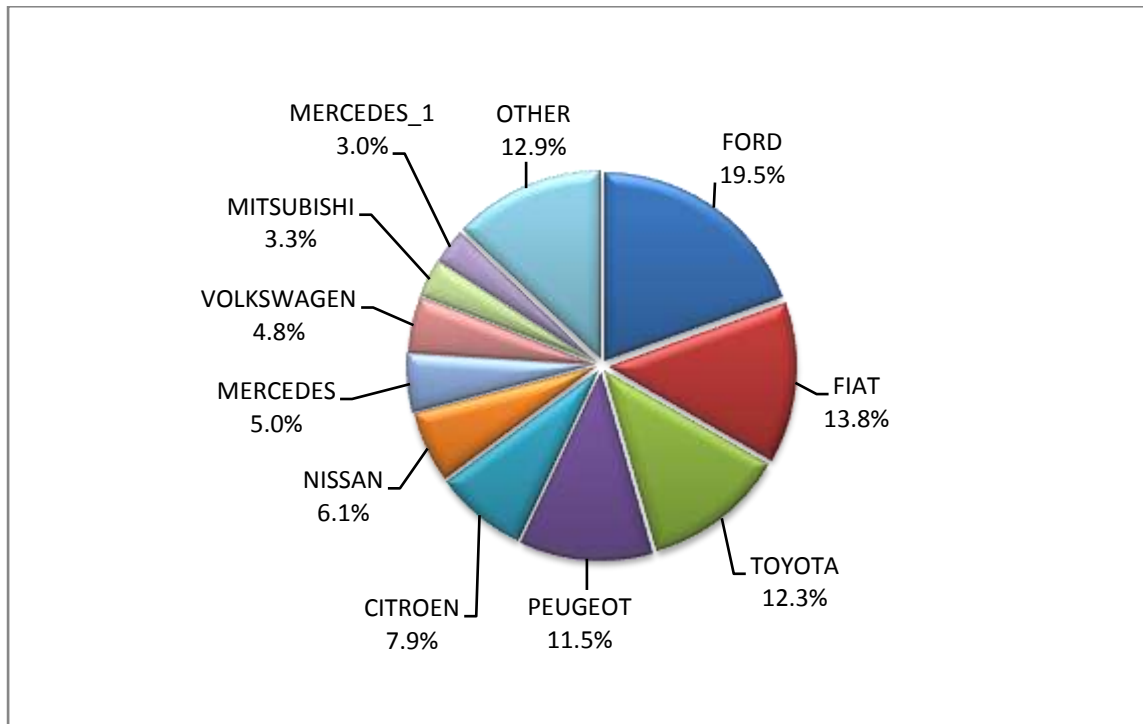


Table 6
Sales of new and used buses by make: October 2020 and January - October 2020

Make	Buses			
	October		January - October	
	new	used	new	used
BMW ²	-	-	1	-
BOVA	-	4	-	69
DAF	-	-	-	2
EVOBUS	-	-	-	6
FIAT	-	-	-	2
FIAT ²	2	-	5	-
FIAT IVECO	-	-	-	2
FORD	4	-	12	11
HEULIEZ	-	-	-	-
IRISBUS	-	-	-	3
ISUZU	-	-	1	1
IVECO	-	-	2	10
KASSBOHRER	-	-	-	1
MAN	2	55	29	141
MAN/NEOPLAN	-	-	3	9
MERCEDES	1	77	14	587
MERCEDES ¹	13	2	97	6
MERCEDES ²	-	-	33	4
NEOPLAN	1	1	10	24

Table 6 (cont)
Sales of new and used buses by make: October 2020 and January - October 2020

Make	Buses			
	October		January - October	
	new	used	new	used
OTOKAR	-	-	1	2
PEUGEOT	-	-	-	2
RENAULT	-	-	-	2
SCANIA	-	-	-	14
SCANIA ²	1	-	4	2
SETRA	1	4	8	46
SOLARIS	-	12	-	12
TECNOBUS S.P.A.	-	-	2	-
TEMSA	2	1	9	29
UNVI	-	-	1	-
VAN HOOL	-	1	-	5
VDL BERKHOFFER	-	-	-	1
VOLKSWAGEN	-	-	-	9
VOLKSWAGEN ¹	-	-	-	1
VOLVO	-	-	-	7
VOLVO / IRIZAR	3	-	12	-
XIAMEN KING LONG	-	-	-	7
YUTONG	-	-	-	1
TOTAL	30	157	244	1,018

1 : With 2nd/3rd stage manufacturer in Greece.

2 : With 2nd/3rd stage manufacturer abroad.

Graph 12. Sales of new buses by make (January - October 2020)

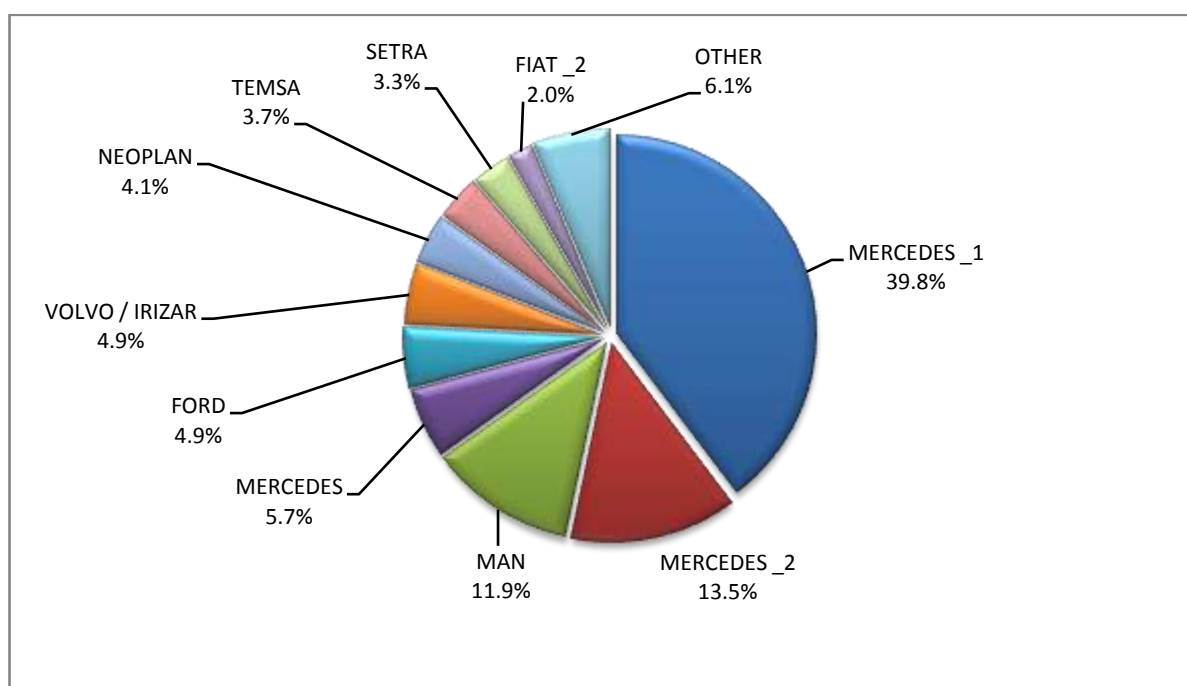


Table 7

Sales of new and used motorcycles by make or manufacturer: October 2020 and January - October 2020

Make	Motorcycles			
	October		January - October	
	new	used	new	used
ABAT, ANGELL, AKUMOTO, LYNX	-	-	-	1
ADIVA	-	-	-	2
AEON MOTOR	-	-	-	1
AGUSTA MV	-	-	-	1
APRILIA	1	3	22	58
ASKOLL	1	-	1	-
AYO, HAOJIANG, ZHONGYU, THUMP, THUMPSTAR, KIDEN, ZONTES, Junak, SENKE, TANNY, TYAN, ROMET, ROMET MOTORS, ROUTER	-	-	3	-
BAJAJ	2	2	28	3
BAOTIAN, SUPERKING, WALTON, HONDA	-	-	1	2
BASHAN	-	-	3	-
BASHAN, AMGroup, AMGroup Bike, DON, IRBIS, WORKER BEAR, Nomik ATV 2	-	-	5	-
BASHAN, AMGroup, AMGroup Bike, DON, RBIS, WORKER BEAR, Nomik ATV 2, APACHI, ISILDAR	1	-	11	-
BELGARDA SPA	-	1	-	2
BENELLI	27	4	271	6
BETA	4	-	53	4
BIG DOG	-	1	-	2
BMW	65	11	562	140
BOMBARDIER RECREATIONAL PRODUCTS ING (BRP)	-	-	10	-
BRIXTON	5	-	68	-
CAGIVA	-	-	-	1
CAN AM	-	-	-	1
CFMOTO	14	-	176	1
CFMOTO, GOES	3	-	50	1
CG	-	1	-	1
CHANGJIANG	2	-	2	-
CHONGQING BASHAN	-	-	-	1
CLUB CAR, LLC	-	-	-	1
DADYW	-	1	-	1
DAELIM	1	-	11	3
DAYANG, DAYTONA MOTORS, NIPPONIA, KUBA	51	-	569	2
DAYANG, DAYTONA MOTORS, NIPPONIA, SALCANO	265	13	2,639	30
DAYANG, ECOCREMO, ECOOTER, ECOOTOR,AGM, ORCAL, SUMCO	5	-	11	-
DAYTONA	-	-	-	1
DERBI	-	-	-	1
DUCATI	14	1	123	43
EAGLE	-	1	-	1
EFUN, PULSE, ZAP	-	-	1	-
EFUN, ZAP	3	-	7	-
EVA, EMBUGGY, VINTAGE, EVANGEL	1	-	13	-
FANTIC MOTOR	1	-	3	1
FD MOTORS, FASPIDER	5	-	11	-
GAIA, SATURN, LTO ORION	-	-	1	-
GARIA	-	-	2	-
GAS GAS	1	-	1	-
GILERA	-	-	-	8

Table 7 (cont)

Sales of new and used motorcycles by make or manufacturer: October 2020 and January - October 2020

Make	Motorcycles			
	October		January - October	
	new	used	new	used
HANWAY, MASAI, JUNAK, Motorini, STMAX, ROMET, CLS, ROMET MOTORS, GEMINI, RIVERO	-	-	10	-
HAOJIAN, ZONTES, TAYO, Sharpon, IFINO, KIDEN, ZHONGYU, CUBTOM, DIYUN, NAMIN, TIM DERVI, VUKA, THUMP, RIPPER	-	-	8	-
HARLEY DAVIDSON	5	5	68	85
HESHAN, GOUJI, NANLIAN, MOTORCYCLE INDUSTRY, ORCAL, AJS, HERALD MOTOR COMPANY, MACBOR, MOTOBİ	1	-	5	-
HONDA	226	42	2,466	457
HORWIN	-	-	2	-
HSUN, HISUN, APACHI, Mx, MASAI, HYTRACK, TRAPPER, PUMAREX, GEON, ASYAMOTOR, DAYTONA MOTORS, KRAL	1	-	37	1
HUONIAO, DH.HAOTIAN, MOTORINI, PEGASUS, MASH	-	-	5	-
HUSABERG	-	-	-	8
HUSQVARNA	11	1	46	12
HYOSUNG	-	-	-	2
HYOSUNG & S&T KANUNI	-	-	6	-
IANYING, TYM, XINBEN, TEYIN, RIYA, ONGYUNDA, SANBEN, ALFA, Senzo, La Souris, TCB, KENTOYA	1	-	25	-
INDIAN MOTORCYCLE	1	-	20	1
ITALCAR	-	-	1	-
JIAJI, HUATIAN, FEILING, LINTEX, GOMAX, SOMOTO, TECHMOOVE, TAURIS	-	-	1	1
JIAJUE, JINDING, LANYING, DHS, MIROMOTO, ALPHAMOTO, SPRINT, QLINK, MAXON, RICH MOTORS, EUROCKA(CKA), PEDA	-	-	1	-
JIAJUE, JOYRACE, MAXON, GINEVA MOTO, MONDIAL, UGUR, DERRACE, VIARELLI, Berini, MAGPOWER, ROMET MOTORS	2	-	13	-
JIANSHE	-	-	2	-
JIAYUAN	8	-	28	-
JINLANG, ZUNDAPP, XHODNA, APGmoto, COLIBRI, RAZORY, VIARELLI, SUMCO, FLEX TECH, IVA, TNT moto	-	-	6	-
JINLING	-	-	-	2
KARYA	-	1	-	1
KAWASAKI	18	9	174	67
KEEWAY	-	-	-	1
KEWET	-	-	-	1
KL	-	-	1	-
KTM	24	10	303	52
KWANG YANG	-	3	-	21
KYMCO	221	43	1,813	353
LAMBRETTA	-	-	7	1
LEXMOTO	-	-	-	1
LIFAN, HONLEI, SKYGO, BISAN-LIFAN	-	-	1	-
LIGIER	-	-	-	1
Lingzhida, LINZDA, LINDN, LINYI, LONGMAO, NLIGHT	5	-	13	-
LINHAI	-	-	-	3
LINHAI, KUBA, ONLINE, LHY	-	-	4	-
LML	-	-	-	2
LONCIN, KUBA, RKS, ITALIKA, SUNRACE, SKY, MALAGUTI, SUPERBIKE, ROCKET, NOVELBAT, TIGERMOTO, GREEN, TRIDIAMOND	-	-	6	-

Table 7 (cont)

Sales of new and used motorcycles by make or manufacturer: October 2020 and January - October 2020

Make	Motorcycles			
	October		January - October	
	new	used	new	used
LONCIN, VOGÉ, KUBA, RKS, ITALIKA, SUNRACE, SKY, MALAGUTI, SUPERBIKE, ROCKET, NOVELBAT	2	-	23	-
LONCIN,KUBA,RKS,ITALIKA,SUNRACE,SKY,MALAGUTI,SUPERBIKE,ROCKET,NOV ELBAT,TIGERMOTO,GREEN	-	-	14	-
LONGJIA, ITALJET, ORCAL, BEELINE	1	-	8	-
LONGJIA, ITALJET, ORCAL, BEELINE, ROMET MOTORS, GEMINI, LEXMOTO, JAHANRO, VGA, DAYTONA MOTORS	1	-	3	-
LONGJIA, lexmoto, Gemini, MH Motorcycles, MONDIAL, Jahanro, UM, ORCAL, VGA, NECO, ALFASCOOTERS, ROMET MOTORS	-	-	6	-
LONGJIA, ORCAL, TNT MOTOR, BEELINE, VGA, ITALJET, GEMINI, lexmoto, Jahanro, italo, NECO	5	-	66	-
MALAGUTI	-	1	-	9
MATCHLESS	-	-	-	-
MBK	-	3	9	20
MELEX	-	-	2	-
MESSERSCHMITT	-	-	-	-
MG MOTO	1	-	29	-
MGK HM	177	8	1,874	16
MODENAS	-	-	-	3
MONDIAL, PELPI INTERNATIONAL	2	-	11	-
MONTESA	-	-	2	-
MOTO GUZZI	1	-	26	1
MOTO S.P.A	1	-	4	-
MV AGUSTA	-	-	5	1
NIPPONIA	-	-	-	1
NIU, NUUV	6	-	25	-
NORTON	-	-	-	1
NOUN ELECTRIC	-	-	1	-
PEUGEOT	8	1	122	14
PIAGGIO	504	43	5,451	358
PIONEER, LEXMOTO, PULSE,BULLIT, HERALD, WOTTAN, EURO MOTORS, VERVEMOTO, SP BIKE, EXPLORER, RIDE	-	-	1	-
POLARIS	1	-	19	4
QINGQI	1	-	2	-
QINGQI, CLEVELAND, CYCLEWERKS ACE, CLEVELAND ACE, CLEVELAND CYCLEWERKS ACE DELUXE	-	-	1	-
QJ, QIANG, KEEWAY, LEONE, KUBA, RKS, BENELLI, VENGO	1	-	23	1
QJ, QIANG, KEEWAY, LEONE, KUBA, RKS, TELL, EMPIRE KEEWAY, BENELLI, VENGO	15	-	58	1
QJ, QIANG, KEEWAY, LEONE, RKS, BENELLI, EMPIRE KEEWAY, KUBA	41	2	348	5
QJ, QIANG, KEEWAY, LEONE, tell, KUBA, RKS, BENELLI, VENGO	1	-	14	-
QUADRO VEHICLES	-	-	21	-
QUADRO, QUADRO VEHICLES	-	-	20	-
RENAULT	-	-	3	1
RENLI	-	-	18	-
REX	-	-	-	1
RIYA, HONLING, YAMAKOYO, TIANYING, GOES, SANYOU, BM, FUN BIKE, WOTTA	-	-	1	-

Table 7 (cont)

Sales of new and used motorcycles by make or manufacturer: October 2020 and January - October 2020

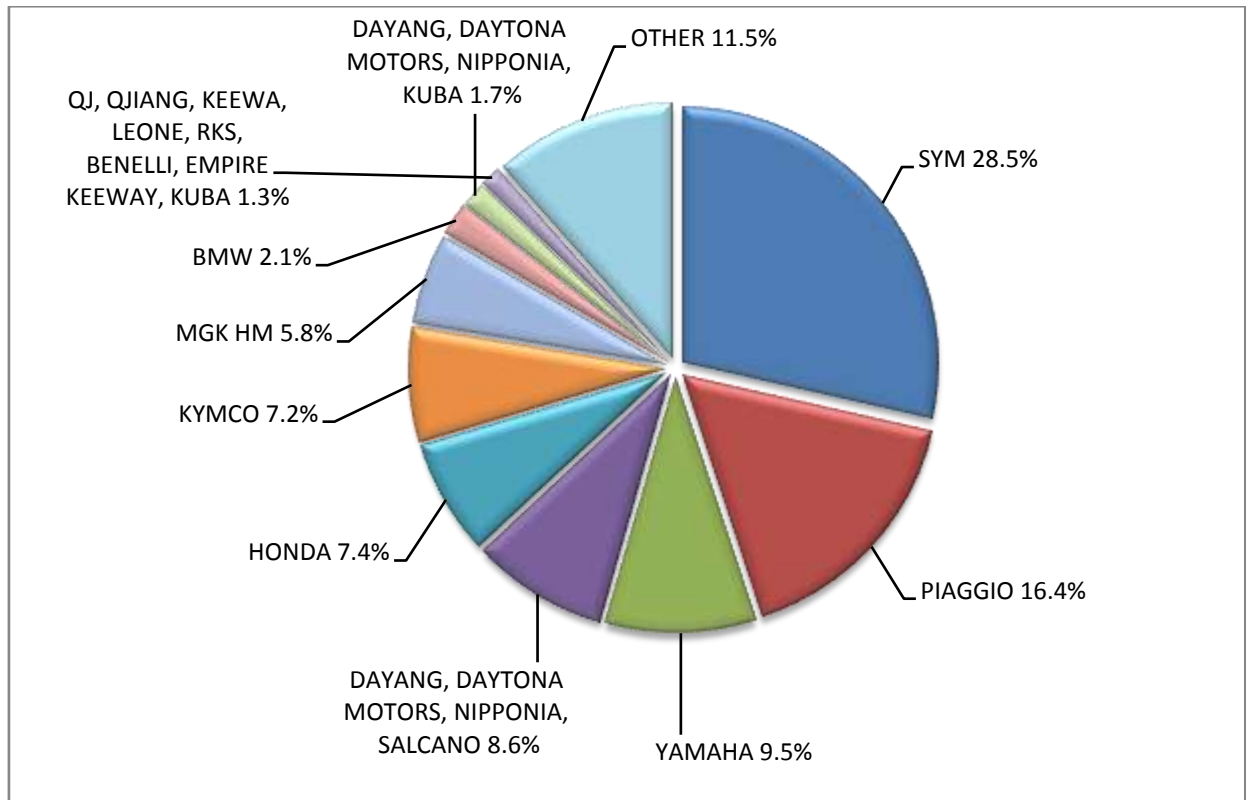
Make	Motorcycles			
	October		January - October	
	new	used	new	used
ROYAL ENFIELD	2	1	16	4
Royalloy,Royal Alloy,RA,SCOMADI,VALENTINO,VALENTINO MOTORI	1	1	22	1
SACHS	-	-	-	1
SAHSUVAROGLU	-	-	-	1
SAKURA, GOLDEN LION, ARTISAN, Fauro, ETALIAN, Viverra, Varaneo, Kito, E-mio	-	-	-	-
SAKURA, GOLDENLION, E.F.O., Fauro, Viverra, Nitrox, STRELLA City, Artisan	5	-	40	-
SAN YANG	-	1	-	7
SCUTUM, ETRIX, SILENCE	-	-	1	-
SHANYANG, ATLAS PANTHER, YAMAZUKI MOTO, MOTORKING, Hirlee, XB	4	-	36	-
SHARE'NGO, ZHIDOU	-	-	6	-
SHENGWO NEW ENERGY, YUKI	2	-	42	-
SHERCO	-	-	3	6
SHINERAY, MONDIAL, DAYTONA MOTORS, WK, ROMET MOTORS, MASH, M1NSK, WK BIKES, DERRACE	-	-	1	-
SKYTEAM, SACIN, CSR, METALCO, SOKUDO, BAZUKA, MINICO, MOTOSBASI, MOTOS BORDOY, SUMKO, ROXON, MONKEY BIKES	1	-	10	-
SKYTEAM, SACIN, METALCO, SOKUDO, BAZUKA, MINICO, MOTOS BORDOY, SUMCO, ROXON, CSR, MONKEY BIKES, FAZTEK	-	-	8	-
SKYTEAM, SASIN, CSR, METALCO, SOKUDO, BAZUKA, MINICO, MOTOSBASI	1	-	5	-
STANDARD MOTOR	-	-	-	1
SUZUKI	34	11	410	163
SWM	-	-	2	-
SYM	877	44	8,057	137
TAYO, HAOJIANG, ZHONGYU, THUMP, THUMPSTAR, KIDEN, ZONTES, Junak	3	-	8	-
TAYO, HAOJIANG, ZHONGYU, THUMP, THUMPSTAR, KIDEN, ZONTES, Junak, SENKE, TANNY, TYAN, ROMET	26	2	259	3
TAYO, HAOJIANG, ZHONGYU, THUMP, THUMPSTAR, KIDEN, ZONTES, Junak, SENKE, TANNY, TYAN, ROMET, ROMET MOTORS, ROUTER	-	1	68	1
TGB	-	-	-	3
TIANYING, RIYA, HONGYUNDA, TYM, HONLING	-	-	24	-
TIANYING, RIYA, HONGYUNDA, TYM,HONLING, TAMCO, ALISON, DMK MOTORS, WLIE,LEEWAY, WLXQ, AP Gmoto, ALFA	1	-	25	-
TIANYING, TYM, XINBEN,TEYIN, RIYA, HONGYUNDA, SANBEN, ALFA, Senzo, La Souris, TCB	-	-	6	-
TRIUMPH	8	5	116	15
URAL	-	-	1	-
VESPA GS 150	-	-	-	1
VMOTO,E-MAX,FMC,CSR,ROADSIGN,KENTOYA,JINYING,GOES,VETRIX,DAO,VENGO,TELL	-	-	-	-
VMOTO-SOCO, E-MAX, VMOTO, SUPER SOCO	-	-	5	-
WANGYE, SANBEN, UM, KENOS, SUPERBYKE, MDC, MISTRAL, STREET ELEGANCE, 4WMOTO, RIVERO, VIKERS, ZIPP, SANLI, GOWINN	-	-	1	-
WONJAN, SAMADA	-	-	2	-
WUYANG	-	-	1	-
XGJAO	-	-	1	2
XGJAO, ZIPP, TOROS, ROMET, ROMET MOTORS, ROUTER, VEEROAD, DAYTONA MOTORS, GEMINI, MH MOTORCYCLES, MTG MOTORS	6	1	62	1
XIAOFEILU	-	-	1	-

Table 7 (cont)

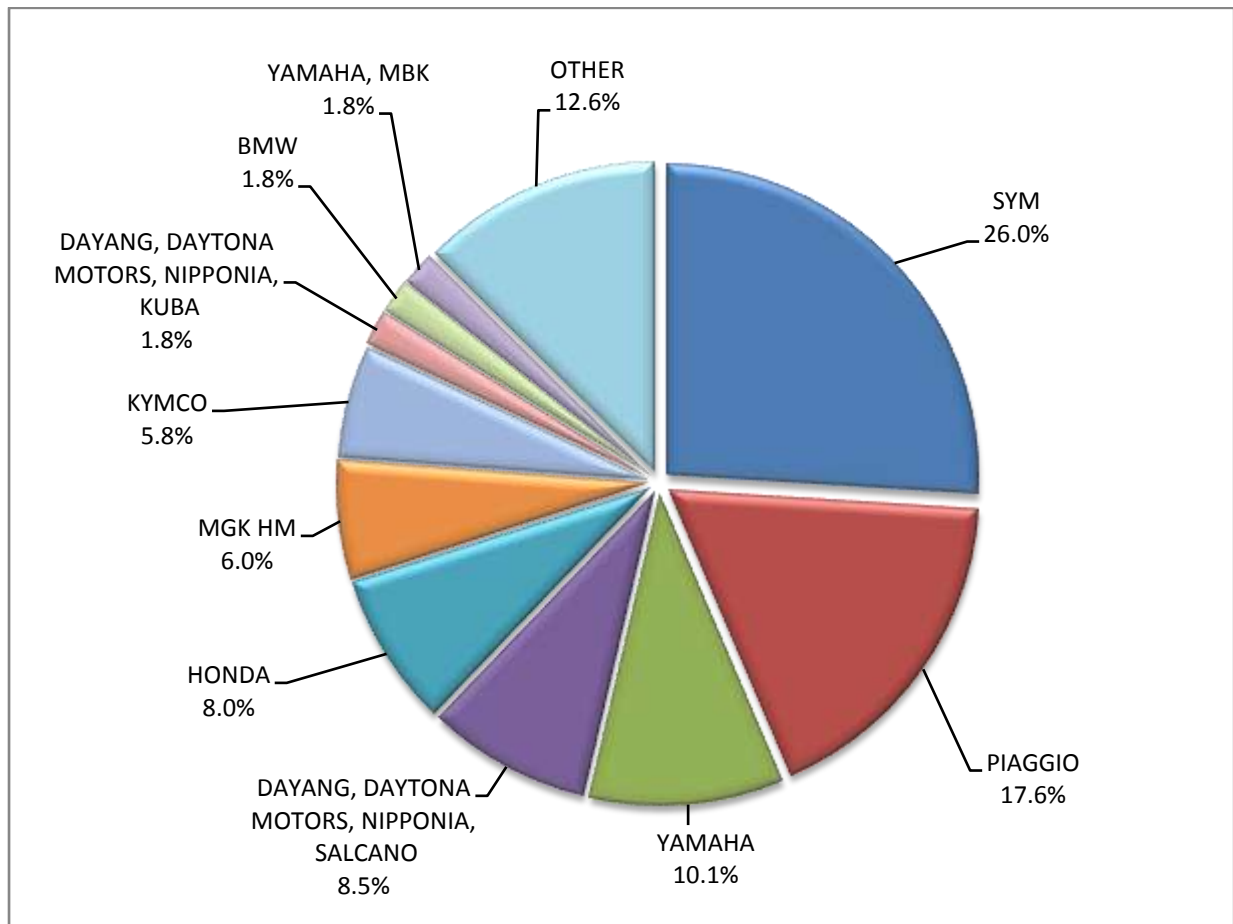
Sales of new and used motorcycles by make or manufacturer: October 2020 and January - October 2020

Make	Motorcycles			
	October		January - October	
	new	used	new	used
XINRI, SUNRA ,APACHI, ISILDAR, ISILDAR APACHI, Wayscal, KRAL	1	-	5	-
XINTIAN, KINROAD	-	1	-	2
YADEA, KUBA, RKS, E-MON, YUKI	-	-	1	-
YAMAHA	291	40	3,131	567
YAMAHA, MBK	30	-	554	3
YIBEN, MEIDUO, VONROAD, WUBEN, NIM	1	-	1	-
YINGANG, BENYI, ROMET MOTORS, YUKI, ROUTER, MOTORAN, DAYTONA MOTORS, M1NSK, HAMACHI, KUBA, MONDIAL	4	-	27	-
YINGANG, BENYI, ROMET MOTORS, YUKI, ROUTER, MOTORAN, DAYTONA MOTORS, M1NSK, KUBA, MONDIAL	1	-	5	-
YINXIANG, KENBO	-	-	8	1
YINXIANG, MONDIAL, GEMINI, TCB	-	-	2	-
ZHENHUA, ACTIONBIKES	-	-	1	-
ZHONGNENG, ZNEN, AGM, AJS, YUKI, COLIBRI, EUROCKA, BTC, NOVA MOTORS, LEXMOTO, Actionbikes Motors	1	-	41	1
ZHONGNENG, ZNEN, AGM, AJS, YUKI, COLIBRI, EUROCKA, BTC, NOVA MOTORS, LEXMOTO	2	-	33	-
ZONGSHEN, Lexmoto, ICONE, VORTEX, M1NSK, MACBOR, MONDIAL, ROMET MOTORS, SINNIS, SPARKSTER, OVER BIKES	1	-	4	-
ZONGSHEN, ZIP STAR, Lexmoto, ICONE, VORTEX, M1NSK, MACBOR, MONDIAL, ROMET MOTORS	1	-	8	-
ZONGSHEN, ZIP STAR, Lexmoto, ICONE, VORTEX, M1NSK, MACBOR, MONDIAL, ROMET MOTORS, SINNIS, SPARKSTER, OVER BIKES	-	-	2	-
ZONGSHEN, ZIP STAR, ZEALSUN, RYMCO	1	-	4	-
ZONGSHEN, ZIPSTAR, ICONE, JUNAK, Lexmoto, MH Motorcycles, MINSK, MONDIAL, ROMET MOTORS, SINNIS, SPARKSTER	2	-	4	-
TOTAL	3,072	319	31,010	2,751

Graph 13. Sales of new motorcycles (October 2020)



Graph 14. Sales of new motorcycles (January - October 2020)



EXPLANATORY NOTES

Survey on the issuing of new road motor vehicle circulation licenses	The survey on the issuing of new motor vehicle circulation licenses is a census survey. The released data give information, at country level, on the brand and type of the motor vehicle, as well as whether it is new or used. The survey does not include vehicles that move on rails, trolley busses, agricultural tractors and machinery. In addition, the following are excluded: all motor vehicles of the Armed Forces, Police, Fire Brigade, State Services, Diplomatic Corps, Foreign Missions, and Invalids of Wars, as well as motorcycles with a cylinder capacity less than 50 cc.
Legal basis	Law 3832/2010
Reference Period	October 2020
Coverage	The production of monthly data is based on the registers held by the Ministry of Infrastructure, Transport and Networks, which records all the monthly changes observed in the vehicle registration licenses at country level.
Definitions	<p>Road motor vehicle is any vehicle that, irrespective of the number of wheels, is moved by an engine and is designed to transport persons or cargo or both of them, either they are on the same single vehicle or on a trailer carried by the main motor vehicle.</p> <p>New road motor vehicle is any motor vehicle that is registered for the first time in Greece during the reference month and has not been put into circulation in any other country.</p> <p>Used motor vehicle is any motor vehicle that is registered for the first time in Greece and has been imported as a used one from abroad</p> <p>Passenger motor vehicle: it is a motor vehicle designed to carry mostly people, having no more than 9 seats, including the driver's seat.</p> <p>Bus: it is a motor vehicle, which is designed to carry mostly people, having more than 10 seats, including the driver's seat. In the corresponding tables of this Press Release, this category also includes articulated buses.</p> <p>Lorry: it is motor vehicle designed to carry mostly cargo. In the corresponding tables of this Press Release, this category also includes tractors, tow trucks, articulated tractors, and trucks with trailers.</p> <p>Motorcycle: any two-wheeled motor vehicle, with or without sidecar, with maximum authorized design speed over 45 km/h, or in case it is powered by a combustion engine, with a cylinder capacity of 50 cc or over. In the corresponding tables of this Press Release, this category also includes the three-wheeled motor vehicles – motor tricycles.</p> <p>Tricycle motor vehicle: it is a motor vehicle with three symmetrical wheels with maximum authorized design speed over 45 km/h, or in case it is powered by a combustion engine, with a cylinder capacity over the 50 cc. This category also includes four-wheel vehicles, except the light four-wheel motorcycles, whose empty vehicle tare (excluding the weight of the fuel or mixture of fuel-oil or the weight of the batteries for electric cars) is up to 400 kg in the case the vehicle is designed for passenger use or up to 550 kg in case the vehicle is designed to carry cargo and whose engine is up to 15KW.</p>
Methodology	Exhaustive Survey. The primary data derive from the Ministry of Infrastructure, Transport and Networks and are based on the issuing of new circulation licenses as they are registered by the Regional Offices for Transport and Communications.
References	More information (graphs, tables) concerning the survey on the issuing of new motor vehicle circulation licenses are available on the webpage of ELSTAT, www.statistics.gr , under the link http://www.statistics.gr/en/statistics/-/publication/SME24/-