



HELLENIC REPUBLIC
HELLENIC STATISTICAL
AUTHORITY

Piraeus, 27 January 2016

P R E S S R E L A S E

SURVEY ON ROAD FREIGHT TRANSPORT: 2014

The Hellenic Statistical Authority announces the results of the road freight transport survey for the year 2014.

According to the survey results, in 2014 compared to 2013, a decrease is observed in the goods, which were carried by road transport vehicles registered in Greece. More specifically, in 2014, the weight of goods carried by national road transport¹ vehicles, for own account, amounted to 309.333,53 thousand tonnes, corresponding to 6.618.001,35 thousand tonne-kilometres, thus recording a decrease of 22,35% and 8,28% respectively, compared with 2013. The weight of goods carried by national road transport vehicles, for hire or reward, amounted to 91.119,51 thousand tonnes, corresponding to 8.497.890,92 thousand tonne-kilometres, thus recording an increase of 15,05% and 16,06% respectively, compared with 2013. The weight of goods carried by international road transport² vehicles for hire or reward amounted to 2.877,20 thousand tonnes, decreased by 11,25% compared to 2013 while the tonne-kilometres amounted to 4.106.990,41 thousands, thus recording a decrease of 7,36%, compared with 2013 (Table 1, Graph 1).

With regard to the type of cargo (classification of cargo carried, on means of transport, based on its general appearance), an increase is observed by 187,90% for “freight containers” and by 101,47% for “mobile, self-propelled units” in 2014 compared with 2013. An 18,85% decrease is recorded for “solid bulk goods” and a 17,45% decrease for “any other type of cargo” over the same period (Table 2, Graph 2).

Tables 3 and 4 illustrate, at the level of the Region (NUTS 2), loading and unloading data by national and international road transport vehicles. In terms of weight of loaded and unloaded goods, for national transport, it is observed that the vast majority of loading and unloading is observed in Dytiki Makedonia and then follow, in descending order, Attiki and Dytiki Ellada. In terms of weight of goods carried by international road transport vehicles, Kentriki Makedonia accounts for the largest share of loading followed by Attiki, while Attiki and Kentriki Makedonia account for the largest share of unloading.

¹ National transport: transport where the point of departure and the point of arrival are located within Greece.

² International transport: the transport by a loaded or unloaded vehicle where the point of departure and the point of arrival are located in different EU Member States, or a transport from an EU Member State to a non-EU Member State, or between non-EU Member States.

Information:

Division of Trade and Services Statistics
Section of Transport, Communication and Mass Media
Spyridoula Sideri
Tel.: +30 213 135 2056
Fax: 213 135 2496
Email: transport@statistics.gr

TABLE 1. Number of national and international road freight vehicles, registered in Greece, by type of vehicle and freight transported in tonnes and tonne-kilometres (1), 2014

Type of road freight transport vehicles	Number of vehicles			Weight of transported goods (k-tonnes)			Tonne-Kilometers (k-tkm)		
	2014	2013	Change %	2014	2013	Change %	2013	2013	Change %
National road freight transport vehicles, for own account	61.058	70.348	-13,21	309.333,53	398.360,60	-22,35	6.618.001,35	7.215.274,01	-8,28
National road freight transport vehicles, for hire or reward	16.838	16.162	4,18	91.119,51	79.200,58	15,05	8.497.890,92	7.322.254,23	16,06
International road freight transport vehicles, for hire or reward	1.644	1.785	-7,90	2.877,20	3.242,00	-11,25	4.106.990,41	4.433.517,32	-7,36
Total of vehicles	79.540	88.295	-9,92	403.330,24	480.803,18	-16,11	19.222.882,69	18.971.045,56	1,33

Remark: Any differences between the totals across tables are on account of rounding up.

(1) : Tonne-kilometres (tkm) = weight of transported goods x distance traveled



TABLE 2.

Transport of goods by road freight transport vehicles and weight of goods in tonnes and tonne-kilometres (1), by type of cargo, 2014

Type of cargo	Weight of transported goods (k-tonnes)			Tonne-Kilometers (k-tkm)		
	2014	2013	Change %	2014	2013	Change %
<i>1 – Transport of goods loaded in Greece</i>						
	401.964,16	479.239,11	-16,12	17.261.424,13	16.822.404,92	2,61
Solid bulk goods (no cargo unit)	345.924,51	426.284,57	-18,85	9.475.521,75	9.359.635,16	1,24
Palletised goods	23.962,63	28.776,39	-16,73	5.337.881,92	5.449.554,05	-2,05
Liquid bulk goods (no cargo unit)	17.378,34	13.864,99	25,34	1.135.454,57	673.846,64	68,50
Freight containers	7.385,24	2.565,22	187,90	484.646,30	149.638,69	223,88
Mobile, self-propelled units	1.553,88	771,26	101,47	176.557,12	108.635,11	62,52
Any other type of cargo	5.759,55	6.976,68	-17,45	651.362,48	781.094,98	-16,61
<i>2 - Transport of goods loaded abroad (all types of cargo)</i>						
	1.366,08	1.564,06	-12,66	1.961.458,56	2.148.640,64	-8,71
TOTAL	403.330,24	480.803,17	-16,11	19.222.882,69	18.971.045,56	1,33

Remark: Any differences between the totals across tables are on account of rounding up.

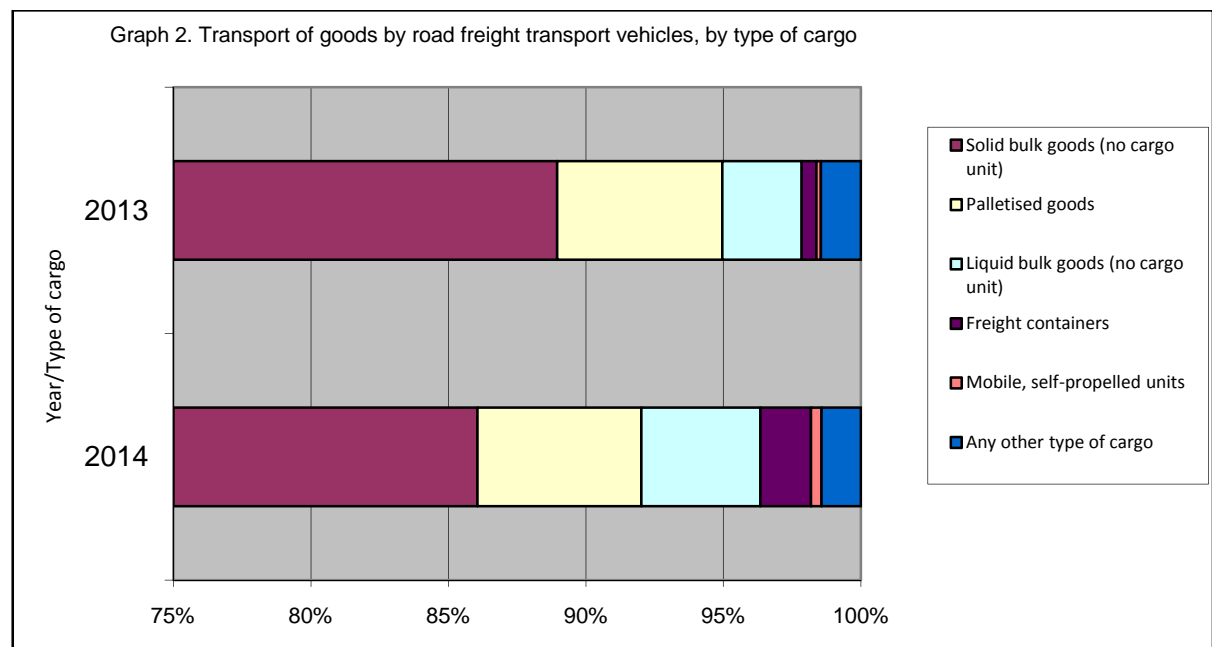


TABLE 3. Goods loaded on road freight transport vehicles (national and international transport) by place of loading, weight of freight and tonne-kilometres (1), 2014

Place of loading		Weight of freight and tonne-kilometres – National and international transport		Weight of freight and tonne-kilometres – National transport		Weight of freight and tonne-kilometres – International transport	
Great Geographic Area (NUTS 1)	Region (NUTS 2)			Private and Public Lorries		Public Lorries	
		k-tn	k-tkm	k-tn	k-tkm	k-tn	k-tkm
VOREIA ELLADA	ANATOLIKI MAKEDONIA, THRAKI	11.138,36	811.405,68	11.076,01	725.164,50	62,35	86.241,17
	KENTRIKI MAKEDONIA	40.238,59	3.959.020,03	39.754,36	3.119.000,28	484,22	840.019,75
	DYTIKI MAKEDONIA	137.899,20	1.279.192,26	137.891,32	1.275.853,41	7,88	3.338,86
	PEIROS	17.430,95	1.142.533,54	17.414,25	1.122.332,07	16,70	20.201,47
KENTRIKI ELLADA	THESSALIA	25.114,41	1.237.062,21	24.995,48	1.070.647,06	118,93	166.415,16
	IONIA NISIA	901,34	28.170,03	901,34	28.170,03		
	DYTIKI ELLADA	41.220,88	1.466.784,97	40.977,19	1.194.746,99	243,69	272.037,99
	STEREA ELLADA	18.475,11	1.427.782,60	18.401,60	1.342.790,20	73,51	84.992,39
	PELOPONNISOS	32.116,56	1.142.223,87	31.985,07	962.399,14	131,49	179.824,73
ATTIKI	ATTIKI	44.841,47	4.014.882,85	44.521,69	3.598.176,89	319,78	416.705,96
NISIA AIGAIΟΥ, KRITI	VOREIO AIGAIΟ	2.007,67	35.782,57	2.007,67	35.782,57		
	NOTIO AIGAIΟ	9.791,39	203.468,91	9.791,39	203.468,91		
	KRITI	20.788,22	513.114,62	20.735,66	437.360,24	52,56	75.754,38
GREECE, TOTAL		401.964,16	17.261.424,13	400.453,04	15.115.892,28	1.511,12	2.145.531,86

Remark: Any differences between the totals across tables are on account of rounding up.

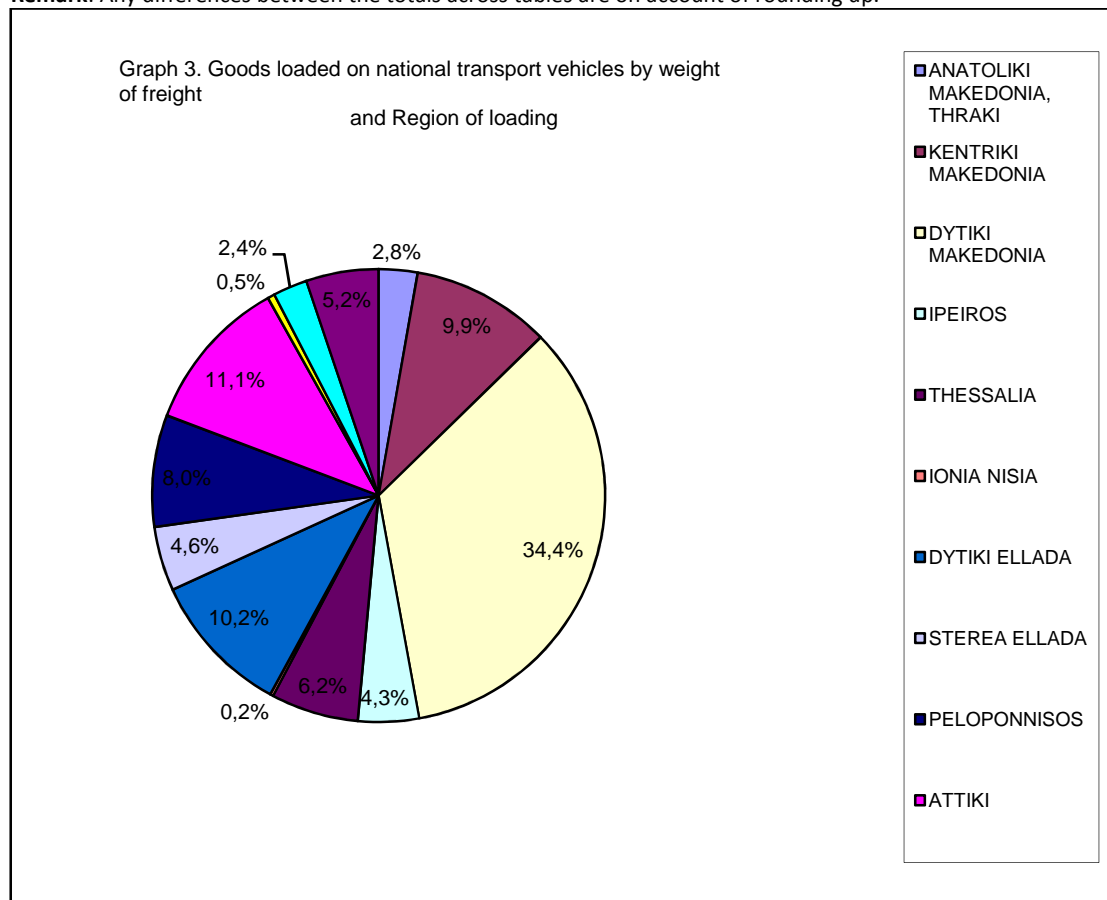
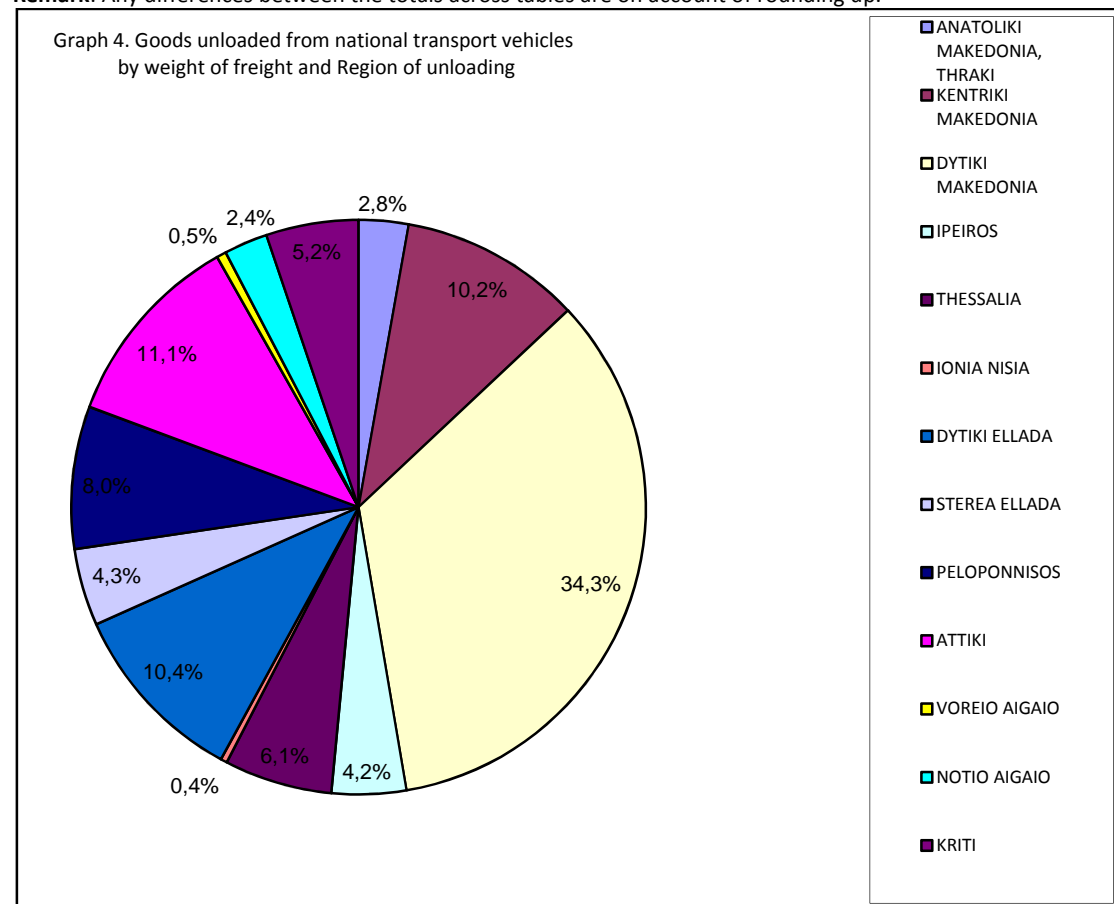


TABLE 4. Goods unloaded from road freight transport vehicles (national and international transport) by place of loading, weight of freight and tonne-kilometres (1), 2014

Place of unloading		Weight of freight and tonne-kilometres - National and international transport		Weight of freight and tonne-kilometres - National transport		Weight of freight and tonne-kilometres - International transport	
Great Geographic Area (NUTS 1)	Region (NUTS 2)			Private & Public Lorries		Public Lorries	
		k-tn	k-tkm	k-tn	k-tkm	k-tn	k-tkm
VOREIA ELLADA	ANATOLIKI MAKEDONIA, THRAKI	11.215,22	808.217,25	11.209,46	805.595,82	5,77	2.621,43
	KENTRIKI MAKEDONIA	41.186,40	3.811.313,10	40.832,34	3.283.891,18	354,06	527.421,91
	DYTIKI MAKEDONIA	137.489,87	1.245.562,17	137.480,99	1.238.784,41	8,88	6.777,77
	PEIROS	16.789,94	897.480,69	16.772,33	875.874,34	17,62	21.606,35
KENTRIKI ELLADA	THESSALIA	24.371,55	1.136.439,68	24.324,33	1.066.050,95	47,22	70.388,74
	IONIA NISIA	1.448,88	137.633,76	1.441,58	121.585,15	7,30	16.048,60
	DYTIKI ELLADA	41.561,85	1.500.779,56	41.500,97	1.456.142,67	60,88	44.636,89
	STEREA ELLADA	17.436,05	1.027.223,70	17.417,43	982.761,98	18,62	44.461,72
	PELOPONNISOS	32.163,44	1.041.505,28	32.095,90	926.835,86	67,54	114.669,42
ATTIKI	ATTIKI	45.190,48	4.614.323,37	44.547,34	3.615.371,86	643,13	998.951,51
NISIA AIGAIΟΥ, KRITI	VOREIO AIGAIΟ	2.189,30	43.140,62	2.189,30	43.140,62		
	NOTIO AIGAIΟ	9.815,29	218.481,06	9.809,35	203.914,70	5,94	14.566,37
	KRITI	20.863,99	540.422,16	20.831,73	495.942,75	32,26	44.479,41
GREECE, TOTAL		401.722,27	17.022.522,39	400.453,04	15.115.892,28	1.269,23	1.906.630,11

Remark: Any differences between the totals across tables are on account of rounding up.



EXPLANATORY NOTES

SURVEY ON ROAD FREIGHT TRANSPORT	The survey on road freight transport is a quarterly survey which has been conducted in all EU Member States since 1999, by virtue of Council Regulation (EC) No 1172/98. The purpose of the survey is to monitor the carriage of goods by road by means of goods road transport vehicles, which are registered in each Member State, as well as the journeys made by such vehicles. The survey does not cover: a) goods road transport vehicles whose authorised weight or dimensions exceed the limits normally permitted in the Member States concerned and b) agricultural vehicles, military vehicles and vehicles belonging to central or local public administrations, with the exception of goods road transport vehicles belonging to public undertakings, and in particular railway undertakings. Each Member State may exclude from the scope of this Regulation goods road transport vehicles whose load capacity or maximum permissible weight is lower than a certain limit (3.5 tonnes of load capacity for Greece).
LEGAL FRAMEWORK	The survey is governed by Regulation (EU) No 70/2012 of the European Parliament and of the Council on statistical returns in respect of the carriage of goods by road. This Regulation is a recast edition of the Regulation (EC) 1172/98, which has been substantially amended several times.
REFERENCE PERIOD	Data refer to the year 2014.
SURVEY METHODOLOGY	The survey is conducted on a quarterly basis. The sample is equally distributed into the thirteen weeks of a quarter. Every vehicle is surveyed during a specific week of the year, from Monday to Sunday. The sample is selected on the basis of various criteria: the vehicle performing national or international road freight transport; the vehicle being for private or for public use; class of load capacity; type of chassis; registered office of the vehicle, etc. International road freight transport vehicles represent approximately 15% of the sample. The questionnaires are processed and the data are produced in line with rules and guidelines laid down in the relevant Manual of Eurostat.
DEFINITIONS	<p><u>Registered vehicle</u>: the state of having been entered in a register of road transport vehicles, kept by an official body in a Member State, whether or not the registration is accompanied by the issue of a registration plate. In the case of carriage by means of a combination of road transport vehicles, the complete vehicle shall be deemed to be registered in the country where the goods road transport vehicle is registered.</p> <p><u>International Transport</u>: a) a laden journey undertaken by a vehicle the point of departure and the point of arrival of which are in two different Member States, b) a laden journey undertaken by a vehicle from a Member State to a third country or vice versa, c) a laden journey undertaken by a vehicle between third countries, d) an unladen journey in conjunction with the carriage referred to in points a), b) and c). International carriage shall be carried out subject to possession of a Community license.</p> <p><u>National transport</u>: transport by a loaded vehicle where the point of departure and the point of arrival are located in the same country (Greece).</p> <p><u>Load capacity</u>: maximum weight of goods declared permissible by the competent authority of the country of registration of the vehicle. When the goods road transport vehicle is a road train made up of a lorry with trailer, the load capacity of the road train is the sum of the load capacities of the lorry and the trailer.</p> <p><u>Place of loading</u>: the first place in which goods are loaded on the goods road transport vehicle, which was previously completely empty.</p> <p><u>Place of unloading</u>: the last place in which goods are unloaded from the goods road transport vehicle, which is subsequently completely empty.</p> <p><u>Distance traveled</u>: actual distance excluding the distance covered by the goods road transport vehicle while being transported by another means of transport.</p> <p><u>Types of journey</u>: 1) laden journey involving one single basic transport operation 2) laden journey involving several transport operations, but not considered as a collection or distribution round, 3) laden journey of the collection or distribution round type, 4) unladen journeys.</p>
REMARK	Any differences between the totals across tables are on account of rounding up.
REFERENCES	More information can be found on the portal of ELSTAT, www.statistics.gr , following the navigation path: <Statistics> Industry, Commerce, Services, Transport > Transport > Road Transport > Road freight transport (National and international).