



PRESS RELEASE

ISSUING OF MOTOR VEHICLE LICENSES: JULY 2019 (Revised data)

The Hellenic Statistical Authority announces revised data for the licenses of motor vehicles (motorcars and motorcycles) for July 2019. According to these data in July 2019, 22,163 road motor cars (both new and used from abroad) were put into circulation for the first time, recording a 25.3% increase compared with the corresponding month of 2018 when the number of road motor cars was 17,685. In July 2018, a 17.9% increase had been observed in comparison with the corresponding month of 2017 (Table 1, Graphs 1,2,3,5). A total number of 12,450 new cars were put into circulation in July 2019 compared with 9,804 in July 2018, recording a 27.0% increase.

The new motorcycles over 50cc (both new and used from abroad) that were put into circulation for the first time in July 2019 amounted to 6,079, against 5,054 in 2018, thus recording a 20.3% increase. In July 2018, a 26.3% increase had been observed in comparison with the corresponding month of 2017 (Table 1, Graph 4). Out of the above motorcycles 5,658 were new, while the corresponding figure in July 2018 was 4,629, recording a 22.2% increase.

During the period January - July 2019, 140,688 road motor cars (both new and used from abroad) were put into circulation for the first time, representing an increase of 11.1% compared to the corresponding period of 2018 when the number of road motor cars was 126,642. During the period January - July 2018 an increase of 27.2% had been observed in comparison with the corresponding period of 2017 (Table 3, Graphs 6,7). Out of the above number of road motor cars that were put into circulation, from January to July 2019, 82,456 were new, while the corresponding number during the respective period of 2018 was 75,912, recording an increase of 8.6%.

During the period January - July 2019 the circulation of new motorcycles over 50cc (both new and used from abroad) amounted to 26,991 against 24,289 in 2018, thus representing a 11.1% increase. An increase of 22.3% had been observed during the period January - July 2018 in comparison with the corresponding period of 2017 (Table 3, Graphs 6,7). A total number of 24,617 new motorcycles were put into circulation, from January to July 2019, compared with 22,033 during the corresponding period of 2018, recording an 11.7% increase.

Information on methodological issues:

Sectoral Statistics Division

Transport Statistics Section

Pota Tzortzi, Konstantinos Menexes

Tel: +30 213 135 2187, +30 213 135 3055

FAX: +30 213 135 2757

E-mail : p.tzortzi@statistics.gr

Information for data provision:

Tel. + 30 213 135 2022

email : data.dissem@statistics.gr

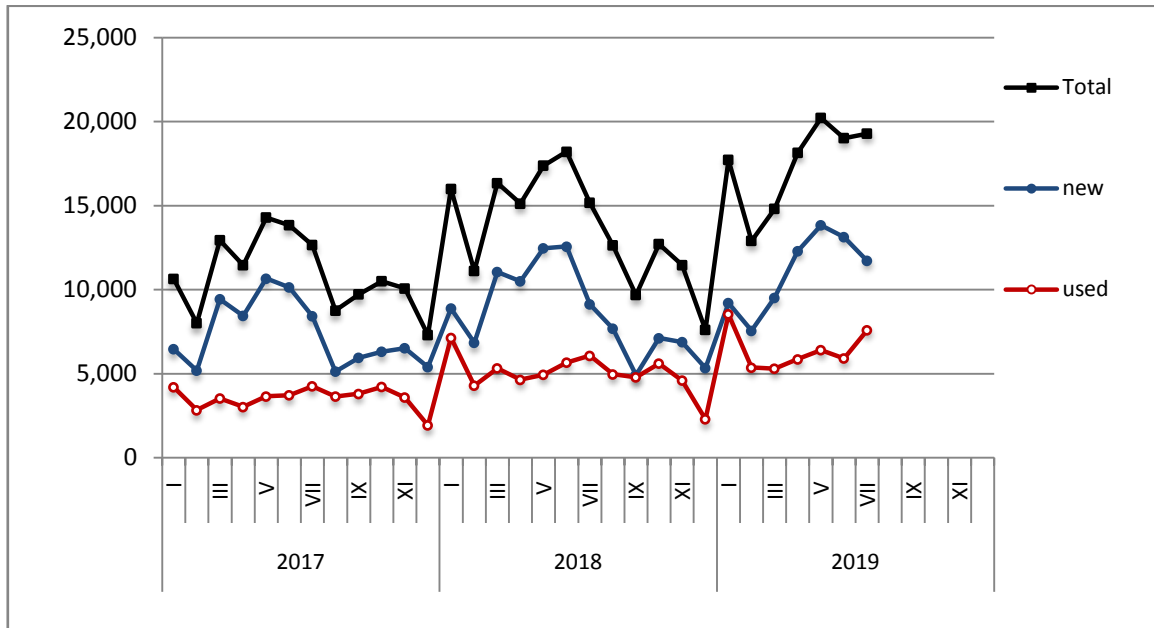
Table 1. Road motor vehicles, both new and used, put into circulation for the first time in Greece: July 2017 - 2019

Category of Road Motor Vehicles	July									Change (%)					
	2017			2018			2019			2018/2017			2019/2018		
	Total	New	Used	Total	New	Used	Total	New	Used	Total	New	Used	Total	New	Used
Greece, total															
Road Motor Vehicles,total	18,999	12,739	6,260	22,739	14,433	8,306	28,242	18,108	10,134	19.7%	13.3%	32.7%	24.2%	25.5%	22.0%
1. Road motor cars	14,998	9,058	5,940	17,685	9,804	7,881	22,163	12,450	9,713	17.9%	8.2%	32.7%	25.3%	27.0%	23.2%
Passenger Cars	12,659	8,419	4,240	15,179	9,119	6,060	19,294	11,715	7,579	19.9%	8.3%	42.9%	27.1%	28.5%	25.1%
Buses	104	16	88	116	22	94	135	8	127	11.5%	37.5%	6.8%	16.4%	-63.6%	35.1%
Lorries	2,235	623	1,612	2,390	663	1,727	2,734	727	2,007	6.9%	6.4%	7.1%	14.4%	9.7%	16.2%
2. Motorcycles > 50 cc	4,001	3,681	320	5,054	4,629	425	6,079	5,658	421	26.3%	25.8%	32.8%	20.3%	22.2%	-0.9%
Prefecture of Attica															
Road Motor Vehicles,total	9,352	7,417	1,935	10,637	7,856	2,781	13,466	10,008	3,458	13.7%	5.9%	43.7%	26.6%	27.4%	24.3%
1. Road motor cars	7,891	5,990	1,901	8,850	6,143	2,707	11,222	7,836	3,386	12.2%	2.6%	42.4%	26.8%	27.6%	25.1%
Passenger Cars	7,187	5,631	1,556	8,125	5,801	2,324	10,326	7,467	2,859	13.1%	3.0%	49.4%	27.1%	28.7%	23.0%
Buses	36	8	28	47	9	38	50	5	45	30.6%	12.5%	35.7%	6.4%	-44.4%	18.4%
Lorries	668	351	317	678	333	345	846	364	482	1.5%	-5.1%	8.8%	24.8%	9.3%	39.7%
2. Motorcycles > 50 cc	1,461	1,427	34	1,787	1,713	74	2,244	2,172	72	22.3%	20.0%	117.6%	25.6%	26.8%	-2.7%

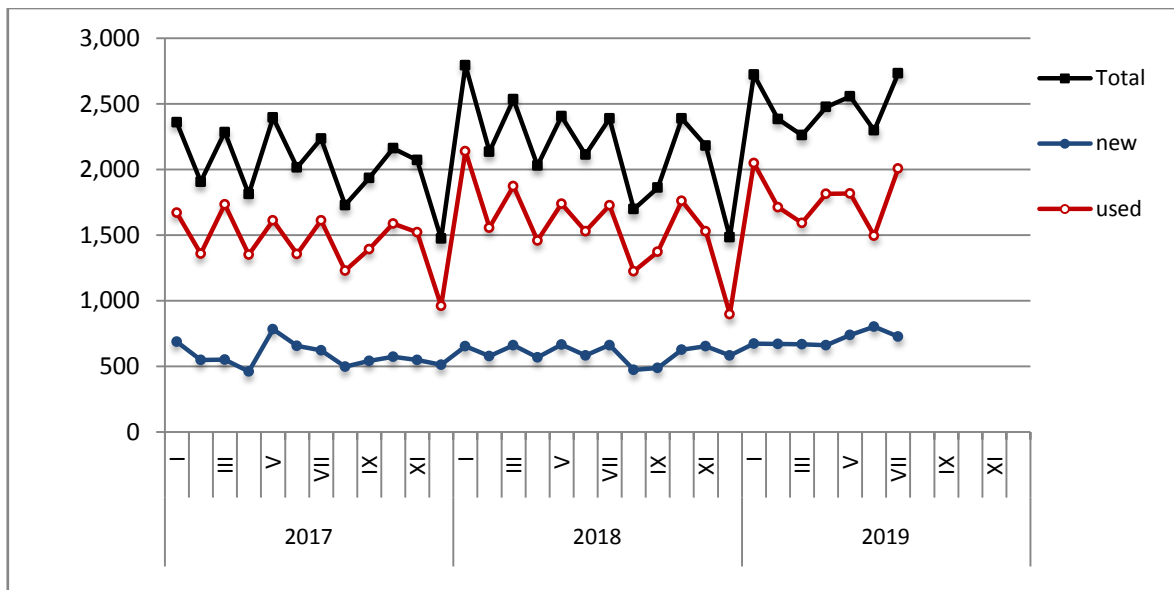
Table 2. Road motor vehicles, both new and used, put into circulation for the first time in Greece: August 2017 - July 2019

Category of Road Motor Vehicles	Average Aug. 2017 - Jul. 2018			Average Aug. 2018 - Jul. 2019			Change (%)		
							Average Aug. 2018 - Jul. 2019 / Average Aug. 2017 - Jul. 2018		
	Total	New	Used	Total	New	Used	Total	New	Used
Greece, total									
Road Motor Vehicles,total	18,238	11,730	6,508	20,366	12,772	7,594	11.7%	8.9%	16.7%
1. Road motor cars	15,230	8,994	6,236	17,074	9,776	7,298	12.1%	8.7%	17.0%
Passenger Cars	12,980	8,388	4,592	14,688	9,097	5,591	13.2%	8.5%	21.8%
Buses	101	17	84	131	31	100	29.7%	82.4%	19.0%
Lorries	2,149	589	1,560	2,255	648	1,607	4.9%	10.0%	3.0%
2. Motorcycles > 50 cc	3,008	2,736	272	3,292	2,996	296	9.4%	9.5%	8.8%

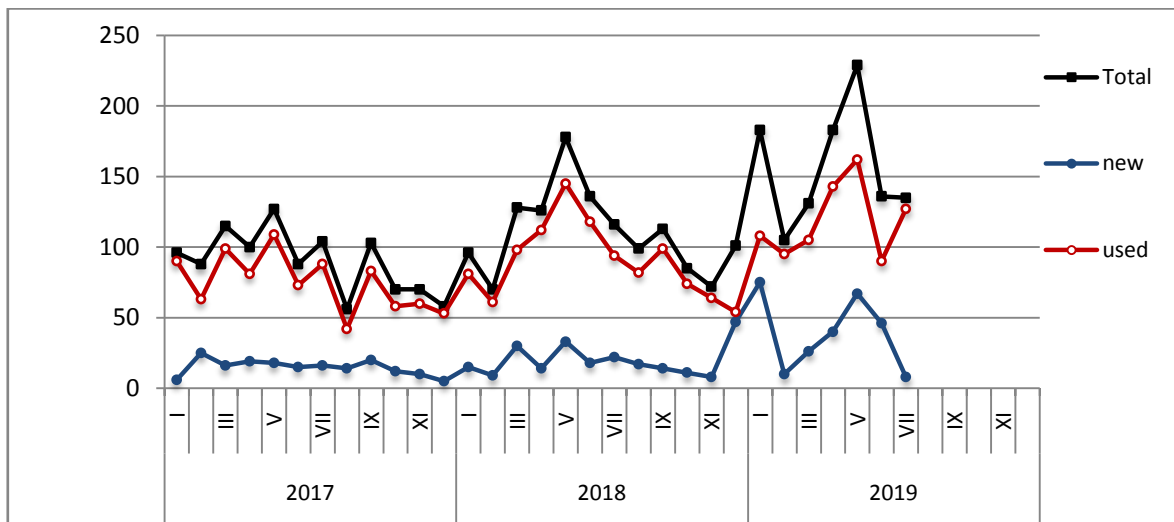
Graph 1: Passenger Cars (January 2017 - July 2019)



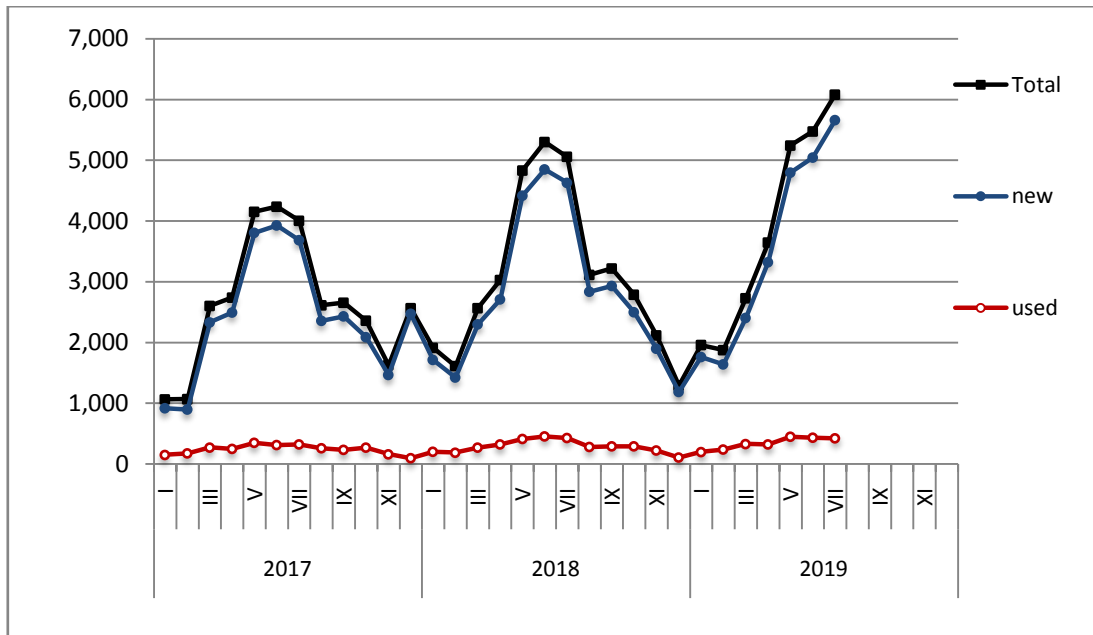
Graph 2: Lorries (January 2017 - July 2019)



Graph 3: Buses (January 2017 - July 2019)



Graph 4: Motorcycles (January 2017 - July 2019)



Graph 5: New Registrations of Motor Vehicles (July 2019)

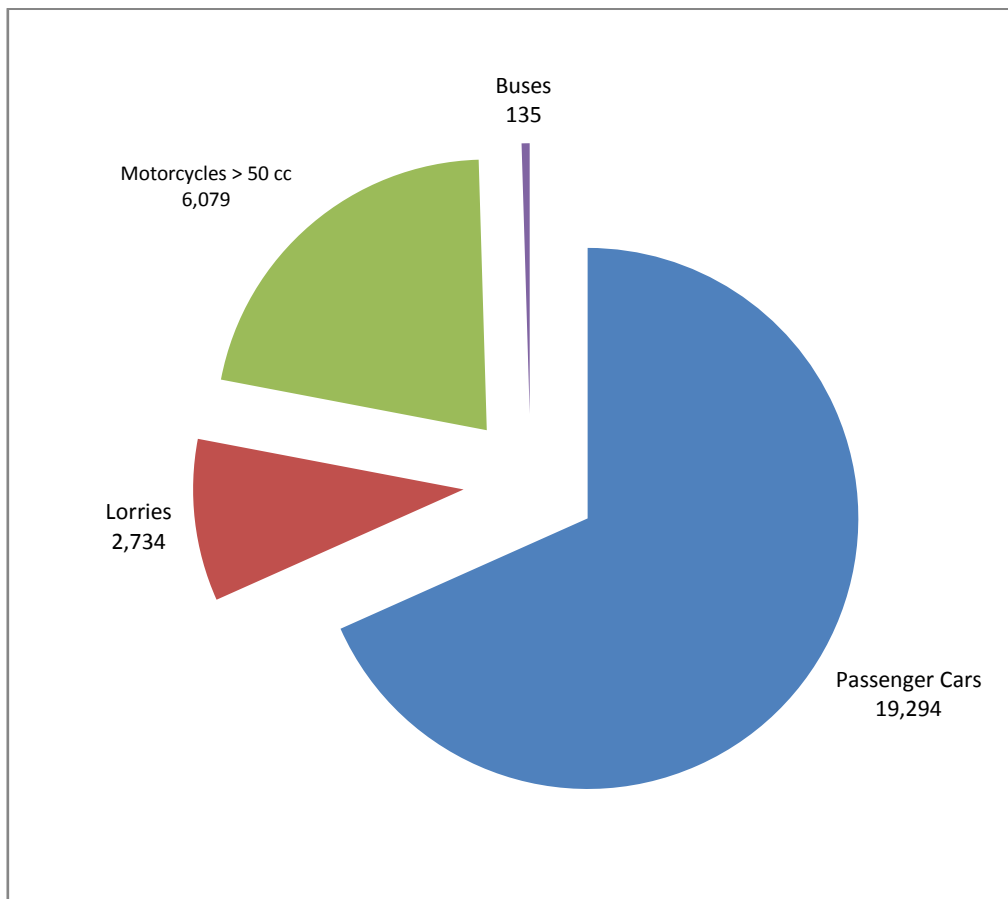
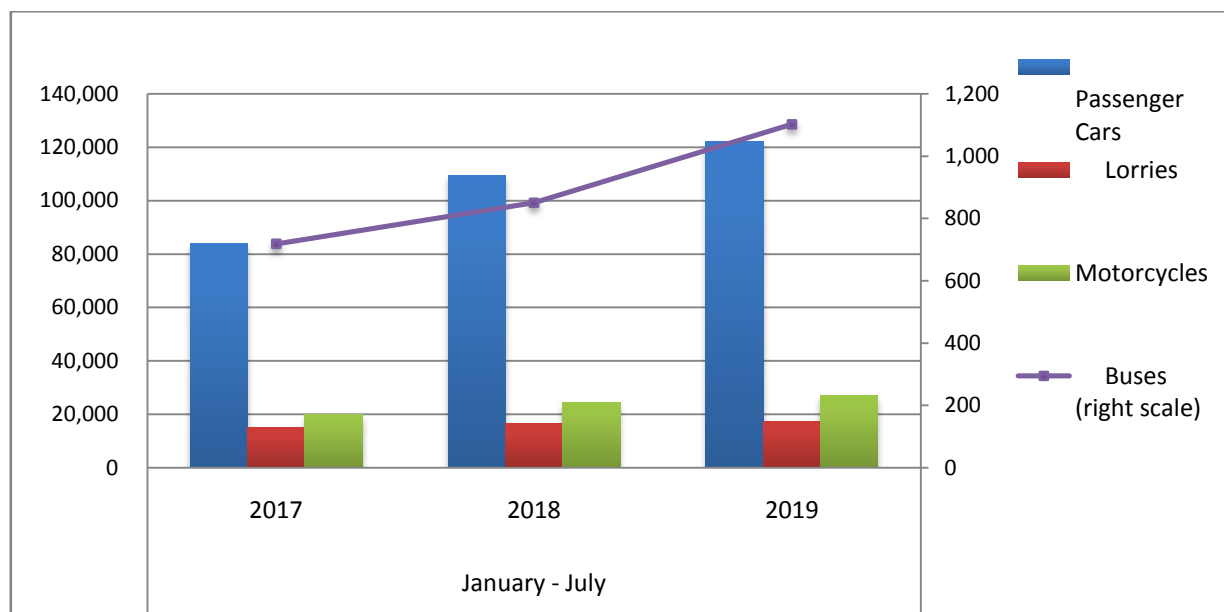


Table 3. Road motor vehicles, both new and used, put into circulation for the first time in Greece: Jan. 2017 - Jul. 2019

Category of Road Motor Vehicles	January - July									Change (%)					
	2017			2018			2019			2018/2017			2019/2018		
	Total	New	Used	Total	New	Used	Total	New	Used	Total	New	Used	Total	New	Used
Greece, total															
Road Motor Vehicles,total	119,443	81,210	38,233	150,931	97,945	52,986	167,679	107,073	60,606	26.4%	20.6%	38.6%	11.1%	9.3%	14.4%
1. Road motor cars	99,588	63,165	36,423	126,642	75,912	50,730	140,688	82,456	58,232	27.2%	20.2%	39.3%	11.1%	8.6%	14.8%
Passenger Cars	83,854	58,734	25,120	109,384	71,391	37,993	122,144	77,236	44,908	30.4%	21.5%	51.2%	11.7%	8.2%	18.2%
Buses	718	115	603	850	141	709	1,102	272	830	18.4%	22.6%	17.6%	29.6%	92.9%	17.1%
Lorries	15,016	4,316	10,700	16,408	4,380	12,028	17,442	4,948	12,494	9.3%	1.5%	12.4%	6.3%	13.0%	3.9%
2. Motorcycles > 50 cc	19,855	18,045	1,810	24,289	22,033	2,256	26,991	24,617	2,374	22.3%	22.1%	24.6%	11.1%	11.7%	5.2%
Prefecture of Attica															
Road Motor Vehicles,total	61,566	50,048	11,518	77,094	60,007	17,087	84,874	65,461	19,413	25.2%	19.9%	48.4%	10.1%	9.1%	13.6%
1. Road motor cars	53,653	42,377	11,276	67,104	50,396	16,708	73,151	54,223	18,928	25.1%	18.9%	48.2%	9.0%	7.6%	13.3%
Passenger Cars	48,846	39,872	8,974	62,060	48,090	13,970	67,577	51,643	15,934	27.1%	20.6%	55.7%	8.9%	7.4%	14.1%
Buses	246	64	182	329	64	265	381	122	259	33.7%	0.0%	45.6%	15.8%	90.6%	-2.3%
Lorries	4,561	2,441	2,120	4,715	2,242	2,473	5,193	2,458	2,735	3.4%	-8.2%	16.7%	10.1%	9.6%	10.6%
2. Motorcycles > 50 cc	7,913	7,671	242	9,990	9,611	379	11,723	11,238	485	26.2%	25.3%	56.6%	17.3%	16.9%	28.0%

Graph 6. New Motor Vehicles Circulation Licenses: January – July, years 2017 till 2019



Graph 7. New Registrations of Motor Vehicles January - July 2019

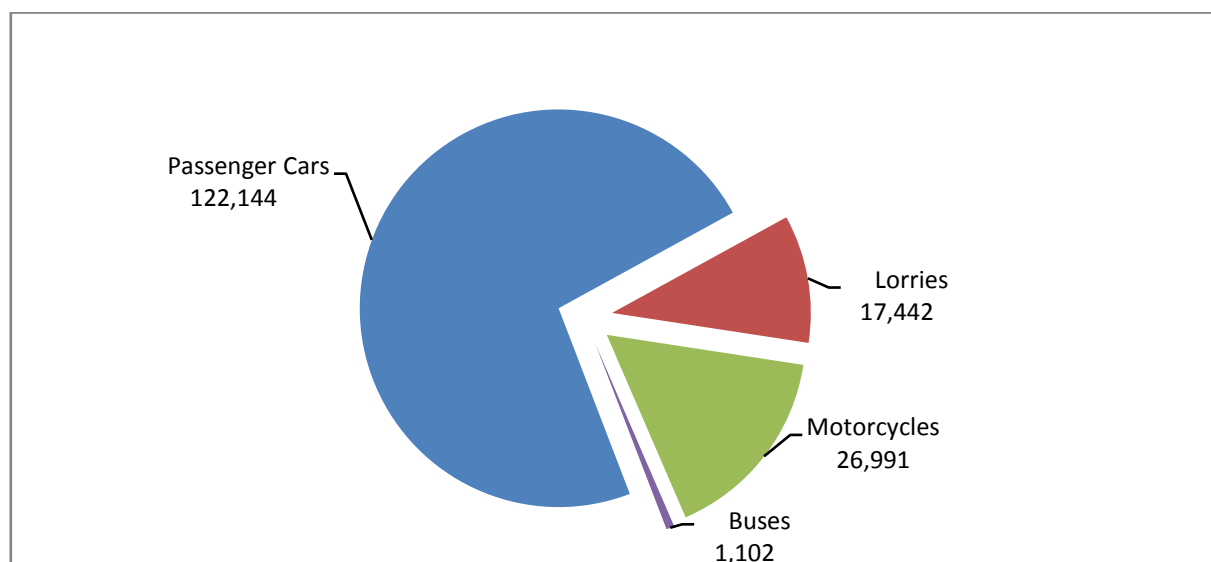


Table 4
Sales of new and used passenger cars by make: July 2019 and January - July 2019

Make	Passenger cars			
	July		January - July	
	new	used	new	used
ALFA ROMEO	28	69	185	388
AUDI	545	49	2,636	306
AUSTIN MORRIS	-	-	-	1
BEACH BAGGY	-	-	-	1
BENTLEY	-	-	-	1
BMW	275	49	1,929	408
BORG	-	-	-	1
BORGWARD	-	-	-	1
BURSTNER	-	-	-	1
C.I./ROLLERTEAM	-	-	1	-
CADILLAC	-	-	-	1
CAPRON	-	-	-	1
CHEVROLET	-	126	-	806
CHRYSLER	-	1	-	9
CITROEN	331	352	3,800	1,818
CITROEN / DS	215	2	769	4
CITROEN, PEUGEOT	2	-	54	-
DACIA	258	42	1,187	166
DAEWOO	-	-	-	4
DAIHATSU	-	96	-	496
DETHLEFFS	-	9	-	35
DODGE	-	1	-	4
DR MOTOR	-	1	-	2
DS	18	-	125	1
DUCATO / ΥΠΕΡΚΑΤΑΣΚΕΥΕΣ ¹	-	-	1	-
FERRARI	-	-	-	6
FIAT	520	592	5,974	3,258
FORD	314	514	2,351	2,893
GENERAL MOTORS	-	-	-	1
GONOW	-	-	-	1
HOBBY TOYOTA	-	-	-	1
HONDA	47	173	409	962
HYUNDAI	1,142	370	5,694	2,022
ISO RIVOLTA	-	-	-	1
ISUZU	-	-	-	1
JAGUAR	13	3	75	23
JEEP	50	6	334	44
KEWET	-	-	-	1
KIA	476	119	2,047	682
LADA	-	-	-	5
LAGERMAX AUTOTRANSPORT	3	-	3	-
LANCIA	-	41	-	308
LAND ROVER	27	17	186	117
LES DAUPHINS	-	1	-	1
LEXUS	6	5	55	22
LOTUS	-	1	-	3
MAHINDRA	-	-	-	1

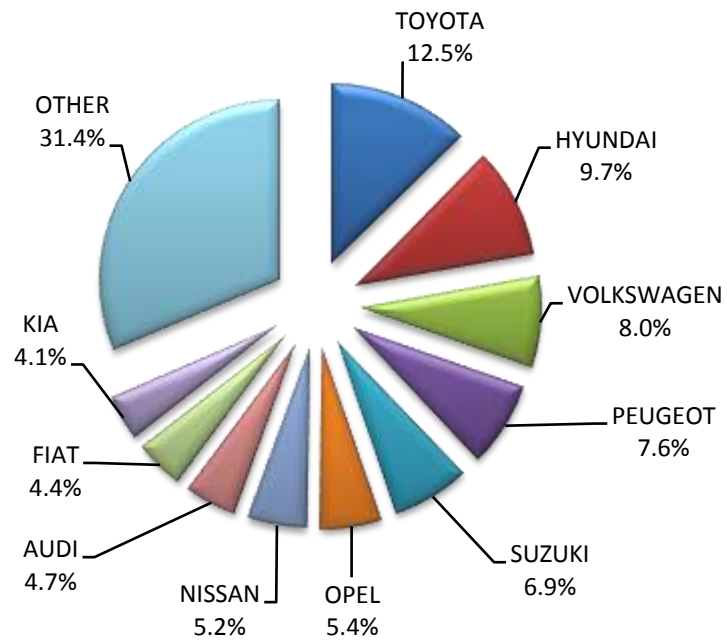
Table 4 (cont)
Sales of new and used passenger cars by make: July 2019 and January - July 2019

Make	Passenger cars			
	July		January - July	
	new	used	new	used
MASERATI	1	-	1	3
MAZDA	45	65	66	357
MCLAREN	-	-	-	1
MERCEDES	438	217	2,581	1,517
MERCEDES / ΥΠΕΡΚΑΤΑΣΚΕΥΕΣ ¹	3	-	7	-
MG	-	-	-	3
MG ROVER	-	-	-	2
MINI	142	57	1,017	351
MINI MAFER	-	-	-	1
MITSUBISHI	22	116	345	684
MORETTI	-	-	-	1
MORGAN	-	-	-	1
MORRIS	-	-	-	2
NISSAN	615	449	4,350	2,740
NISSAN / ΥΠΕΡΚΑΤΑΣΚΕΥΕΣ ¹	-	-	2	-
OPEL	635	828	5,439	5,211
PEUGEOT	893	239	7,143	1,507
PEUGEOT / ΥΠΕΡΚΑΤΑΣΚΕΥΕΣ ²	1	-	6	-
PORSCHE	6	16	52	67
RANGE ROVER	-	-	-	1
RENAULT	429	333	2,926	1,871
RIMOR, XGO, BLUCAMP, KENTUCKY CAMP, AHORN	-	-	1	2
ROLLS ROYCE	-	-	-	3
ROVER	-	-	-	3
SAAB	-	1	-	12
SEA / MOBILVETT	-	-	-	7
SEAT	318	58	2,053	369
SKODA	418	108	2,612	704
SMART	46	305	306	1,842
SSANGYONG	8	-	8	2
SUBARU	4	9	39	50
SUZUKI	813	308	5,110	1,672
TESLA MOTORS	-	1	-	4
TOYOTA	1,463	1,518	8,084	9,223
TRIUMPH	-	1	-	4
VOLKSWAGEN	938	293	6,211	1,801
VOLKSWAGEN / ΥΠΕΡΚΑΤΑΣΚΕΥΕΣ ¹	-	-	2	-
VOLVO	207	18	1,060	80
WARTBURG	-	-	-	1
WILLYS	-	-	-	1
TOTAL	11,715	7,579	77,236	44,908

1 : With 2nd/3rd stage manufacturer in Greece.

2 : With 2nd/3rd stage manufacturer abroad.

Graph 8. Sales of new passenger cars by make (July 2019)



Graph 9. Sales of new passenger cars by make (January - July 2019)

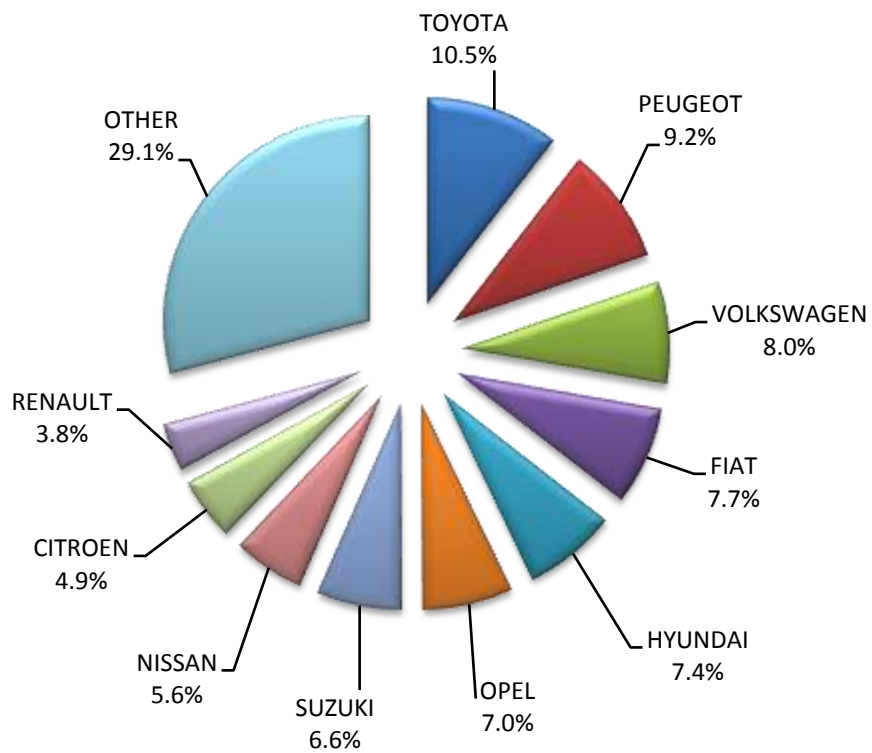


Table 5
Sales of new and used lorries by make: July 2019 and January - July 2019

Make	Lorries			
	July		January - July	
	new	used	new	used
ALKE	-	-	2	-
ASTRA	-	-	-	1
BMW	-	-	-	4
CHEVROLET	-	-	-	4
CHRYSLER	-	1	-	3
CITROEN	28	75	163	433
DACIA	13	9	98	27
DAF	-	42	8	230
DAF / ΥΠΕΡΚΑΤΑΣΚΕΥΕΣ ¹	2	-	22	-
DAIHATSU	-	-	-	1
DENNIS EAGLE	-	-	-	2
DODGE	-	-	-	1
FIAT	134	236	858	1,507
FIAT-IVECO	-	7	-	50
FORD	103	217	684	1,364
FORD / ΥΠΕΡΚΑΤΑΣΚΕΥΕΣ ¹	2	-	15	1
GENERAL MOTORS	-	-	-	1
GINAF	-	-	-	1
GREAT WALL MOTOR	-	-	-	3
HYUNDAI	-	7	-	57
ISUZU	16	30	96	157
ISUZU / ΥΠΕΡΚΑΤΑΣΚΕΥΕΣ ¹	-	-	1	-
IVECO	3	41	12	232
IVECO / ΥΠΕΡΚΑΤΑΣΚΕΥΕΣ ¹	-	-	8	-
IVECO / ΥΠΕΡΚΑΤΑΣΚΕΥΕΣ ²	-	-	5	-
IVECO MAGIRUS	-	-	-	10
JEEP	-	-	-	2
KASSBOHRER	-	-	1	-
KIA	-	1	-	4
LAND ROVER	-	4	-	19
MAN	3	76	12	435
MAN / ΥΠΕΡΚΑΤΑΣΚΕΥΕΣ ¹	2	-	37	-
MAZDA	-	33	1	187
MERCEDES	33	462	255	2,815
MERCEDES / ΥΠΕΡΚΑΤΑΣΚΕΥΕΣ ¹	17	-	157	5
MERCEDES / ΥΠΕΡΚΑΤΑΣΚΕΥΕΣ ²	-	-	1	-
MINI	-	-	-	1
MITSUBISHI	50	62	201	423
MITSUBISHI / ΥΠΕΡΚΑΤΑΣΚΕΥΕΣ ¹	2	-	11	-
MULTICAR	-	-	-	1
NISSAN	38	107	389	791
NISSAN / ΥΠΕΡΚΑΤΑΣΚΕΥΕΣ ¹	-	-	2	-
OPEL	10	62	141	515
PEUGEOT	83	43	507	333

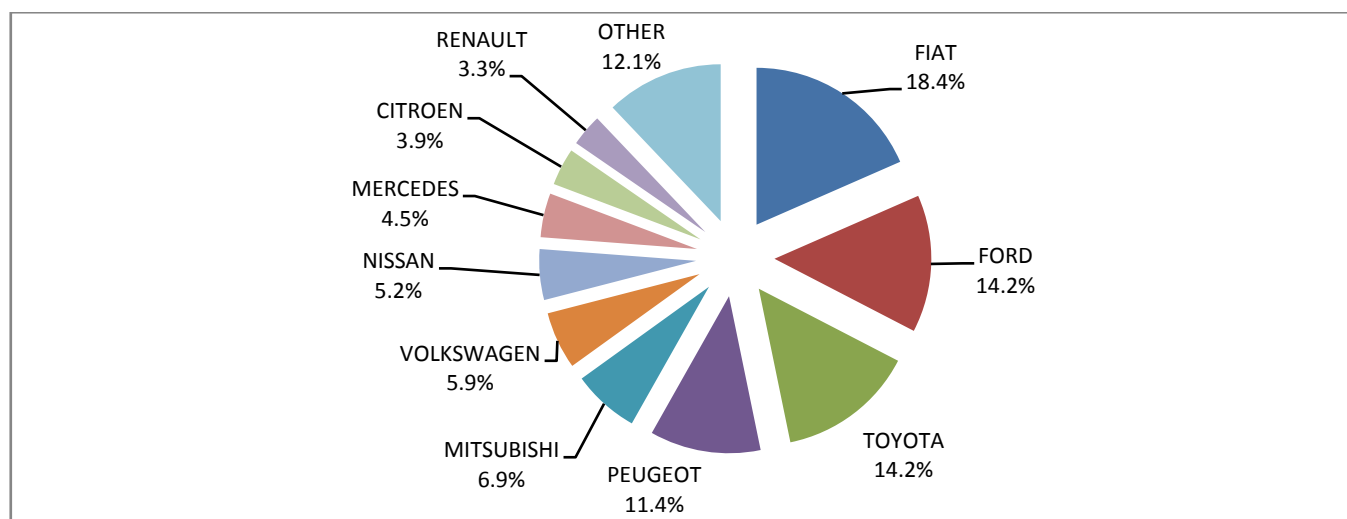
Table 5 (cont)
Sales of new and used lorries by make: July 2019 and January - July 2019

Make	Lorries			
	July		January - July	
	new	used	new	used
PEUGEOT, CITROEN	8	-	57	-
PFAU	-	-	-	3
PIAGGIO	6	4	34	20
PIAGGIO / ΥΠΕΡΚΑΤΑΣΚΕΥΕΣ ¹	1	-	3	-
RENAULT	24	100	131	683
ROSSI, OLEODINA	-	-	2	-
SAVIEM	-	-	-	1
SCANIA	-	62	14	312
SCANIA / ΥΠΕΡΚΑΤΑΣΚΕΥΕΣ ¹	1	-	4	-
SCODA	-	-	-	1
SEAT	-	-	-	6
SKODA	-	5	-	36
SSANGYONG	-	2	-	5
STEYER	-	1	-	2
SUZUKI	-	1	-	5
TATA	-	-	-	1
TERBERG	-	-	-	1
TOYOTA	103	78	715	506
TRASFORM-CAR S.N.C	1	-	1	-
UAZ	-	1	-	1
VOLKSWAGEN	43	114	271	681
VOLKSWAGEN / ΥΠΕΡΚΑΤΑΣΚΕΥΕΣ ¹	1	-	1	-
VOLVO	-	124	16	608
VOLVO / ΥΠΕΡΚΑΤΑΣΚΕΥΕΣ ¹	-	-	12	2
TOTAL	727	2,007	4,948	12,494

1 : With 2nd/3rd stage manufacturer in Greece.

2 : With 2nd/3rd stage manufacturer abroad.

Graph 10. Sales of new lorries by make (July 2019)



Graph 11. Sales of new lorries by make (January - July 2019)

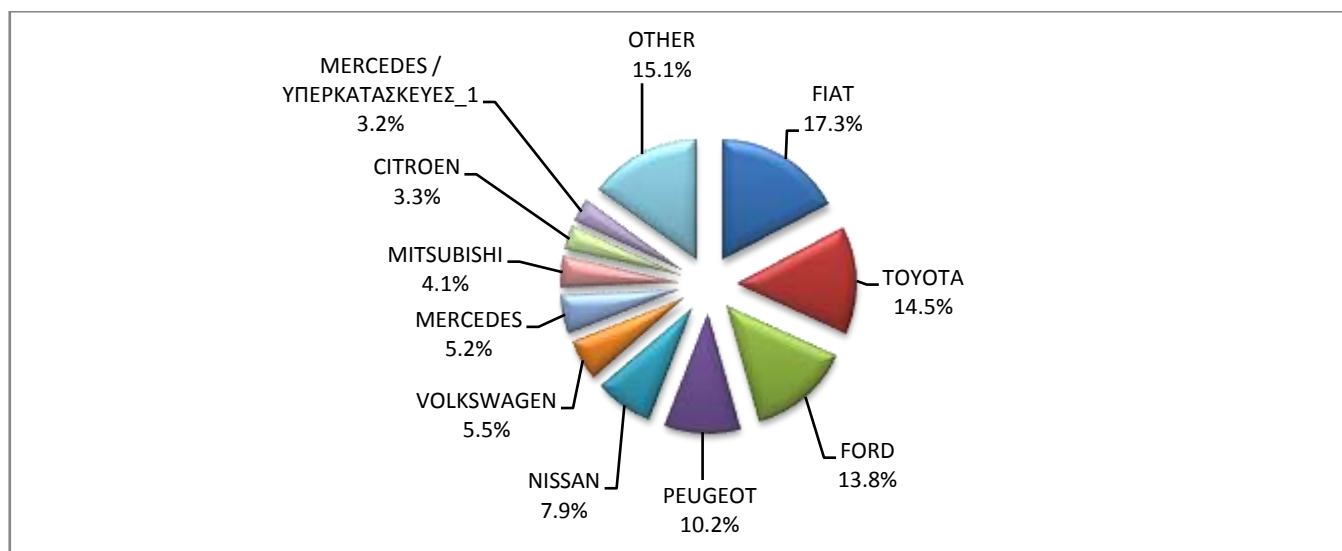


Table 6
Sales of new and used buses by make: July 2019 and January - July 2019

Make	Buses			
	July		January - July	
	new	used	new	used
BMC	-	-	-	1
BOVA	-	8	-	70
CITROEN	-	-	-	1
DAF	-	-	-	4
EVOBUS	-	1	-	5
FIAT	-	-	1	3
FIAT / ΥΠΕΡΚΑΤΑΣΚΕΥΕΣ ²	-	-	10	-
FIAT IVECO	-	-	-	3
FORD	-	2	2	18
GULERYUZ	-	-	-	1
HYUNDAI	-	-	-	1
IRISBUS	-	1	-	2
IRIZAR	-	-	3	-
ISUZU	-	-	9	2
ISUZU, ANADOLU ISUZU, AIOS, AOS, TURKUAZ, TURQUOISE, GLOBUS	-	-	4	-
ISUZU, ANADOLU ISUZU, TURKUAZ, TURQUOISE, AIOS	-	-	7	-
IVECO	-	2	1	8
IVECO / ΥΠΕΡΚΑΤΑΣΚΕΥΕΣ ¹	-	-	1	-
JONCKHEERE	-	-	-	1
MAN	-	17	30	72
MAN/NEOPLAN	-	-	-	3
MERCEDES	-	63	33	471
MERCEDES / ΥΠΕΡΚΑΤΑΣΚΕΥΕΣ ¹	5	-	61	1
MERCEDES / ΥΠΕΡΚΑΤΑΣΚΕΥΕΣ ²	3	-	43	1
NEOPLAN	-	4	37	19

Table 6 (cont)
Sales of new and used buses by make: July 2019 and January - July 2019

Make	Buses			
	July		January - July	
	new	used	new	used
OPEL	-	-	12	-
OTOKAR	-	4	-	5
PACIFIC	-	-	-	1
RENAULT	-	1	-	3
SAAB	-	-	-	1
SCANIA	-	3	2	16
SCANIA / ΥΠΕΡΚΑΤΑΣΚΕΥΕΣ ²	-	-	4	-
SETRA	-	8	8	53
TEMSA	-	5	3	27
UNVI	-	1	-	1
VAN HOOL	-	-	1	3
VOLKSWAGEN	-	4	-	16
VOLVO	-	2	-	12
XIAMEN KING LONG	-	1	-	5
TOTAL	8	127	272	830

1 : With 2nd/3rd stage manufacturer in Greece.

2 : With 2nd/3rd stage manufacturer abroad.

Graph 12. Sales of new buses by make (January - July 2019)

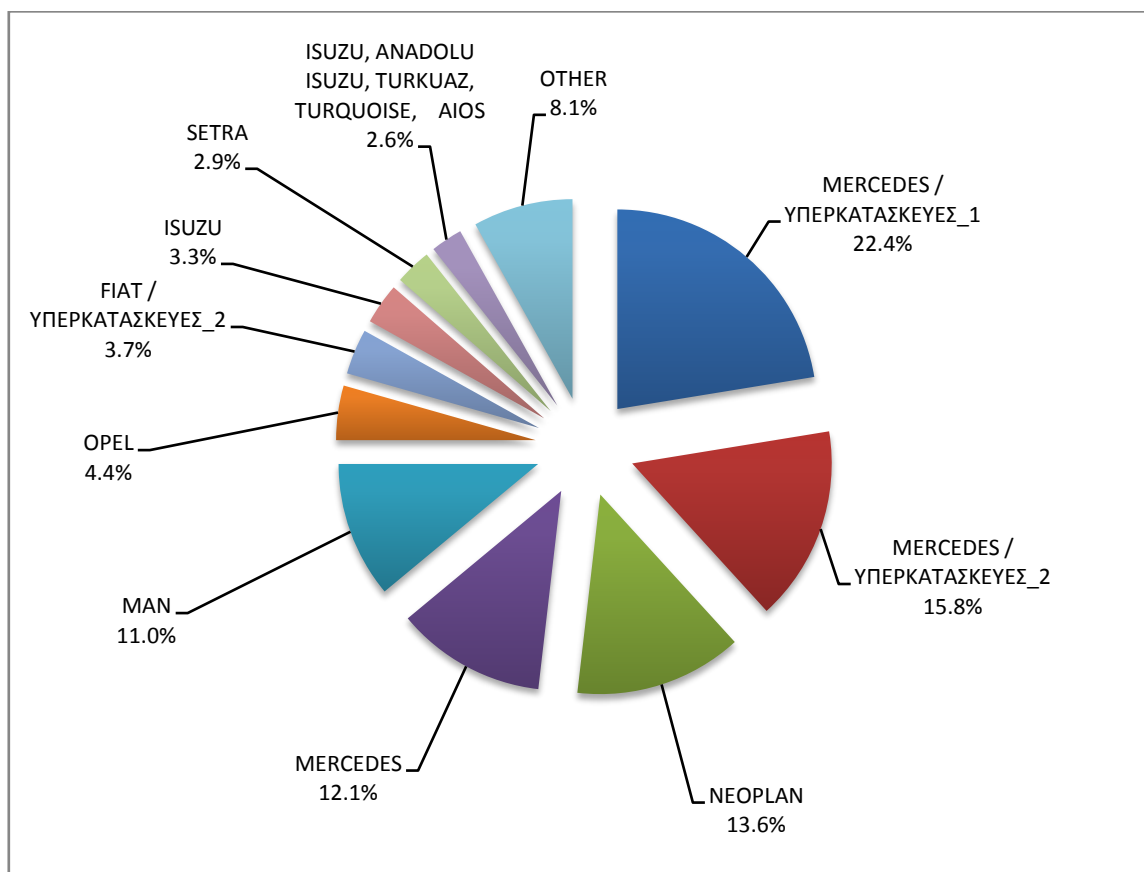


Table 7
Sales of new and used motorcycles by make or manufacturer: July and January - July 2019

Make	Motorcycles			
	July		January - July	
	new	used	new	used
ACCESS	-	-	1	-
ADIVA	-	-	-	1
AEON MOTOR	-	-	1	-
APRILIA	5	21	25	64
APRILIA, DERBI, GILERA di Piaggio & C. S.p.A.	-	-	3	-
ARIEL	-	1	-	1
AYO, HAOJIANG, ZHONGYU, THUMP, THUMPSTAR, KIDEN, ZONTES, Junak, SENKE, TANNY, TYAN, ROMET, ROMET MOTORS, ROUTER	-	-	9	-
BAJAJ	5	-	33	-
BASHAN	-	2	-	2
BASHAN, AMGroup, AMGroup Bike, DON, IRBIS, WORKER BEAR, Nomik ATV 2	2	-	28	-
BENELLI	34	-	222	3
BETA	2	1	24	2
BMW	80	12	494	96
BOMBARDIER RECREATIONAL PRODUCTS ING (BRP)	1	1	6	3
BRIXTON	10	-	41	-
C.P.I. MOTOR	-	-	-	1
CECTEK	-	-	1	-
CENNTRO, PLANTE	-	-	1	-
CFMOTO	36	-	131	2
CFMOTO, GOES	45	-	134	1
CG	-	-	2	-
CHANGZHOU KWANG	-	-	-	1
CHONGQING LIFAN	-	-	-	1
CLUB CAR, LLC	-	-	-	4
DAELIM	7	-	19	3
DAYANG, DAYTONA MOTORS, NIPPONIA, KUBA	46	-	384	2
DAYANG, DAYTONA MOTORS, NIPPONIA, SALCANO	393	2	1,877	7
DAYANG, ECOCREMO, ECOOTER, ECOOTOR, PINK, AGM, JCADI, Vmoto, TilGreen	-	-	1	-
DAYANG, NIPPONIA, TRUVA, DAYTONA	-	-	1	-
DIVINESTAR&MOON, GSMOON, QSTRONG	-	-	-	1
DUCATI	23	4	106	31
EAGLE	-	-	2	-
EVA, EMBUGGY, VINTAGE, EVANGEL	6	-	22	-
FANTIC MOTOR	1	-	2	-
GAS GAS	-	-	6	-
GILERA	-	-	-	7
GILERA, PIAGGIO	-	-	-	3
GOUPIL	-	-	2	-
GUANGZHOU DAYANG MOTOCYCLE	-	-	-	1
HANWAY, MASAI, JUNAK, Motorini, STMAX, ROMET, CLS, ROMET MOTORS, GEMINI, RIVERO	1	-	1	-
HAOJIAN, ZONTES, TAYO, Sharpon, IFINO, KIDEN, ZHONGYU, CUBTOM, DIYUN, NAMIN,TIM DERVI, VUKA, THUMP, RIPPER	-	-	11	-
HARLEY DAVIDSON	11	6	72	53
HEINKEL AG	-	-	-	1
HER CHEE, ADLY MOTO, MOTO ROMA	-	-	1	-

Table 7 (cont)
Sales of new and used motorcycles by make or manufacturer: July and January - July 2019

Make	Motorcycles			
	July		January - July	
	new	used	new	used
HESHAN, GOUJI, NANLIAN, MOTORCYCLE INDUSTRY, ORCAL, AJS, HERALD MOTOR COMPANY, MACBOR, MOTOB	-	-	1	-
HI-BIRD, KOAYENG, BELDERIA, OSMAN	-	-	-	1
HM	-	-	-	1
HONDA	583	85	2,541	444
HSUN, HISUN, APACHI, Mx, MASAI, HYTRACK, TRAPPER, PUMAREX, GEON, ASYAMOTOR, DAYTONA MOTORS, KRAL	41	-	197	-
HUSABERG	-	1	-	1
HUSQVARNA	5	-	17	1
HYOSUNG & S&T KANUNI	-	-	3	-
IANYING, TYM, XINBEN, TEYIN, RIYA, ONGYUNDA, SANBEN, ALFA, Senzo, La Souris, TCB, KENTOYA	-	-	14	-
INDIAN MOTORCYCLE	2	-	11	-
ITALCAR	-	-	2	-
JIAJUE, JOYRACE, MAXON, GINEVA MOTO, MONDIAL, UGUR, DERRACE, VIARELLI, Berini, MAGPOWER, ROMET MOTORS	-	-	2	-
JIANSHE	2	-	5	-
JIANSHE, GEMINI	-	-	1	-
JIAYUAN	3	-	25	-
JINLANG, ZUNDAPP, XHODNA, APGmoto, COLIBRI, RAZORY, VIARELLI, SUMCO, FLEX TECH, IVA, TNT moto	1	-	6	-
JINLANG, ZUNDAPP, XHODNA, APGmoto, COLIBRI, RAZORY, VIARELLI, SUMCO, FLEX TECH, IVA	-	-	1	-
JONWAY, SHENKE, HUIBANG	-	-	1	-
KAWASAKI	31	8	157	42
KENOS	-	1	-	1
KLHMASAI	-	-	-	1
KTM	37	7	190	29
KWANG YANG	-	1	-	13
KYMCO	437	52	1,602	308
LAMBRETTA	3	-	14	-
LAVERDA	-	-	-	2
LIFAN, HONLEI, SKYGO, BISAN-LIFAN	1	-	1	-
LIFAN, SKYGO, HONLEI, BISAN-LIFAN, TRUVA, SALCANO, YUKI, RAMZEY, BRANSON, SUMCO, NEMO, XPLOER, LEVO, ACONDA	-	-	1	-
Lingzhida, LINZDA, LINDN, LINYI, LONGMAO, NLIGHT	2	-	2	-
LINHAI, KUBA, ONLINE, LHY	5	-	74	-
LINHAI, LHY, KUBA	-	-	2	-
LINHAI, LHY, KUBA, HYTRACK	-	-	3	-
LINHAI, SINNIS	-	-	1	-
LML	-	-	-	2
LONCIN	-	-	-	2
LONGJIA, ITALJET, ORCAL, BEELINE	3	-	8	1
LONGJIA, ITALJET, ORCAL, BEELINE, ROMET MOTORS, GEMINI, LEXMOTO, JAHANRO, VGA, DAYTONA MOTORS	3	-	23	-
LONGJIA, ORCAL, TNT MOTOR, BEELINE, VGA, ITALJET, GEMINI, lexmoto, Jahanro, italo, NECO	19	-	48	-
MALAGUTI	-	-	-	12
MBK	8	3	27	16
MELEX	1	-	1	-

Table 7 (cont)
Sales of new and used motorcycles by make or manufacturer: July and January - July 2019

Make	Motorcycles			
	July		January - July	
	new	used	new	used
MG MOTO	10	-	17	-
MGK HM	328	-	1,507	4
MINSK, ZONGSHEN, IRIBIS, MONDIAL, LEXMOTO, JUNAK, HONLEY, OVERBIKES	-	-	3	-
MODENAS	-	2	-	7
MONDIAL, PELPI INTERNATIONAL	-	-	7	-
MOTO GUZZI	4	-	33	1
MOTO GUZZI di Piaggio & S.p.A	1	-	1	-
MOTO S.P.A	-	-	3	-
MV AGUSTA	1	-	4	1
NIU, NUUV	8	-	22	-
PEUGEOT	32	6	115	17
PGO	-	-	2	-
PIAGGIO	1,094	54	4,242	319
PIAGGIO, APRILIA	-	1	-	1
PIONEER	-	-	-	1
POLARIS	11	-	81	4
QINGQI	-	-	4	-
QINGQI, CLEVELAND CYCLEWERKS ACE, CLEVELAND ACE, CLEVELAND CYCLEWERKS ACE DELUXE	-	-	6	-
QINGQI, KADIRGA	-	-	1	-
QINGQI, PIONEER, i-moto, SUPERBYKE, KENROD, QLINK,YUKI, SACHS-Bikes, DAYTONA	-	-	1	-
QINGQI, YUKI, KARCHER, DAYTONA, SINNIS, KREIDLER	-	-	1	-
QJ , QJIANG, KEEWAY, LEONE	-	-	3	1
QJ, QJIANG, KEEWAY, LEONE, KUBA, RKS, BENELLI, VENGO	4	-	26	-
QJ, QJIANG, KEEWAY, LEONE, KUBA, RKS, TELL, EMPIRE KEEWAY, BENELLI, VENGO	34	-	108	-
QJ, QJIANG, KEEWAY, LEONE, RKS, BENELLI, EMPIRE KEEWAY, KUBA	66	1	272	3
QJ, QJIANG, KEEWAY, LEONE, tell, KUBA, RKS, BENELLI, VENGO	13	-	52	-
QSTRONG	-	-	-	1
QUADDY	-	-	1	-
QUADRO, QUADRO VEHICLES	-	-	6	3
RAGE	-	-	-	1
REGARD, GOES, HIGHROADER, VOCH, FRISIAN MOTORS	-	-	1	-
RENLI	1	-	1	-
REVA	-	-	-	1
ROYAL ENFIELD	1	-	9	2
Royalloy,Royal Alloy,RA,SCOMADI,VALENTINO,VALENTINO MOTORI	2	-	18	-
SANYANG	-	2	-	10
SCUTUM, ETRIX, SILENCE	-	-	1	-
SHANYANG, ATLAS PANTHER, YAMAZUKI MOTO, MOTORKING, Hirlee, XB	4	-	29	1
SHARE'NGO, ZHIDOU	-	-	2	16
SHERCO	2	1	5	4
SHINERAY, MONDIAL, DAYTONA MOTORS, WK, ROMET MOTORS, MASH, M1NSK, WK BIKES	-	1	17	1
SKYTEAM	-	1	-	2
SKYTEAM, SACIN, METALCO, SOKUDO, BAZUKA, MINICO, MOTOS BORDOY, SUMCO, ROXON, CSR, MONKEY BIKES, FAZTEK	1	-	5	-

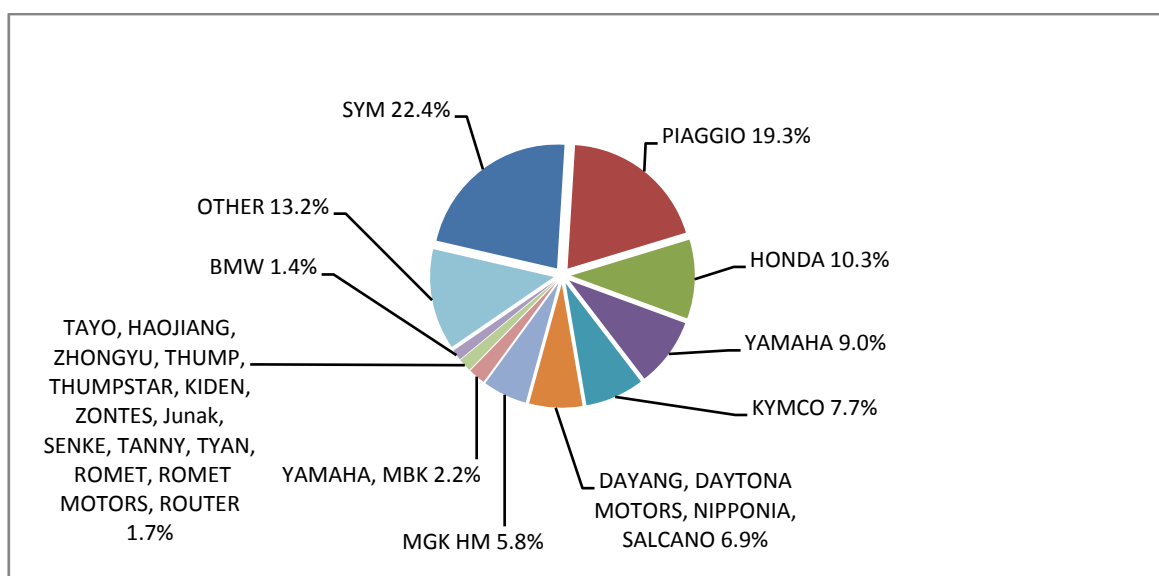
Table 7 (cont)
Sales of new and used motorcycles by make or manufacturer: July and January - July 2019

Make	Motorcycles			
	July		January - July	
	new	used	new	used
SKYTEAM, SASIN, CSR, METALCO, SOKUDO, BAZUKA, MINICO, MOTOSBASI	1	-	10	1
STMAX, KINGDAY	-	-	1	-
SUZUKI	59	25	272	143
SWM	-	-	1	-
SYM	1,265	15	5,562	114
TAYO, HAOJIANG, ZHONGYU, THUMP, THUMPSTAR, KIDEN, ZONTES, Junak, SENKE, TANNY, TYAN, ROMET, ROMET MOTORS, ROUTER	97	-	285	1
TCB	1	-	1	-
TGB	-	-	-	1
TIANYING, RIYA, HONGYUNDA, TYM, HONLING	1	-	1	-
TIANYING, RIYA, HONGYUNDA, TYM, HONLING, TAMCO, ALISON, DMK MOTORS, WLIE, LEEWAY, WLXQ, AP Gmoto, ALFA	5	1	32	1
TIANYING, TYM, XINBEN, TEYIN, RIYA, HONGYUNDA, SANBEN, ALFA, Senzo, La Souris, TCB	10	-	10	-
TM RACING	-	-	1	1
TODAY SUNSHINE	-	-	2	-
TRIUMPH	17	1	94	11
TUK TUK FACTORY , Tuk Tuk Company, Tuk Tuk, Ecotuk, Eco-Tuk, Tuk-E, E-tuk, Tuxi, TTF, TTC, tripp, Sam-Lor	3	-	5	-
UM	-	-	-	1
VALENTI	-	-	-	1
VICTORY MOTORCYCLES DIVISION, POLARIS INDUSTRIES INC	-	-	-	2
VMOTO, E-MAX, FMC, JINYING, DAO, VENGO, TELL, SXT	-	-	3	-
WANGYE, SANBEN, UM, KENOS, SUPERBYKE, MDC, MISTRAL, STREET ELEGANCE, 4WMOTO, RIVERO, VIKERS, ZIPP, SANLI, GOWINN	1	-	4	-
WANGYE, SANBEN, UM, MONDIAL, KENOS, SUPERBYKE, RIALI, MDC, STREET ELEGANCE, 4WMOTO, MISTRAL, RIVERO, VIKERS	-	-	1	-
WONJAN, SAMADA	1	-	2	-
XGJAO	-	1	-	1
XGJAO, ZIPP, TOROS, ROMET, ROMET MOTORS, ROUTER, VEEROAD, DAYTONA MOTORS, GEMINI, MH MOTORCYCLES, MTG MOTORS	12	-	91	-
XINGYUE, QSTRON	-	-	1	-
YAMAHA	508	100	2,234	524
YAMAHA, MBK	127	-	570	1
YINGANG, BENYI, ROMET MOTORS, YUKI, ROUTER, MOTORAN, DAYTONA MOTORS, M1NSK, HAMACHI, KUBA, MONDIAL	7	-	53	-
YINXIANG	-	-	3	-
YINXIANG, KENBO	-	-	2	-
YINXIANG, MONDIAL, GEMINI, TCB	2	-	5	-
ZHONGNENG, ZNEN, AGM, AJS, YUKI, COLIBRI	-	-	1	-
ZHONGNENG, ZNEN, AGM, AJS, YUKI, COLIBRI, EUROCKA, BTC, NOVA MOTORS, LEXMOTO, Actionbikes Motors	26	-	87	-
ZHONGNENG, ZNEN, DADO, DIRECT BIKES, GOWINN, VIVACOX, NECO, AGM, LEE, ASYA	-	1	-	1
ZONGSHEN	-	-	1	-
ZONGSHEN, ZIP STAR, Lexmoto, ICONE, VORTEX, M1NSK, MACBOR, MONDIAL, ROMET MOTORS, SINNI, SPARKSTER, OVER BIKES	-	-	8	-
ZONGSHEN, ZIP STAR, ZEALSUN, KENTOYA, MOTOROMA, PRONAR, KEEWAY, MOTOVELO, ASYA	1	-	2	1
ZONGSHEN, ZIP STAR, ZEALSUN, RYMCO	1	-	14	-

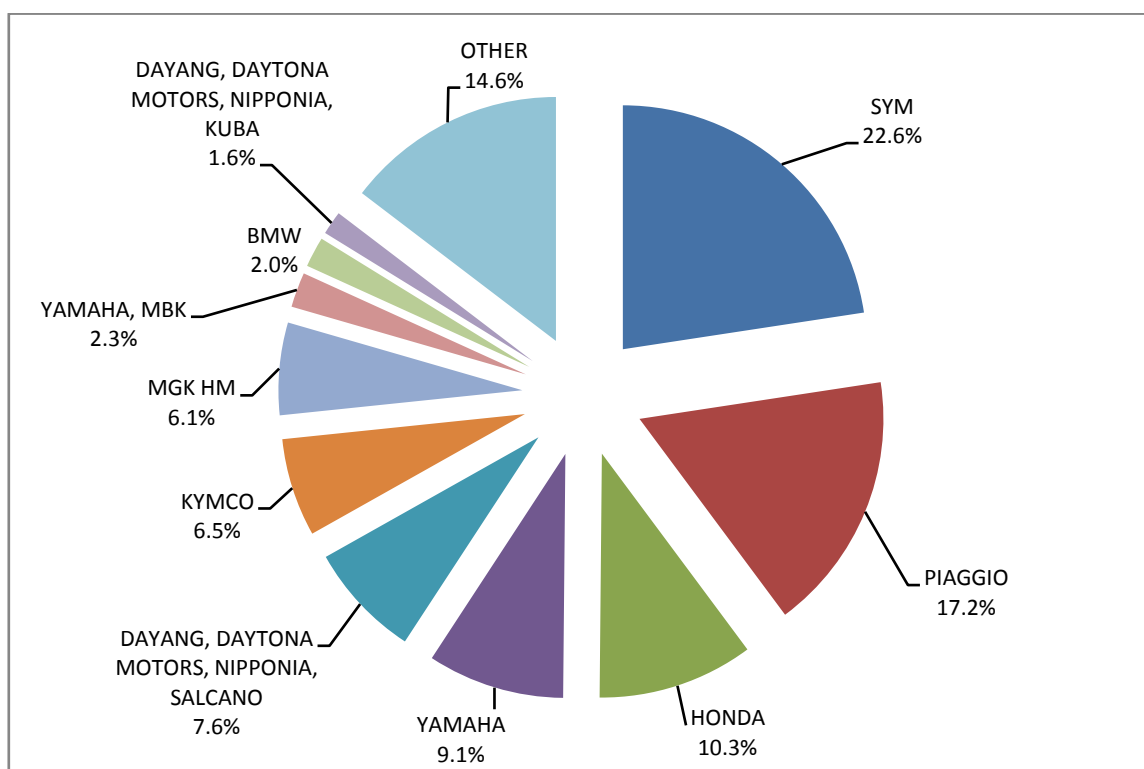
Table 7 (cont)
Sales of new and used motorcycles by make or manufacturer: July and January - July 2019

Make	Motorcycles			
	July		January - July	
	new	used	new	used
ZONGSHEN, ZIPSTAR, ICONE, JUNAK, Lexmoto, MH Motorcycles, MINSK, MONDIAL, ROMET MOTORS, SINNIS	-	-	3	-
ZONGSHEN, ZIPSTAR, ZEALSUN, KENTO	1	-	5	-
TOTAL	5,658	421	24,617	2,374

Graph 13. Sales of new motorcycles (July 2019)



Graph 14. Sales of new motorcycles (January - July 2019)



EXPLANATORY NOTES

Survey on the issuing of new road motor vehicle circulation licenses	The survey on the issuing of new motor vehicle circulation licenses is a census survey. The released data give information, at country level, on the brand and type of the motor vehicle, as well as whether it is new or used. The survey does not include vehicles that move on rails, trolley busses, agricultural tractors and machinery. In addition, the following are excluded: all motor vehicles of the Armed Forces, Police, Fire Brigade, State Services, Diplomatic Corps, Foreign Missions, and Invalids of Wars, as well as motorcycles with a cylinder capacity less than 50 cc.
Legal basis	Law 3832/2010
Reference Period	July 2019
Coverage	The production of monthly data is based on the registers held by the Ministry of Infrastructure, Transport and Networks, which records all the monthly changes observed in the vehicle registration licenses at country level.
Definitions	<p>Road motor vehicle is any vehicle that, irrespective of the number of wheels, is moved by an engine and is designed to transport persons or cargo or both of them, either they are on the same single vehicle or on a trailer carried by the main motor vehicle.</p> <p>New road motor vehicle is any motor vehicle that is registered for the first time in Greece during the reference month and has not been put into circulation in any other country.</p> <p>Used motor vehicle is any motor vehicle that is registered for the first time in Greece and has been imported as a used one from abroad</p> <p>Passenger motor vehicle: it is a motor vehicle designed to carry mostly people, having no more than 9 seats, including the driver's seat.</p> <p>Bus: it is a motor vehicle, which is designed to carry mostly people, having more than 10 seats, including the driver's seat. In the corresponding tables of this Press Release, this category also includes articulated buses.</p> <p>Lorry: it is motor vehicle designed to carry mostly cargo. In the corresponding tables of this Press Release, this category also includes tractors, tow trucks, articulated tractors, and trucks with trailers.</p> <p>Motorcycle: any two-wheeled motor vehicle, with or without sidecar, with maximum authorized design speed over 45 km/h, or in case it is powered by a combustion engine, with a cylinder capacity of 50 cc or over. In the corresponding tables of this Press Release, this category also includes the three-wheeled motor vehicles – motor tricycles.</p> <p>Tricycle motor vehicle: it is a motor vehicle with three symmetrical wheels with maximum authorized design speed over 45 km/h, or in case it is powered by a combustion engine, with a cylinder capacity over the 50 cc. This category also includes four-wheel vehicles, except the light four-wheel motorcycles, whose empty vehicle tare (excluding the weight of the fuel or mixture of fuel-oil or the weight of the batteries for electric cars) is up to 400 kg in the case the vehicle is designed for passenger use or up to 550 kg in case the vehicle is designed to carry cargo and whose engine is up to 15KW.</p>
Methodology	Exhaustive Survey. The primary data derive from the Ministry of Infrastructure, Transport and Networks and are based on the issuing of new circulation licenses as they are registered by the Regional Offices for Transport and Communications.
References	More information (graphs, tables) concerning the survey on the issuing of new motor vehicle circulation licenses are available on the webpage of ELSTAT, www.statistics.gr , under the link http://www.statistics.gr/en/statistics/-/publication/SME24/-