



HELLENIC REPUBLIC



HELLENIC STATISTICAL AUTHORITY

Piraeus, 27 June 2019

PRESS RELEASE

ROAD FREIGHT TRANSPORT STATISTICS: 4th Quarter 2018

The Hellenic Statistical Authority announces the results of the road freight transport survey for the fourth quarter of 2018.

- According to the survey results, in the 4th quarter of 2018 compared to the 4th quarter of 2017, a decrease is observed in the weight of goods which were carried by road freight vehicles registered in Greece. Specifically, in the 4th quarter of 2018, the weight of goods carried by national¹ and international² road transport vehicles, amounted to 85,829.1 thousand tonnes compared with 97,829.5 k-tonnes in the respective period of 2017, thus recording a decrease of 12.3%. The tonne-kilometres in the 4th quarter of 2018 amounted to 7,413,563.3 thousands against 7,163,551.0 thousands in the respective period of 2017, thus recording an increase of 3.5% (Table 1, Graph 1).
- Table 2 illustrates the breakdown of the weight of goods carried and tonne-kilometres effected, by type of cargo. In terms of weight carried, the decrease observed in the 4th quarter of 2018 compared to the 4th quarter of 2017, is due mainly to the type “Solid bulk goods”. In terms of tonne-kilometres effected, the most significant increase was observed in the type of cargo “Solid bulk goods”, while the most significant decrease was observed in the type “Palletised goods”, over the same time period (Table 2, Graph 2).
- Table 3 illustrates, at the level of Large Geographical Areas (NUTS I), loading data with regard to the weight of freight and tonne-kilometres effected. Specifically, 46.3% of the loadings were observed in Voreia Ellada, recording a decrease of 30.7% in the 4th quarter of 2018 compared with the 4th quarter of 2017. All other Large Geographic Areas of the country recorded an increase in the loadings over the same period (Table 3, Graphs 3 and 4).
- Table 4 illustrates, at the level of Large Geographical Areas (NUTS I), unloading data with regard to the weight of freight and tonne-kilometres effected. Specifically, 46.2% of the unloadings were observed in Voreia Ellada, recording a decrease of 30.8% in the 4th quarter of 2018 compared with the 4th quarter of 2017. All other Large Geographic Areas of the country recorded an increase in the unloadings over the same period (Table 4, Graphs 5 and 6).

Information:

Division of Trade and Services Statistics
Section of Transport, Communications and Mass Media
Spyridoula Sideri
Tel.: +30 213 135 2056
Fax: 213 135 2496
Email: transport@statistics.gr

¹ National transport: transport where the point of departure and the point of arrival are located within Greece.

² International transport: the transport by a loaded or unloaded vehicle where the point of departure and the point of arrival are located in different EU Member States, or a transport from an EU Member State to a non-EU Member State, or between non-EU Member States.

Table 1. Freight transported by national and international road freight vehicles, registered in Greece, in tonnes and tonne-kilometres ⁽¹⁾, 4th quarter of 2018

Type of road freight transport	Weight of transported goods (k-tonnes)			Tonne-Kilometers (k-tkm)		
	2017	2018	change %	2017	2018	change %
National road freight transport	95,461.6	83,238.8	-12.8	3,707,291.9	4,055,093.2	9.4
International road freight transport	2,367.9	2,590.4	9.4	3,456,259.0	3,358,470.2	-2.8
Total	97,829.5	85,829.1	-12.3	7,163,551.0	7,413,563.3	3.5

(1) : Tonne-kilometres (tkm) = weight of transported goods x distance traveled

Graph 1: Tonne-kilometres effected by vehicles registered in Greece, 4th quarter 2017-2018

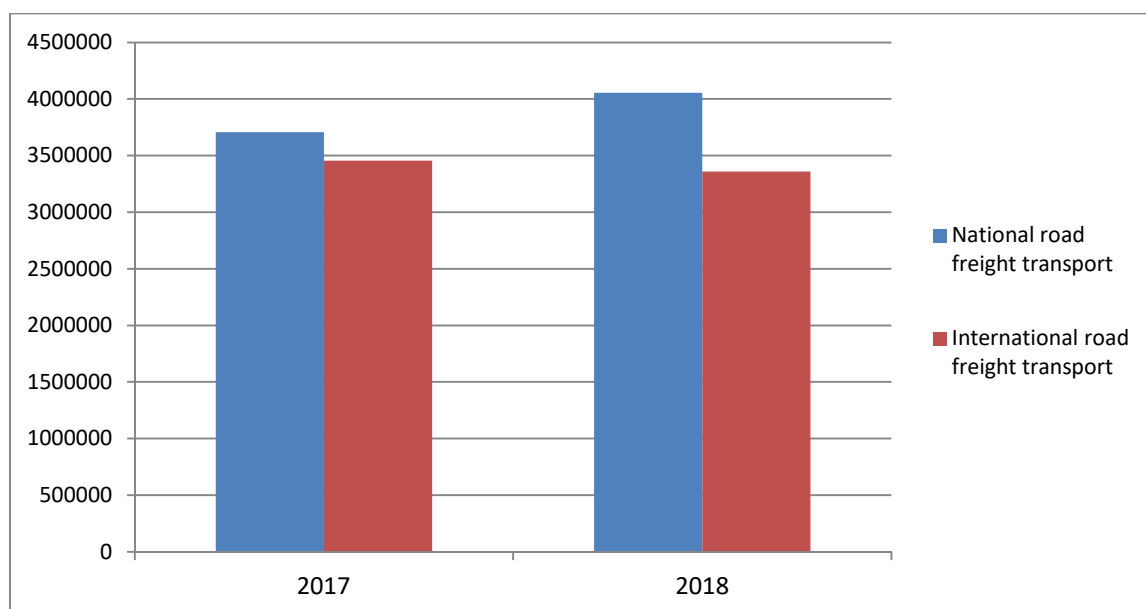


Table 2. Transport of goods by road freight transport vehicles and weight of goods in tonnes and tonne-kilometres, by type of cargo, 4th quarter of 2018

Type of cargo	Weight of transported goods (k-tonnes)			Tonne-kilometres (k-tkm)		
	2017	2018	change %	2017	2018	change %
<i>1 - Transport of goods loaded in Greece</i>	96,761.0	84,686.0	-12.5	5,553,199.9	5,851,223.1	5.4
Solid bulk goods (no cargo unit)	72,954.9	57,630.6	-21.0	1,550,395.6	2,194,032.0	41.5
Palletised goods	9,705.9	10,357.9	6.7	2,794,129.6	2,623,467.3	-6.1
Liquid bulk goods (no cargo unit)	6,581.2	7,773.0	18.1	437,292.5	631,558.9	44.4
Freight containers	3,962.9	6,144.3	55.0	78,408.6	128,934.8	64.4
Mobile, self-propelled units	518.8	976.5	88.2	82,377.5	89,516.2	8.7
Any other type of cargo	3,037.4	1,803.6	-40.6	610,596.2	183,713.8	-69.9
<i>2 - Transport of goods loaded abroad (all types of cargo)</i>	1,068.5	1,143.2	7.0	1,610,351.1	1,562,340.2	-3.0
TOTAL	97,829.5	85,829.1	-12.3	7,163,551.0	7,413,563.3	3.5

Graph 2: Weight of transported goods by type of cargo, loaded in Greece, 4th quarter 2017-2018

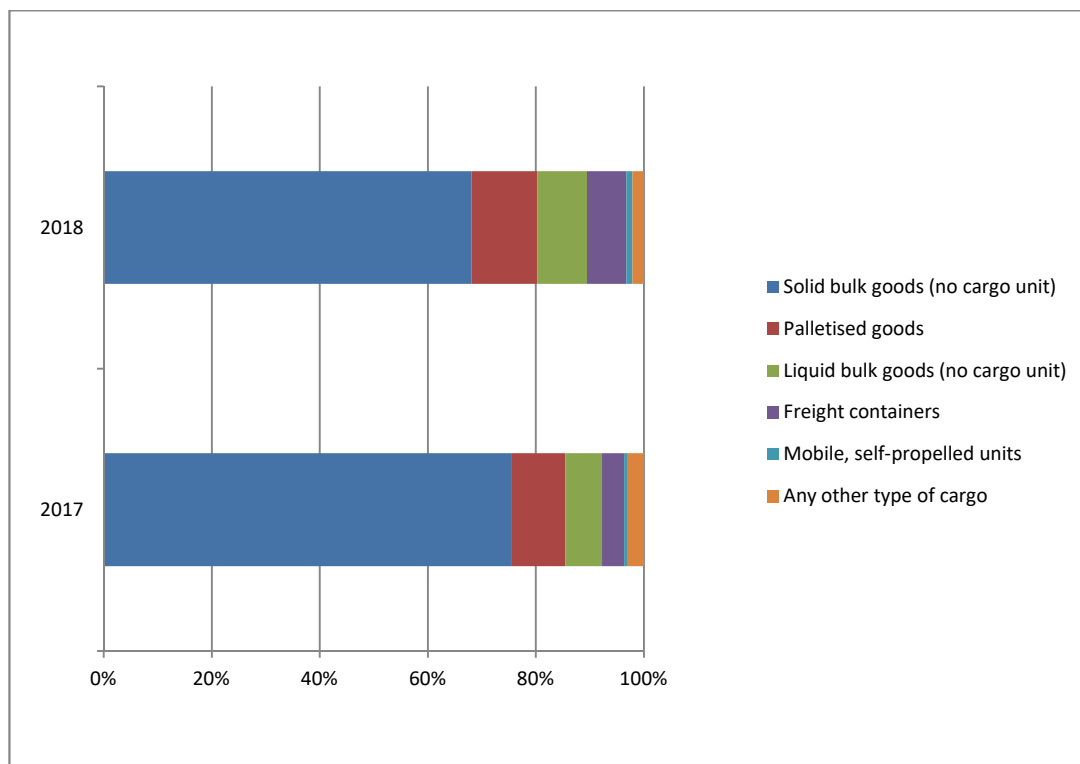
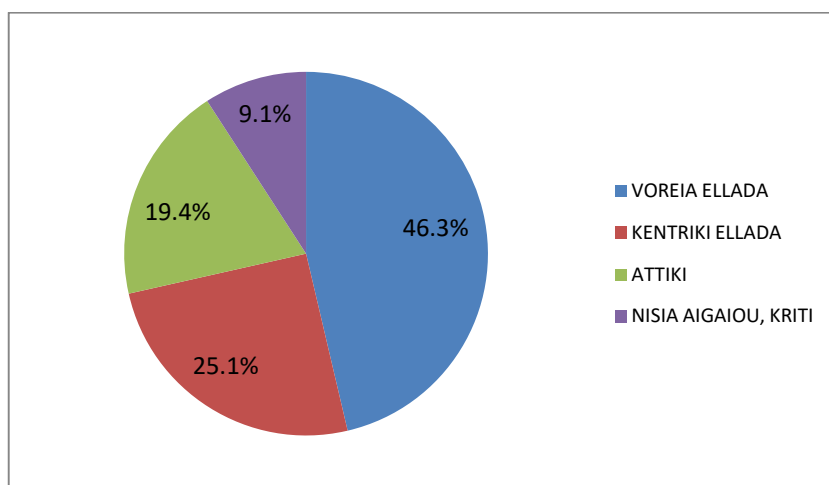


TABLE 3. Goods loaded on road freight transport vehicles (in national and international transport) by place of loading, weight of freight and tonne-kilometres, 4th quarter 2018

Place of loading	Weight of freight (k-tonnes)			Tonne-kilometres (k-tkm)		
<i>by Great Geographic Area (NUTS 1)</i>	2017	2018	change %	2017	2018	change %
VOREIA ELLADA	56,617.5	39,221.0	-30.7	2,446,796.5	2,761,872.1	12.9
KENTRIKI ELLADA	20,497.5	21,290.0	3.9	1,617,686.9	1,615,333.6	-0.1
ATTIKI	12,827.1	16,431.4	28.1	1,334,507.1	1,164,020.6	-12.8
NISIA AIGAIΟΥ, KRITI	6,819.0	7,743.7	13.6	154,209.4	309,996.8	101.0
GREECE, TOTAL	96,761.0	84,686.0	-12.5	5,553,199.9	5,851,223.1	5.4

Graph 3: Goods loaded on road freight transport vehicles, by place of loading, 4th quarter 2018



Graph 4: Weight of goods (k-tonnes) loaded on road freight transport vehicles, by place of loading in Greece, 4th quarter 2017-2018

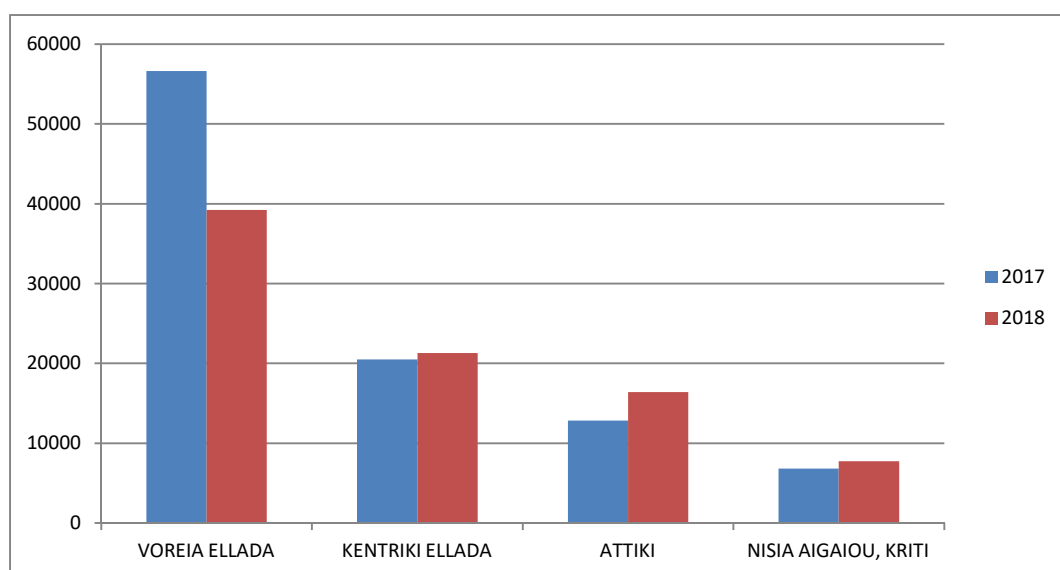
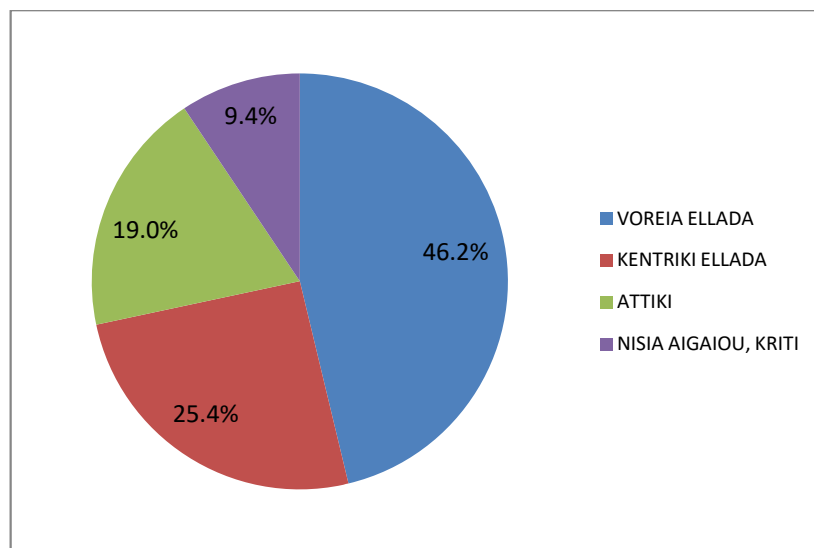


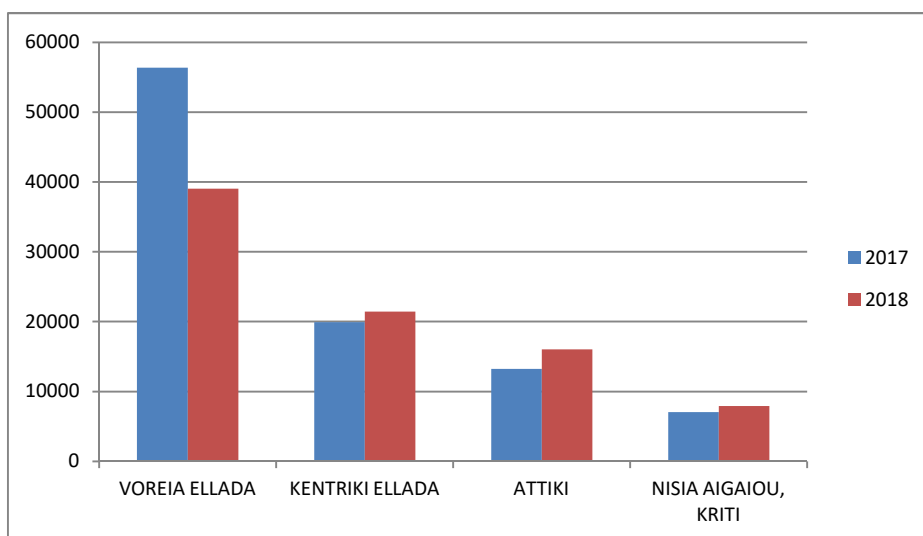
Table 4. Goods unloaded from road freight transport vehicles (in national and international transport) by place of unloading, weight of freight and tonne-kilometres, 4th quarter of 2018

Place of unloading <i>by Great Geographic Area (NUTS 1)</i>	Weight of freight (k-tonnes)			Tonne-kilometres (k-tkm)		
	2017	2018	change %	2017	2018	change %
VOREIA ELLADA	56,366.0	39,016.4	-30.8	2,187,442.9	2,527,115.7	15.5
KENTRIKI ELLADA	19,942.2	21,459.1	7.6	1,450,681.0	1,538,373.6	6.0
ATTIKI	13,214.2	16,011.4	21.2	1,547,656.7	1,325,833.0	-14.3
NISIA AIGAIΟΥ, KRITI	7,036.0	7,907.7	12.4	140,842.5	228,256.5	62.1
GREECE, TOTAL	96,558.4	84,394.5	-12.6	5,326,623.1	5,619,578.8	5.5

Graph 5: Goods unloaded from road freight transport vehicles, by place of unloading, 4th quarter 2018



Graph 6: Weight of goods (k-tonnes) unloaded from road freight transport vehicles, by place of unloading in Greece, 4th quarter 2017-2018



EXPLANATORY NOTES

SURVEY ON ROAD FREIGHT TRANSPORT	The survey on road freight transport is a quarterly survey which has been conducted in all EU Member States since 1999, by virtue of Council Regulation (EC) No 1172/98. The purpose of the survey is to monitor the carriage of goods by road by means of goods road transport vehicles, which are registered in each Member State, as well as the journeys made by such vehicles. The survey does not cover: a) goods road transport vehicles whose authorised weight or dimensions exceed the limits normally permitted in the Member States concerned and b) agricultural vehicles, military vehicles and vehicles belonging to central or local public administrations, with the exception of goods road transport vehicles belonging to public undertakings, and in particular railway undertakings. Each Member State may exclude from the scope of this Regulation goods road transport vehicles whose load capacity or maximum permissible weight is lower than a certain limit (3.5 tonnes of load capacity for Greece).
LEGAL FRAMEWORK	The survey is governed by Regulation (EU) No 70/2012 of the European Parliament and of the Council on statistical returns in respect of the carriage of goods by road. This Regulation is a recast edition of the Regulation (EC) 1172/98, which has been substantially amended several times.
REFERENCE PERIOD	Data refer to the 4th quarter of 2018.
SURVEY METHODOLOGY	The survey is conducted on a quarterly basis. The sample is equally distributed into the thirteen weeks of a quarter. Every vehicle is surveyed during a specific week of the year, from Monday to Sunday. The sample is selected on the basis of various criteria: the vehicle performing national or international road freight transport; the vehicle being for private or for public use; class of load capacity; type of chassis; registered office of the vehicle, etc. The questionnaires are processed and the data are produced in line with rules and guidelines laid down in the relevant Manual of Eurostat.
DEFINITIONS	<p><u>Registered vehicle</u>: the state of having been entered in a register of road transport vehicles, kept by an official body in a Member State, whether or not the registration is accompanied by the issue of a registration plate. In the case of carriage by means of a combination of road transport vehicles, the complete vehicle shall be deemed to be registered in the country where the goods road transport vehicle is registered.</p> <p><u>International Transport</u>: a) a laden journey undertaken by a vehicle the point of departure and the point of arrival of which are in two different Member States, b) a laden journey undertaken by a vehicle from a Member State to a third country or vice versa, c) a laden journey undertaken by a vehicle between third countries, d) an unladen journey in conjunction with the carriage referred to in points a), b) and c). International carriage shall be carried out subject to possession of a Community license.</p> <p><u>National transport</u>: transport by a loaded vehicle where the point of departure and the point of arrival are located in the same country (Greece).</p> <p><u>Load capacity</u>: maximum weight of goods declared permissible by the competent authority of the country of registration of the vehicle. When the goods road transport vehicle is a road train made up of a lorry with trailer, the load capacity of the road train is the sum of the load capacities of the lorry and the trailer.</p> <p><u>Place of loading</u>: the first place in which goods are loaded on the goods road transport vehicle, which was previously completely empty.</p> <p><u>Place of unloading</u>: the last place in which goods are unloaded from the goods road transport vehicle, which is subsequently completely empty.</p> <p><u>Distance traveled</u>: actual distance excluding the distance covered by the goods road transport vehicle while being transported by another means of transport.</p> <p><u>Types of journey</u>: 1) laden journey involving one single basic transport operation 2) laden journey involving several transport operations, but not considered as a collection or distribution round, 3) laden journey of the collection or distribution round type, 4) unladen journeys.</p>
REMARK	Any differences between the totals across tables are on account of rounding up.
REFERENCES	More information can be found on the portal of ELSTAT, www.statistics.gr , following the navigation path: <STATISTICS > INDUSTRY, TRADE, SERVICES, TRANSPORT > ROAD TRANSPORT > FREIGHT TRANSPORT >.

LARGE GEOGRAPHIC AREAS OF GREECE (NUTS I)

