



PRESS RELEASE

TRANSPORT VIA NATURAL GAS PIPELINES, FOR THE YEAR 2015

The Hellenic Statistical Authority (ELSTAT) announces, for the first time through this Press Release, statistical data on the transport of natural gas via pipelines in Greece, for the year 2015.

On the basis of the data of the Hellenic Gas Transmission System Operator (DESFA S.A.), in 2015 the total length of the natural gas transmission pipelines amounted to 1,459 km. More specifically, 512 km correspond to the main high pressure pipeline and 947 km to the transmission branches delivering natural gas all over Greece. The total length of the transmission network remained stable compared with 2014 (Table 1).

In 2015, maintenance expenditure on natural gas transmission infrastructure amounted to 1,487,000 euro, recording a 5% decrease in comparison with 1,566,000 euro in 2014. Investment on new infrastructure amounted to 49,284,000 euro in 2015 recording a decrease of 34.5% in comparison with 75,228,000 euro in 2014 (Table 2).

Table 3 presents data on the transmission of natural gas all over Greece. As regards the total quantity of natural gas deliveries at the entry points of the National Natural Gas Transmission System (NNGTS), in 2015 a 7.8% increase is observed in comparison with 2014. Accordingly, an increase of 7.4% is recorded in 2015 compared with 2014 as regards the total of natural gas off-takes at the exit points of NNGTS.

In 2015, the total transportation work amounted to 649 million tonne-kilometres (MtKm), recording an increase of 4.3% in comparison with 622 million tonne-kilometres (MtKm) in 2014.

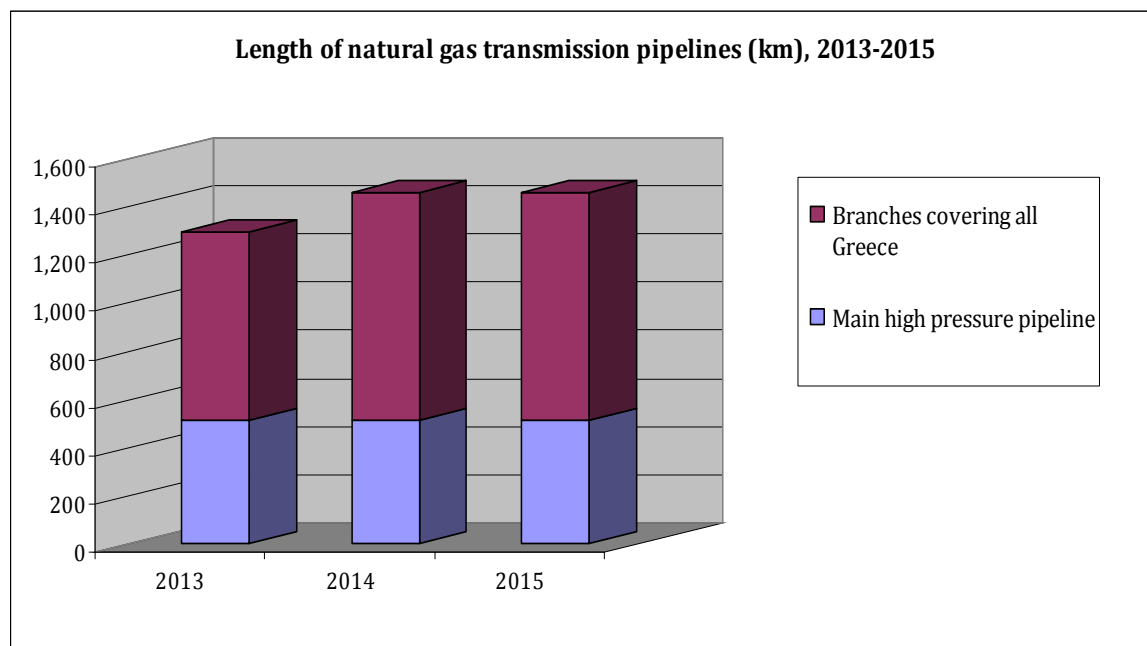
Table 4 presents data on natural gas deliveries and off-takes expressed as a share over the technical capacity of the entry-exit points of natural gas for the period 2013-2015. In 2015 compared with 2014, a slight increase is recorded in the exploitation of the system's technical capacity as regards deliveries, from 27.2 % to 29.3%, while a non-significant change is observed as regards the total amount of natural gas provided for final consumption (off-takes), from 14% to 13.9%.

Information:

Trade and Services Statistics Division
Section of Transport, Communications and Mass Media
Lefkothea Miliara
Tel.: +30 213 135 2507
Fax: +30 213 135 2496
E-mail: lmiliara@statistics.gr

Table 1. Length of natural gas transmission pipelines (km), 2013-2015

	2013	2014	2015	Change % 2014/2013	Change % 2015/2014
Main high pressure pipeline	512	512	512	0.0	0.0
Branches covering all Greece	780	947	947	21.4	0.0
Total	1,292	1,459	1,459	12.9	0.0

**Table 2. Expenditure on natural gas transmission infrastructure (euro), 2013-2015**

	2013	2014	2015	Change % 2014/2013	Change % 2015/2014
Maintenance	2,057,000.0	1,566,000.0	1,487,000.0	-23.9	-5.0
Investment on new infrastructure	77,603,000.0	75,228,000.0	49,284,000.0	-3.1	-34.5
Total	79,660,000.0	76,794,000.0	50,771,000.0	-3.6	-33.9

Table 3. Transmission of natural gas through the NNGTS, 2013-2015

	2013	2014	2015	Change % 2014/2013	Change % 2015/2014
Deliveries at entry points (MWh)	41,548,878	31,810,096	34,289,681	-23.4	7.8
Off-takes at exit points (MWh)	41,517,648	31,775,842	34,128,325	-23.5	7.4
Transport work (MtKm)	846	622	649	-26.5	4.3

Note: One tonne-kilometre corresponds to the transportation of one tonne of natural gas over a distance of one kilometre. One MWh is a unit of energy equivalent to 1MW of power expended for 1 hour of time.

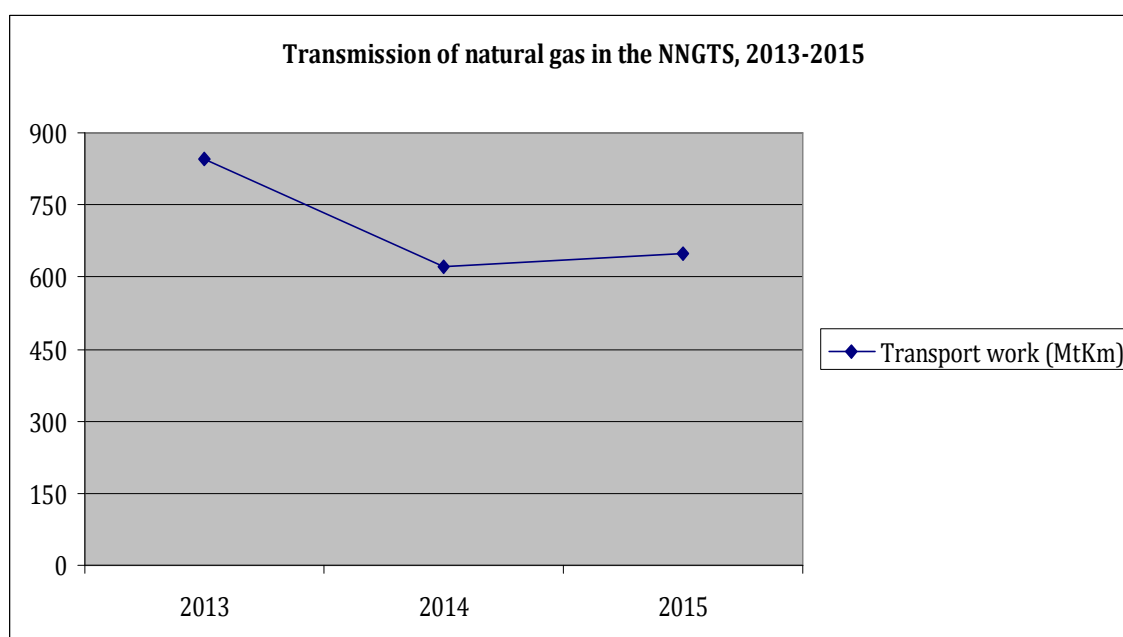
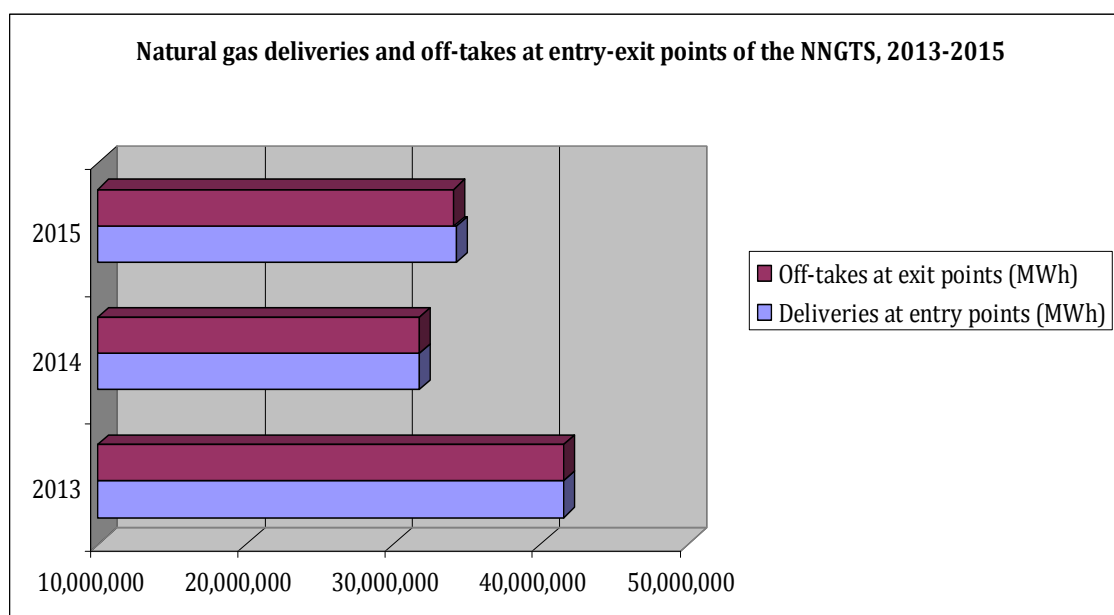
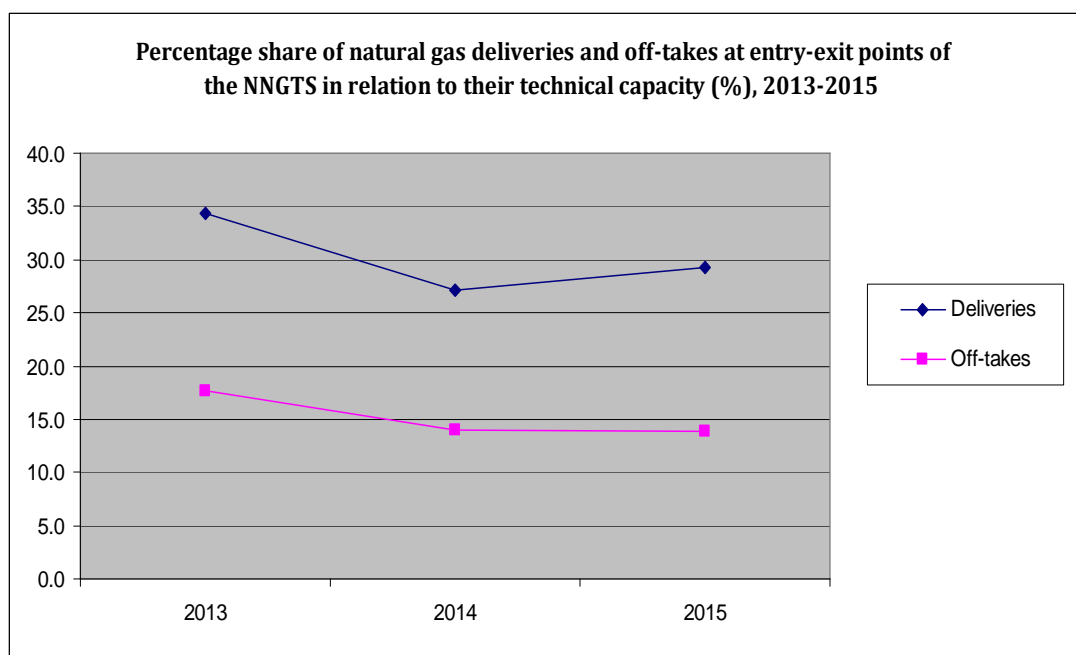


Table 4. Natural gas deliveries and off-takes at entry-exit points of the NNGTS in relation to their technical capacity, 2013-2015

	2013	2014	2015
Technical capacity of entry points (MWh/day)	331,143.1	320,644.0	320,590.5
Annual average deliveries at entry points (MWh/day)	113,832.5	87,150.9	93,944.3
Share of deliveries at entry points to their technical capacity (%)	34.4	27.2	29.3
Technical capacity of exit points (MWh/day)	645,882.0	622,057.8	672,947.4
Annual average off-takes at entry points (MWh/day)	113,747.0	87,057.1	93,502.3
Share of off-takes at exit points to their technical capacity (%)	17.6	14.0	13.9



Explanatory Notes

Transport of natural gas via pipelines in Greece	<p>Statistics produced on the transport of natural gas via pipelines is a new statistical work carried out by the Hellenic Statistical Authority with the aim of covering Eurostat's needs in statistical information. The data of this work refer to the transport work of the national network of natural gas pipelines of Greece.</p> <p>This statistical work is not governed by any regulation but it is implemented to meet needs in statistical information under a Gentlemen's Agreement. The conduct of this statistical work is included in the Annual Statistical Programme of ELSTAT since 2013 and it is conducted on a yearly basis.</p>
Legal Framework	
Reference period	<p>The data which are published for the first time refer to the year 2015 and data for 2013 and 2014 are also presented for comparison purposes.</p>
Methodology	<p>The data are provided by the Hellenic Natural Gas Transmission System Operator S.A. (DESFA AE) and are checked by the Transport Statistics Section in terms of completeness and correctness, and then are tabulated.</p>
Definitions	<p>Gas pipeline</p> <p>All parts of the pipe, including all its equipment such as valves, compressor stations, communications systems, and meters for the transportation of natural and/or supplemental gas from one point to another, usually from a point within the production or processing plant or at a distance therefrom in another pipeline or points of use.</p> <p>Enterprise for transport via pipelines</p> <p>An enterprise created to provide, in one or more places, transport services via oil or gas pipelines and whose main activity, on the basis of value added, is the transport of goods via oil or gas pipelines.</p> <p>Investment expenditure on infrastructure</p> <p>Expenditure for the construction of new infrastructure or the extension of existing infrastructure, including reconstruction, major repairs and renovations. Including expenditure on pumping and compression facilities.</p> <p>Expenditure on the maintenance of infrastructure</p> <p>Expenditure for keeping infrastructure operational. Such expenditure also includes maintenance expenditure for pumping and compression facilities.</p> <p>Technical capacity</p> <p>The maximum firm capacity that the National Natural Gas Transmission Operator can offer to the system users, taking into account the system integrity and the operational requirements of the National Natural Gas Transmission System.</p> <p>Exit points</p> <p>The last insulating joint weld on the pipeline which supplies the receiving natural gas installation within the plot land already purchased by DESFA for the construction of the relevant metering facilities, given that DESFA S.A. has not completed the installation works for the metering facilities through which gas shall be supplied from the transmission system to the relative receiving natural gas installation and until the completion of these metering facilities.</p>
References	<p>More information on Transport via Natural Gas Pipelines in Greece can be found on the website of the Hellenic Statistics Authority at the following link: "transport" http://www.statistics.gr/en/statistics/-/publication/SME28/-</p>