HELLENIC REPUBLIC

HELLENIC STATISTICAL AUTHORITY

Pireas, 30 December 2015

P R E S S R E L E A S E

ARRIVALS AND NIGHTS SPENT AT HOTELS, SIMILAR ESTABLISHMENTS AND TOURIST CAMPSITES: January - September 2015 (provisional data)

According to the survey of ELSTAT on arrivals and nights spent in hotels, similar establishments and tourist campsites, for the total of these establishments, an increase of 4.3% is recorded in arrivals (Table 1 and Diagram 1) and an 2.2% increase in nights spent (Table 2 and Diagram 2), for the period of January-September of 2015, compared with the corresponding period of 2014.

More specifically, during the period of January-September 2015, a significant increase, in absolute values, is observed in arrivals and nights spent in hotels, similar establishments and tourist campsites by non-residents of 4.9% and 2.4% respectively, while the arrivals and nights spent by residents, in absolute values, increased slightly (2.8% in arrivals and 1.0% in nights spent) (Tables 1 and 2 and Diagrams 1 and 2) compared with the corresponding period of 2014.

During the period of January-September 2015, the largest share of arrivals and nights spent in hotels, similar establishments and tourist campsites, is recorded by non-residents (70.9% of the arrivals and 83.3% of the nights spent).

According to the survey's results, for the period of January-September of 2015, the average of nights spent per person is 4.3 nights. More specifically, the average of nights spent for the non-residents is 5.1 while for the residents is 2.5 nights.

The total occupancy of the bed places in hotels and similar establishments (excluding tourist campsites), which is calculated taking into account the nights spent compared to the bed places that were in operation, amounted to 42.5% during January - September 2015, compared with 41.9% in the corresponding period of 2014 (Table 3 and Diagram 3).

Analytical data are provided in the attached tables and diagrams.

Information:
Trade and Services Statistics Division
Tourism Statistics Section
Evdokia Oikonomou, Marianna Apartoglou
Tel.: ++ 30 213 135 2168, 213 135 2942
Fax: ++ 30 213 135 2947
e-mail: evd.oikonomou@statistics.gr
m.apartoglou@statistics.gr

Table 1. Arrivals of residents and non-residents at hotels and similar establishments for January - September, 2014 and 2015*

Month	2014					2015					% change of the total arrivals 2015/2014
	Total	Hotels and similar establishments		Tourist campsites		Total	Hotels and similar establishments		Tourist campsites		
		Residents	Non residents	Residents	Non residents		Residents	Non residents	Residents	Non residents	
Total	**15,403,891**	**4,421,150**	**10,663,442**	**124,235**	**195,064**	**16,061,059**	**4,552,958**	**11,182,021**	**118,295**	**207,785**	**4.3**
January	479,484	354,400	124,781	165	138	484,533	342,019	142,191	162	161	1.1
February	480,858	344,931	135,763	72	92	530,318	374,045	156,087	83	103	10.3
March	647,404	432,343	214,688	75	298	692,102	445,434	246,294	89	285	6.9
April	1,034,259	447,848	582,616	339	3,456	1,152,133	497,016	650,731	523	3,863	11.4
May	1,989,444	415,317	1,555,831	2,781	15,515	2,120,972	545,806	1,549,929	6,951	18,286	6.6
June	2,450,010	519,412	1,890,034	14,223	26,341	2,541,216	515,920	1,982,006	12,954	30,336	3.7
July	2,902,722	646,080	2,158,790	42,402	55,450	2,969,716	555,001	2,318,162	36,118	60,435	2.3
August	3,117,313	773,210	2,218,184	58,838	67,081	3,163,974	767,730	2,273,795	55,212	67,237	1.5
September	2,302,397	487,609	1,782,755	5,340	26,693	2,406,095	509,987	1,862,826	6,203	27,079	4.5

* Provisional data

Table 2. Nights spent of residents and non-residents at hotels and similar establishments for January - September, 2014 and 2015*

Month	2014					2015					% change of the total arrivals 2015/2014
	Total	Hotels and similar establishments		Tourist campsites		Total	Hotels and similar establishments		Tourist campsites		
		Residents	Non residents	Residents	Non residents		Residents	Non residents	Residents	Non residents	
Total	**67,963,099**	**10,774,509**	**55,766,221**	**680,024**	**742,345**	**69,457,378**	**10,857,374**	**57,110,883**	**713,367**	**775,754**	**2.2**
January	1,011,944	704,094	306,328	636	886	1,061,695	687,650	372,628	252	1,165	4.9
February	1,017,317	684,774	331,814	194	535	1,131,881	752,350	378,523	179	829	11.3
March	1,386,833	876,660	509,002	229	942	1,479,196	887,086	590,840	269	1,001	6.7
April	2,789,288	975,792	1,804,915	1,215	7,366	3,032,107	1,040,262	1,980,929	2,536	8,380	8.7
May	7,753,192	849,968	6,828,918	27,025	47,281	8,203,152	1,131,693	6,961,189	52,309	57,961	5.8
June	12,040,088	1,186,574	10,671,753	78,182	103,579	12,007,445	1,144,721	10,663,390	91,518	107,816	-0.3
July	15,084,228	1,860,056	12,772,152	223,350	228,670	15,140,139	1,553,623	13,157,208	198,943	230,365	0.4
August	15,731,420	2,516,814	12,648,369	309,389	256,848	16,189,767	2,496,829	13,114,031	311,793	267,114	2.9
September	11,148,789	1,119,777	9,892,970	39,804	96,238	11,211,996	1,163,160	9,892,145	55,568	101,123	0.6

* Provisional data

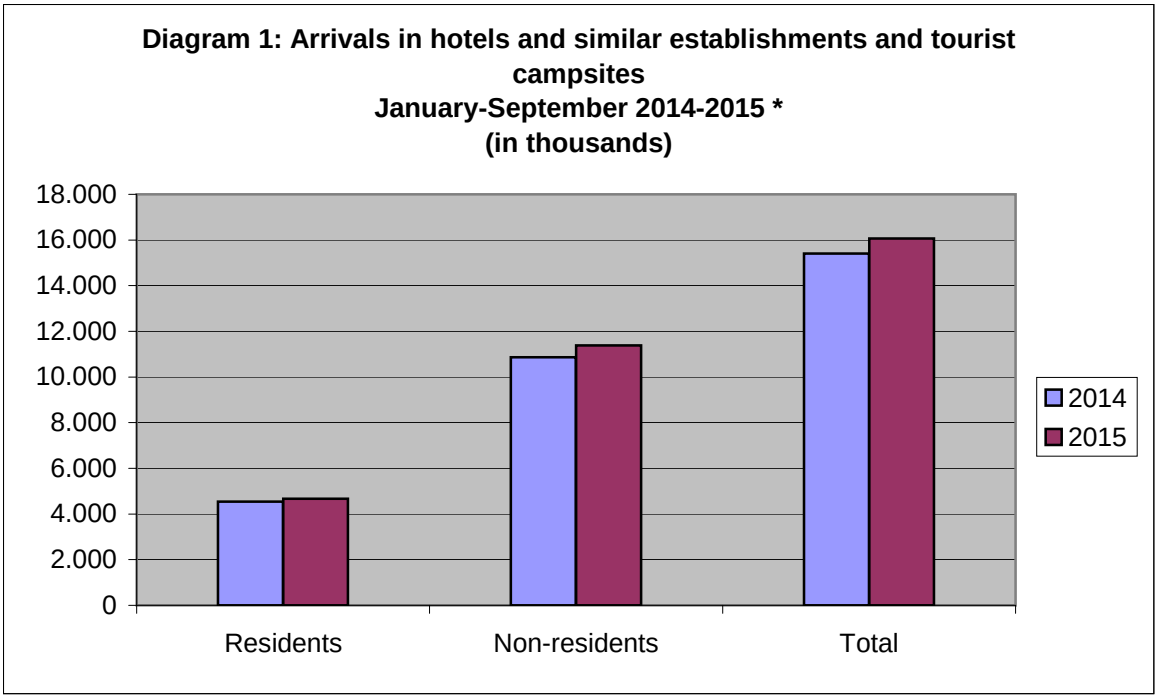
Diagram 1: Arrivals in hotels and similar establishments and tourist campsites
January-September 2014-2015 *
(in thousands)
18.000
16.000
14.000
12.000
10.000
8.000
6.000
4.000
2.000
0
Residents
Non-residents
Total
2014
2015

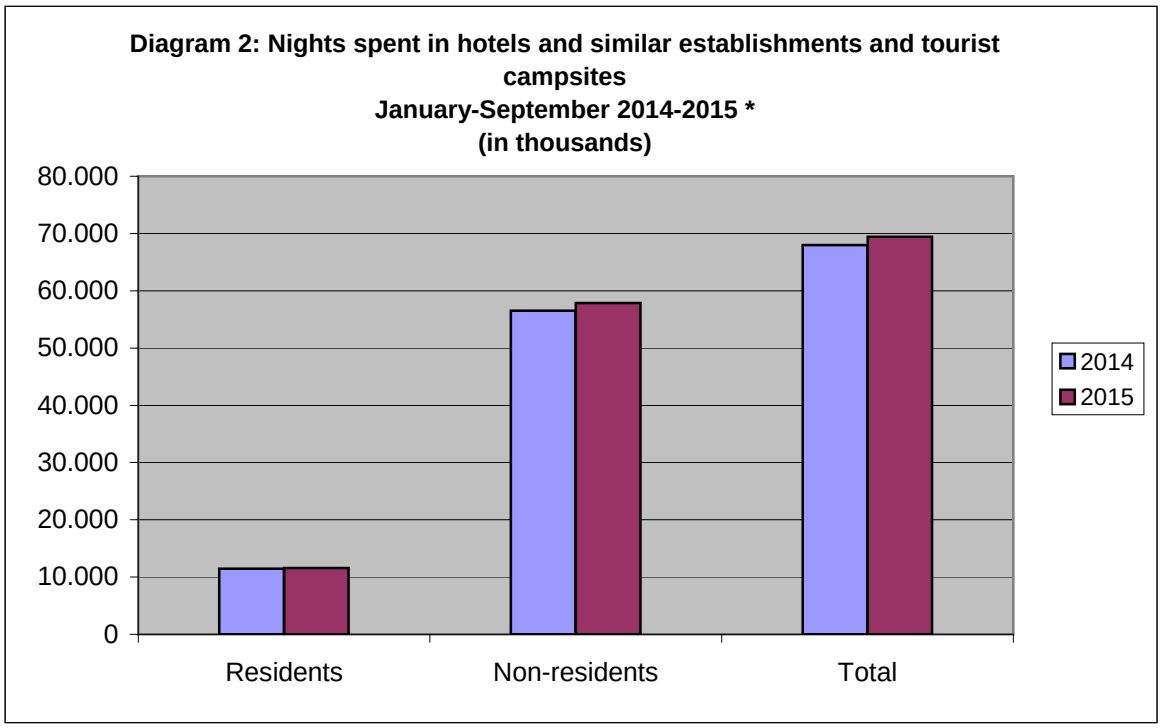
Diagram 2: Nights spent in hotels and similar establishments and tourist campsites
January-September 2014-2015 *
(in thousands)
80.000
70.000
60.000
50.000
40.000
30.000
20.000
10.000
0
Residents
Non-residents
Total
2014
2015

Table 3. Occupancy of the bed-places that where in operation in hotels and similar establishments for January - September, 2014 and 2015*

Month	Occupancy of bed-places	
	2014	2015*
Occupancy of the period	**41.9**	**42.5**
January	17.1	17.9
February	18.7	20.8
March	20.1	21.0
April	21.5	22.9
May	39.0	37.9
June	59.4	60.5
July	68.2	69.1
August	74.5	72.8
September	59.4	59.7

* Provisional data

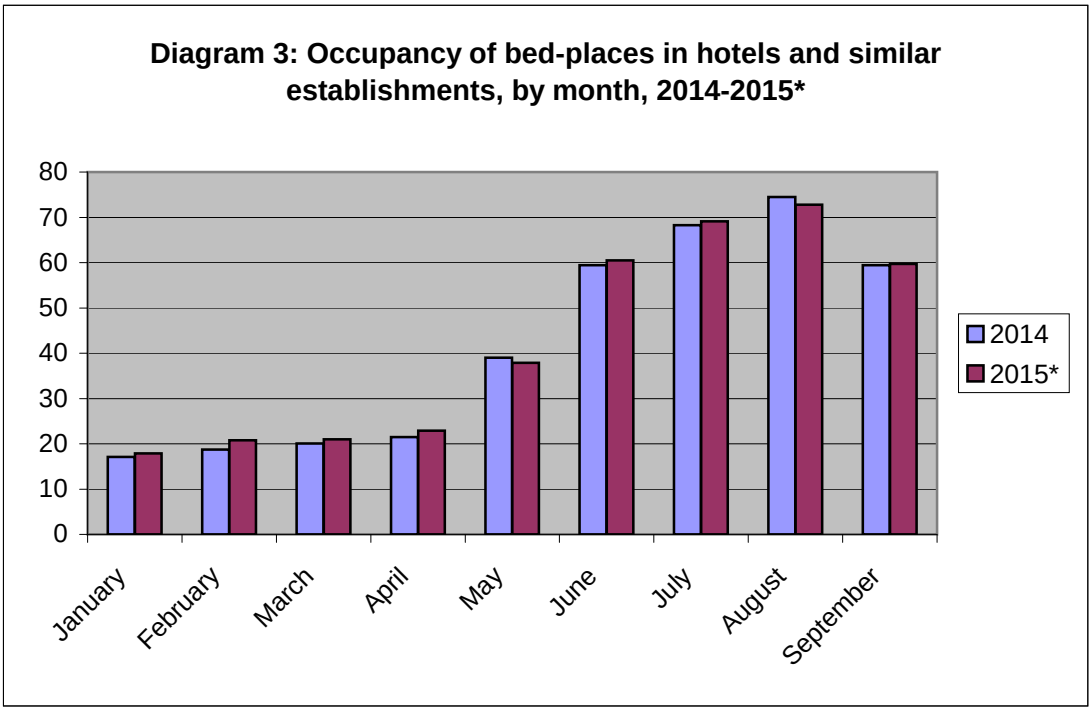

EXPLANATORY NOTES

Arrivals and nights spent at hotels, similar establishments and tourist campsites

Data of arrivals and nights spent at hotels, similar establishments and tourist campsites are collected from a monthly, census survey. Each establishment fills in a questionnaire, for every month that is in operation. It is mandatory for all hotels, similar establishemnts and camping to participate in the survey.

Legal frame

The survey is conducted pursuant to Regulation (EU) 692/2011.

Reference unit

Data refer to all establishments (hotels, similar establishments and tourist campsites) that are registered in the Hellenic Chamber of Hotels. ELSTAT receives the register every three months and upadates its register that is related to the survey.

Coverage

The results of the survey refer to about 80% of the total bed-places that are available. The reason why there is no estimation and projection of the results to 100% of the reference population is the fact that there is no information on the exact monthsduring which each establishment is in operation. The lack of this information makes it impossible to make this estimation for every month and hence for the total of the year.

Data dissemination

Final, annual data are published in September of the following year. As regards the annual data there is a press release and summary tables.

Reference period

January - September 2015

Definitions

Resident: a person is considered to be a resident in a country if the person has lived for most of the past year or 12 months in that country (regardless of the citizenship)

Non-resident: a person that does not live in the country (regardless of the citizenship)

Arrivals: The arrivals at the establishments are calculated for every person separately. The data refer to the total number of persons and not to the total number of room that were occupied. Only the persons that had at least one overnight stay at the establishment are calculated.

Nights spent: The nights are calculated for every person separately. The data refer to the total number of nights spent by every person and not to the total number of nights spent in every room.

Occupancy of bed-places: The monthly occupancy of bed-places is calculated taking into account the number of the bed-places that were in operation in each establishment. The rate refers to the occupancy that was accomplished, as opposed to the maximum occupancy that is expected according to the available bed-places.

The occupancy of the period is the result of the average occupancy rates of every month of the period, weighted by the bed-places that were in operation for each month.

Methodology

This is a monthly, census survey. The data come from the establishments, which fill in a questionnaire (by paper form or on-line application) for every month that each establishment is in operation. During the year ELSTAT updates regularly the register of the hotels, similar establishments and tourist campsites, so that the data refer to the actual number of establishments that are in operation. Also, regular reminders for the submission of the data are sent to the establishments, so that ELSTAT can gather as much data as possible.

The provisional data, for the period January - September, come from the estimation of the arrivals and nights spent, taking into account their trend compared to the previous year, which is derived from the data of a common sample of establishments and campsites.

References

More information on the survey is available on the web-page of the Hellenic Statistical Authority (www.statistics.gr). Section: Industry, Commerce, Services, Trasportations, Tourism, "Hotels, similar establishments and campsites occupancy".