



PRESS RELEASE

SURVEY ON CULTURAL ACTIVITIES, 2015

The Hellenic Statistical Authority (ELSTAT) announces, for the first time, a press release presenting the data of the Survey on Cultural Activities for the period 2005-2015.

Five (5) concise tables and the relevant graphs are presented below, illustrating some of the data collected by the survey during the last decade. All the findings of the survey are presented more analytically in the tables which are posted on the portal of ELSTAT.

On the basis of the available data deriving from the latest survey conducted in 2015, it is observed that:

- 19 properties of archaeological interest were expropriated by the Directorate of Expropriations and Property of the Ministry of Culture and Sports and the relevant compensation paid amounted to 2.070.622 euro, recording an increase in comparison with 2014 (Table 1, Graph 1).
- The receipts of the Archaeological Receipts Fund, in 2015, amounted to 4.783.193 euro, recording an increase in comparison with the corresponding receipts in 2014 (Table 2, Graph 2).
- The subsidies granted to cultural entities, such as museums, art galleries, theatre, film and classical dance associations, municipal and regional theatres, etc. fell to 27.723.841 euro in 2015, thus recording a decrease in comparison with the subsidies given in 2014 (Table 3, Graph 3).
- In 2015, the teaching personnel of vocational theatre, dance, film and music schools and conservatoires amounted to 7.276 persons, the number of students to 51.777 and the number of graduates, obtaining a diploma or relevant degree, to 2.039. In comparison with the corresponding data in 2014, a decrease is observed as regards the teaching personnel and the number of students, while an increase is recorded in the number of graduates (Table 4, Graph 4).
- In 2015, the Ministry of Culture and Sports supported the organisation of 19 pan-hellenic and local conferences and 3 international conferences, recording an increase in comparison with the conferences supported in 2014 (Table 5, Graph 5).

Information

Social Statistics Division

Section of Culture and Sports Statistics

Argyro Pateraki, Marios Vasilopoulos

Tel.: +30 213 135 2129, +30 213 1352753

E-mail: ar.pateraki@statistics.gr m.vasilopoulos@statistics.gr

Table 1. Expropriated Properties of Archeological Interest and Compensation Paid (2005-2015)

Year	Expropriated Properties	Compensation Paid (€)
2005	54	14,021,832 €
2006	72	17,133,976 €
2007	84	7,406,732 €
2008	36	8,419,678 €
2009	30	7,311,497 €
2010	54	10,852,417 €
2011	13	2,237,270 €
2012	6	1,837,305 €
2013	6	1,084,544 €
2014	4	523,516 €
2015	19	2,070,622 €

Graph 1. Expropriated Properties of Archeological Interest and Compensation Paid (2005-2015)

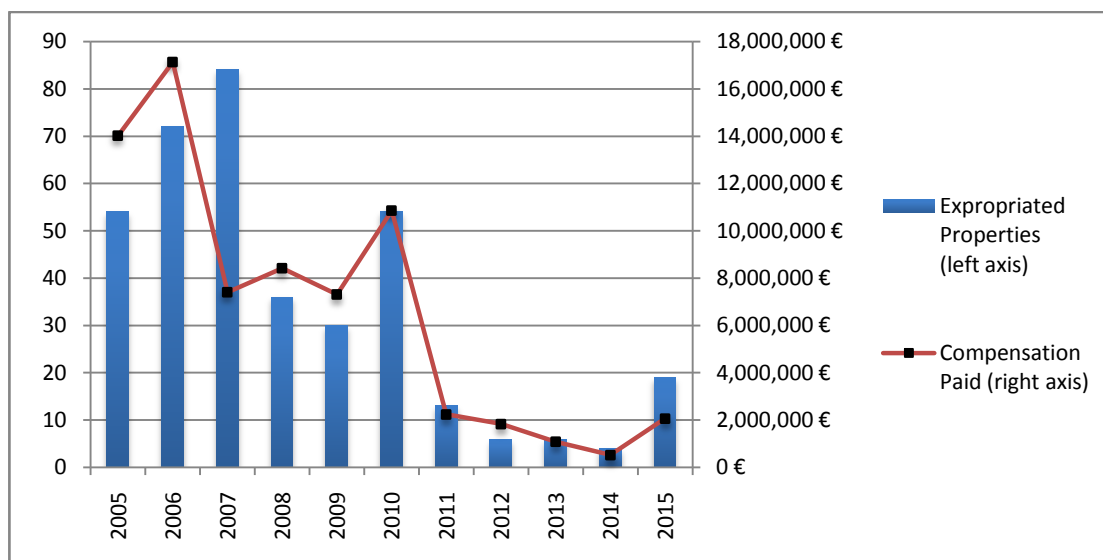
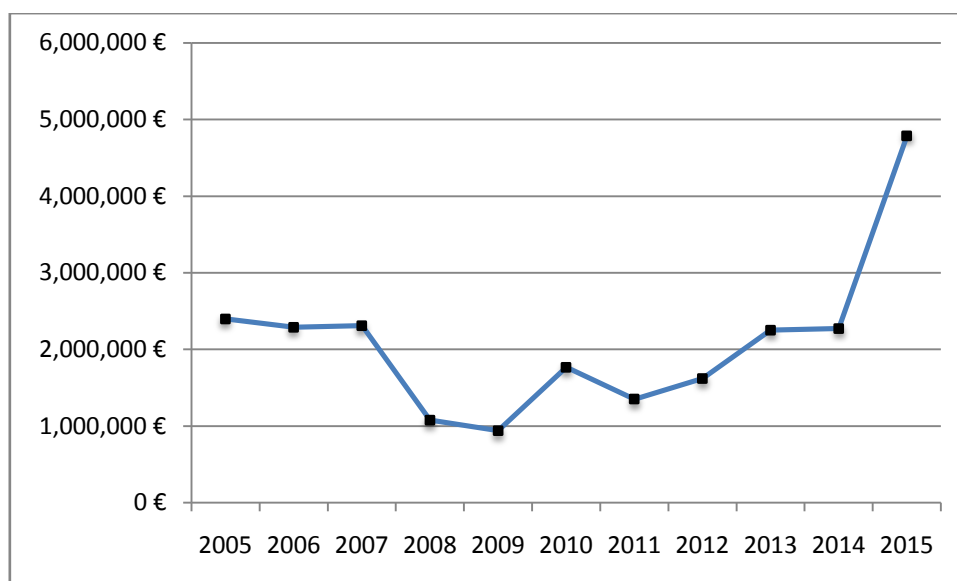


Table 2. Receipts¹ of the Archaeological Receipts Fund (2005-2015)

Year	Receipts of the Archaeological Receipts Fund
2005	2,396,155 €
2006	2,287,682 €
2007	2,307,742 €
2008	1,078,227 €
2009	939,290 €
2010	1,767,226 €
2011	1,350,387 €
2012	1,619,108 €
2013	2,251,283 €
2014	2,271,147 €
2015	4,783,193 €

Graph 2. Receipts¹ of the Archaeological Receipts Fund (2005-2015)



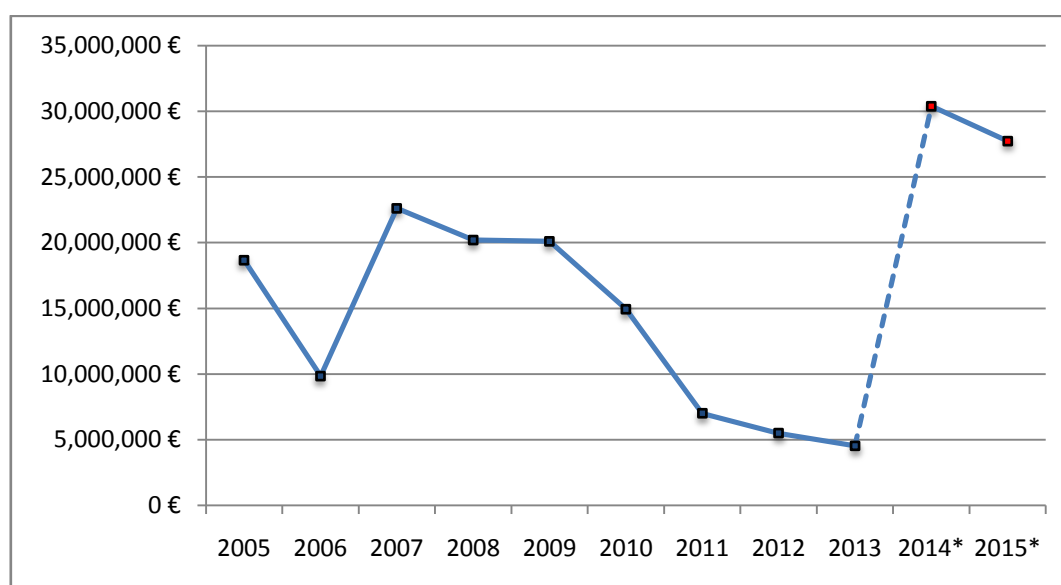
¹ The Receipts of the Archaeological Receipts Fund refer to duties collected from Licenses for Photographing and Filming Museums and Archaeological Sites, from the sales of Masters and Replicas of Archaeological Objects, sales of Brochures and other printed material, etc.

Table 3. Subsidies granted to cultural entities (2005-2015)

Year	Subsidies granted to cultural entities
2005	18,656,762 €
2006	9,842,782 €
2007	22,610,144 €
2008	20,197,749 €
2009	20,086,000 €
2010	14,926,520 €
2011	7,002,531 €
2012	5,492,362 €
2013	4,535,050 €
2014*	30,373,781 €
2015*	27,723,841 €

**From 2014 onwards, the competent Directorates of the Ministry of Culture and Sports provided to ELSTAT additional data on subsidies, mostly pertaining to film and music entities.*

Graph 3. Subsidies granted to cultural entities (2005-2015)



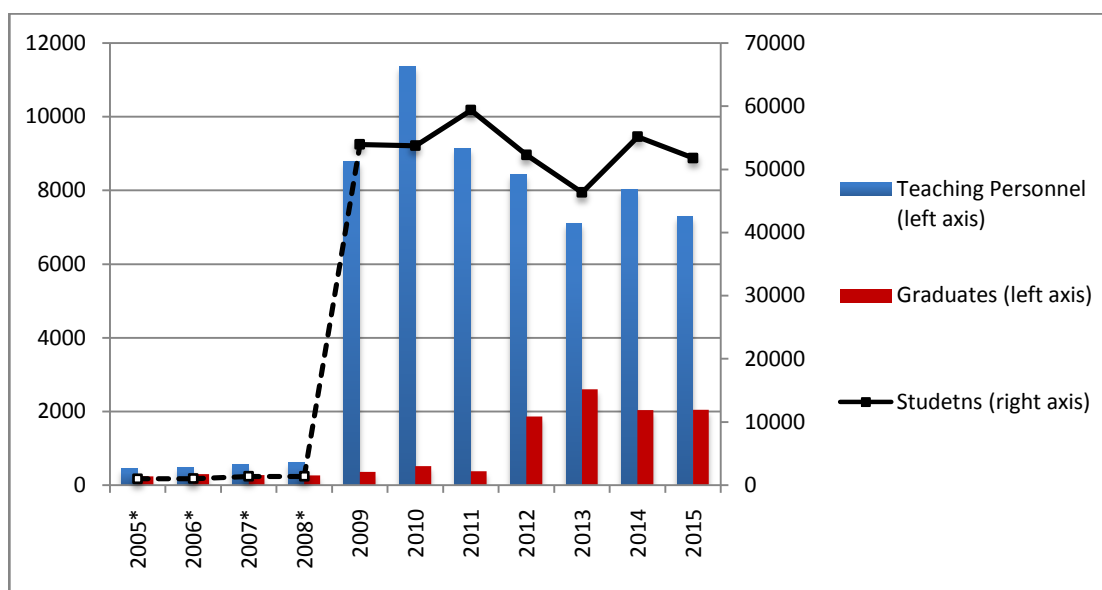
**From 2014 onwards, the competent Directorates of the Ministry of Culture and Sports provided to ELSTAT additional data on subsidies, mostly pertaining to film and music entities.*

Table 4. Teaching personnel, Students and Graduates of vocational theatre, dance, film and music schools and conservatoires (2005- 2015)

Year	Teaching Personnel	Students	Graduates
2005*	450	996	231
2006*	486	1,013	298
2007*	545	1,374	266
2008*	604	1,366	262
2009	8,785	53,941	353
2010	11,348	53,739	508
2011	9,138	59,352	377
2012	8,423	52,247	1,857
2013	7,105	46,334	2,593
2014	8,025	55,142	2,032
2015	7,276	51,777	2,039

**There are no available data from music schools and conservatoires for the years 2005-2008.*

Graph 4. Teaching personnel, Students and Graduates of vocational theatre, dance, film and music schools and conservatoires (2005- 2015)

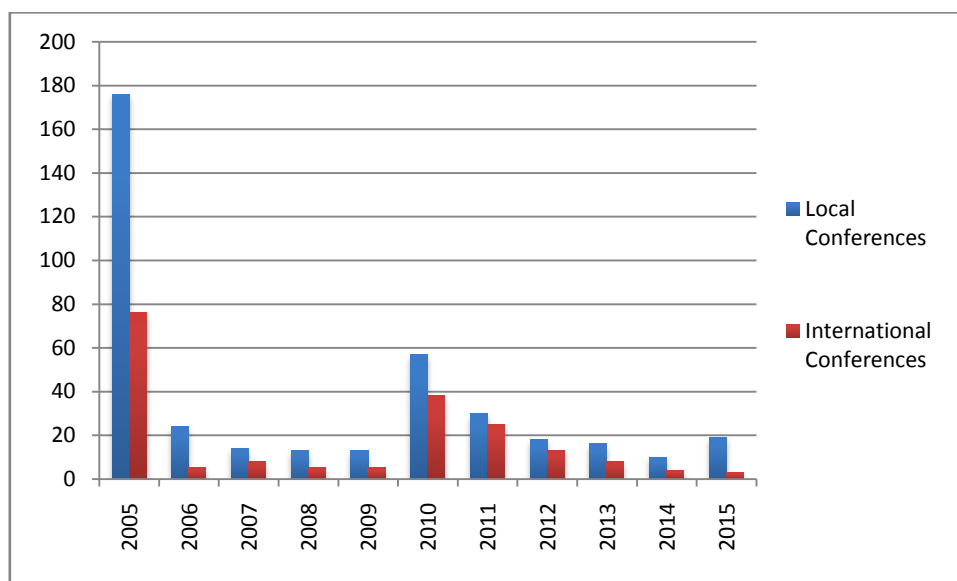


**There are no available data from music schools and conservatoires for the years 2005-2008.*

Table 5. Conferences supported by the Ministry of Culture and Sports (2005-2015)

Year	Local	International
2005	176	76
2006	24	5
2007	14	8
2008	13	5
2009	13	5
2010	57	38
2011	30	25
2012	18	13
2013	16	8
2014	10	4
2015	19	3

Graph 5. Conferences supported by the Ministry of Culture and Sports (2005-2015)



EXPLANATORY NOTES

Survey on Cultural Activities The Survey on Cultural Activities is an annual census survey, presenting the activities of several units of the Ministry of Culture and Sports, such as the Directorate of Expropriations and Property, the Directorate of Letters, the Archaeological Receipts Fund, the Directorate of Theatre and Dance and the Directorate of Music and Visual Arts. The survey is conducted since 1970.

Legal framework The survey is conducted by virtue of the Law 3832/2010, as amended and in force.

Periodicity Annual

Methodology It is a census survey, carried out on a yearly basis. The data are collected from the Directorate of Expropriations and Property, the Directorate of Letters, the Archaeological Receipts Fund, the Directorate of Theatre and Dance and the Directorate of Music and Visual Arts.

The most important activities recorded by the survey are as follows: the expropriations of property of archaeological interest and the relevant compensation paid, the receipts of the Archaeological Receipts Fund, the subsidies given to cultural entities, the number of teaching personnel, students and graduates of the vocational theatre and dance schools, vocational film and music schools and conservatoires, as well as the conferences supported by the Ministry (pan-hellenic, local and international conferences), given the fact that the Ministry of Culture and Sports supports the organisation of national and international conferences on Culture, Arts and Science.

References More information Survey on the Cultural Activities of the Ministry of Culture and Sports, as well as data for previous years can be found on the website of the Hellenic Statistics Authority (www.statistics.gr) at: <http://www.statistics.gr/en/statistics/-/publication/SCI24/->