



PRESS RELEASE

ACTIVITIES OF STATE MUNICIPAL THEATRES AND ORCHESTRAS, 2015

The Hellenic Statistical Authority (ELSTAT) announces for the first time a Press Release presenting the data of the Survey on the Activities of State Municipal Theatres and Orchestras for the period 2005- 2015¹.

The Survey on the Activities of State Municipal Theatres and Orchestras is a yearly census survey. The survey collects data pertaining to the type of the artistic shows (ancient Greek drama, classical drama and contemporary drama plays, opera, concerts, etc.), as well as to the number of plays, performances and spectators, by type of show, in state municipal theatres and orchestras. On the basis of the available data from the survey conducted in 2015 but also from the surveys of the last decade, the following are observed:

- As regards the activities that took place in 2015 in comparison with 2014, a decrease is recorded in the number of plays, while an increase is observed in the number of performances and in the number of spectators (Table 1, Graph 1).
- As regards the number of spectators in winter season, it is observed that “concerts”, “children’s theatre” and “foreign contemporary drama plays” accounted for the largest share of spectators. In the summer period, the biggest participation to the total share of spectators is attributed to “ancient Greek drama plays”, “concerts” and “other” (Table 2, Graph 2 and 3).
- The total amount of subsidies paid to State Municipal Theatres and Orchestras remained stable during the last two years, 2014 and 2015 (Table 4, Graph 4).

Moreover, there are tables presenting data concerning the capacity of the theatre halls (number of seats, surface area of the halls, stages, dressing rooms and foyers), as well as data on the personnel (performers, technical staff, theatre ushers, etc.) (Table 3 and 5, Graph 5).

Table 1. Activities of State Municipal Theatres and Orchestras, 2005-2015

Years	Number of plays	Number of performances	Number of spectators
2005	1,564	5,573	2,158,520
2006	1,308	5,454	2,153,313
2007	1,304	4,837	1,979,090
2008	1,156	5,153	1,861,607
2009	1,264	5,349	1,965,693
2010	1,260	4,829	1,890,341
2011	1,368	4,674	1,975,666
2012	1,763	5,098	2,189,900
2013	1,964	5,833	2,176,340
2014	3,738	5,746	1,957,484
2015	2,766	6,316	2,334,156

Information:

Division of Social Statistics

Section of Culture and Sports Statistics

Argyro Pateraki

tel: +30 213 1352129

e-mail: ar.pateraki@statistics.gr

¹ The reference year of the survey refers to the “theatrical year” which begins on 1 October of year t-1 and ends in September of the next year (year t).

Graph 1. Activities of State Municipal Theatres and Orchestras, 2005-2015

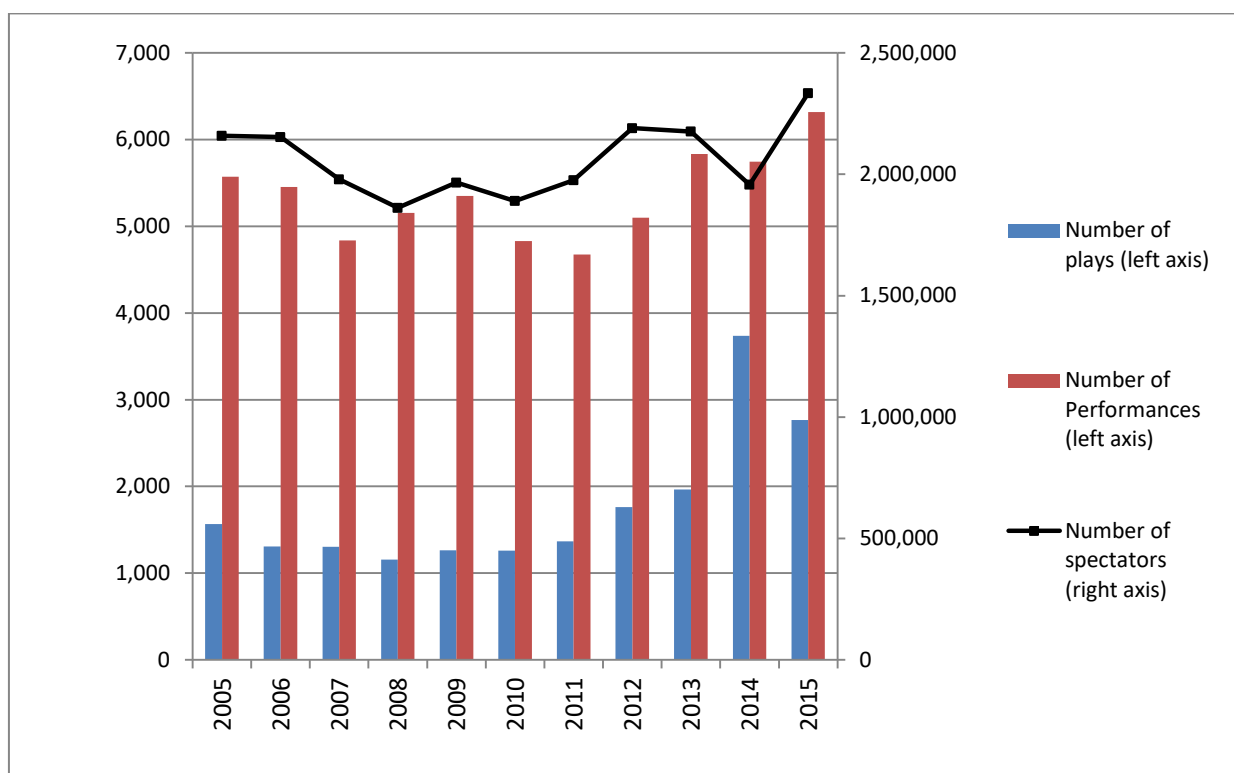
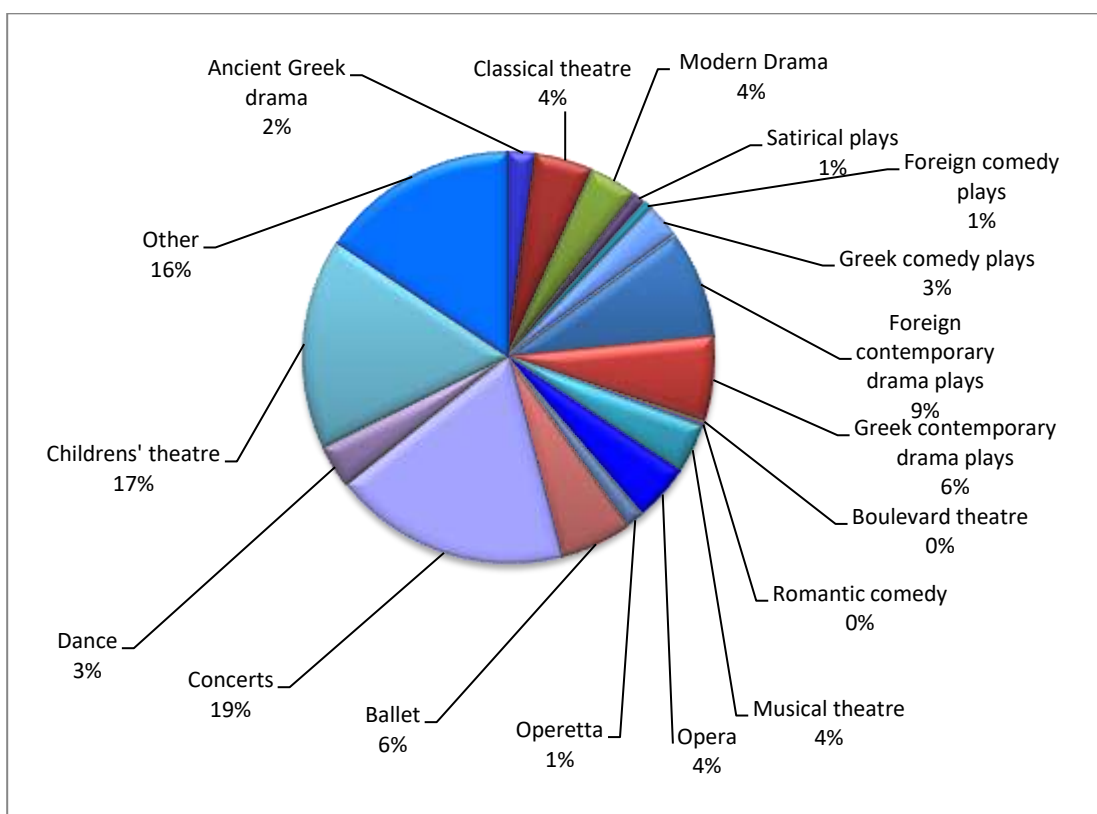


Table 2. Activities of State Municipal Theatres and Orchestras, 2015

Type of show	WINTER SEASON			SUMMER SEASON		
	Number of plays	Number of Performances	Number of spectators	Number of plays	Number of Performances	Number of spectators
Ancient Greek drama	17	76	29,137	84	181	215,093
Classical theatre	64	226	60,760	36	73	19,769
Modern Drama	25	214	50,408	8	20	5,549
Satirical plays	6	25	13,700	3	3	3,230
Foreign comedy plays	17	45	10,655	20	31	14,645
Greek comedy plays	52	184	37,112	44	89	34,107
Foreign contemporary drama plays	39	671	115,641	16	36	11,904
Greek contemporary drama plays	36	490	87,863	27	66	16,334
Boulevard theatre	2	2	1,650	0	0	0
Romantic comedy	10	10	4,910	4	4	1,770
Musical theatre	10	90	53,026	21	23	18,239
Opera	35	110	59,432	4	12	19,487
Operetta	17	36	19,681	3	3	2,470
Ballet	38	101	76,749	8	9	6,950
Concerts	489	473	250,277	578	320	327,769
Dance	53	102	46,143	60	120	48,583
Childrens' theatre	180	907	224,084	105	303	97,064
Other	402	954	211,564	253	307	138,401

**Graph 2. Activities of State Municipal Theatres and Orchestras, 2015
(Winter season)**



**Graph 3. Activities of State Municipal Theatres and Orchestras, 2015
(Summer season)**

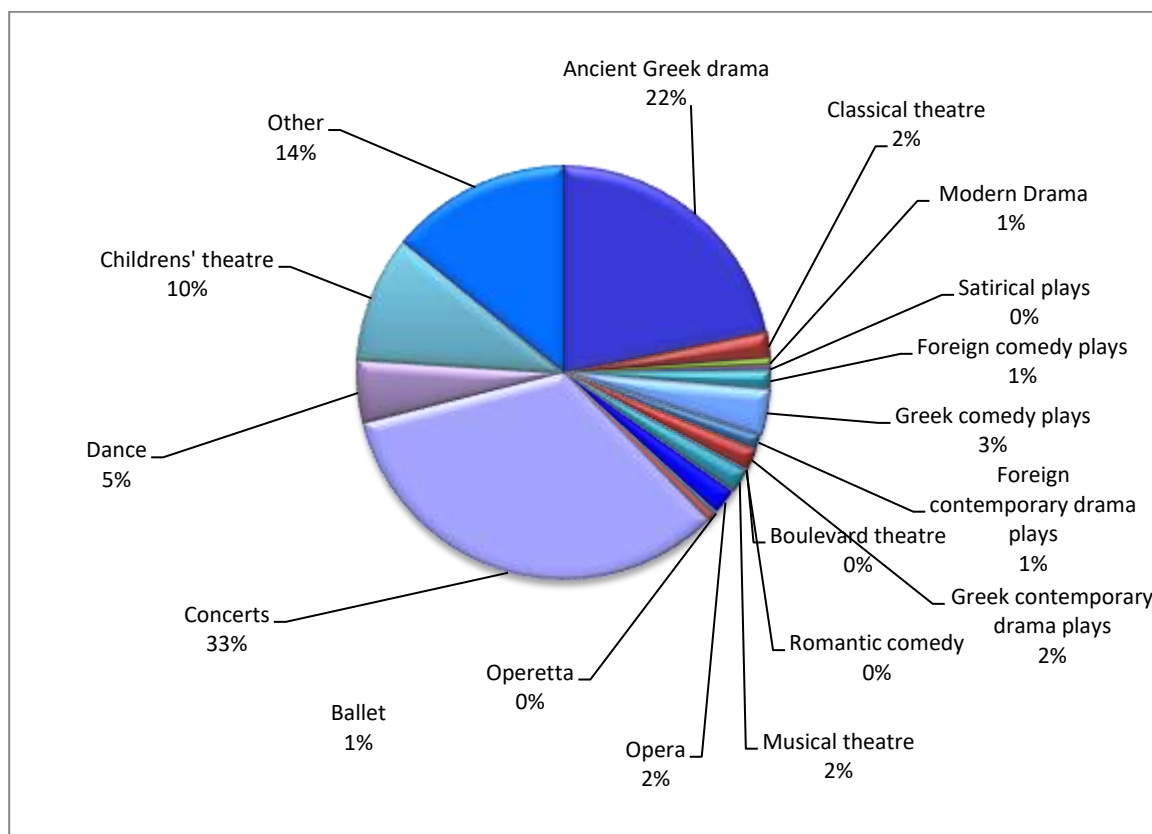


Table 3. Capacity of the facilities of State Municipal Theatres and Orchestras, 2015

Number of seats	95,233
Surface area of halls (m2)	45,274
Surface area of stages (m2)	12,522
Surface area of dressing rooms (m2)	8,791
Surface area of foyers (m2)	19,480

Table 4. Subsidies paid to State Municipal Theatres and Orchestras, 2006-2015

Year	Amount of subsidies (euro)
2006	47,610,880
2007	54,673,197
2008	89,075,326
2009	55,573,772
2010	47,618,706
2011	42,859,416
2012	42,825,618
2013	54,730,305
2014	30,048,360
2015	30,801,600

Graph 4. Subsidies paid to State Municipal Theatres and Orchestras, 2006-2015

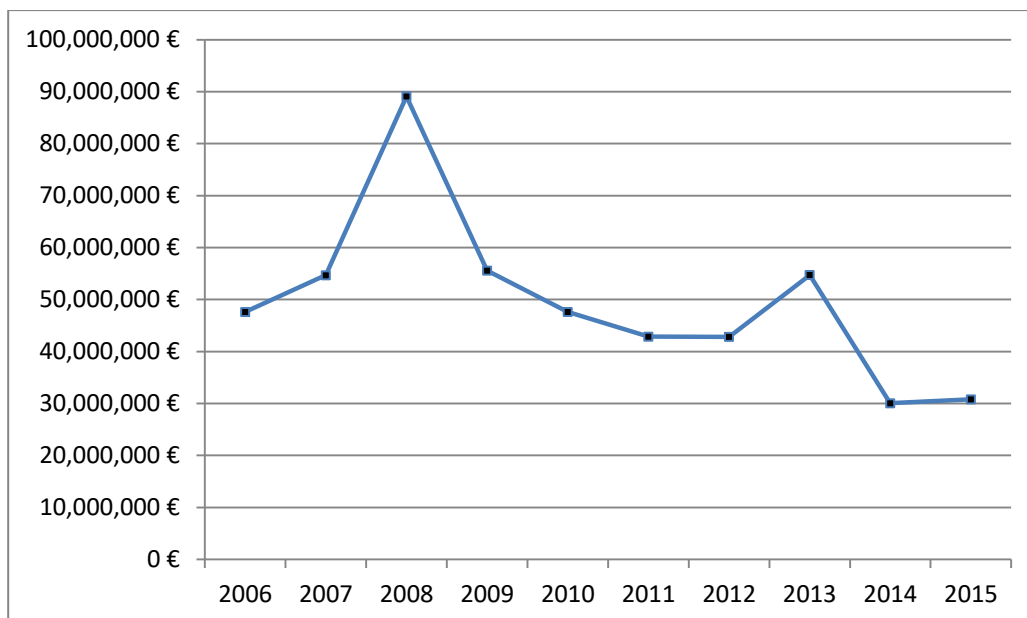
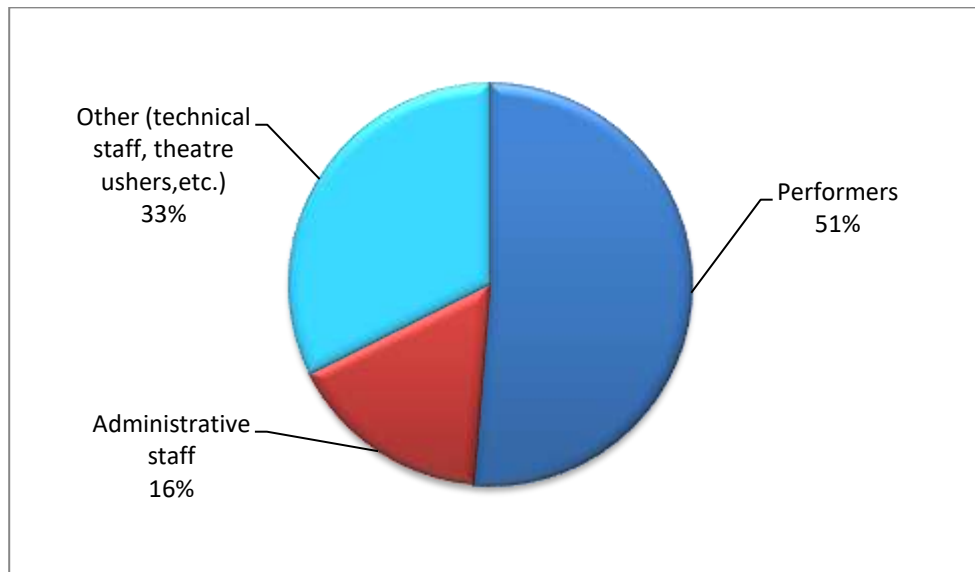


Table 5. Persons employed in State Municipal Theatres and Orchestras, 2015

Total personnel	4,672
Performers	2,396
Administrative personnel	763
Other (technical staff, theatre ushers, etc.)	1,513

Graph 5. Persons employed in State Municipal Theatres and Orchestras, 2015



EXPLANATORY NOTES

Survey on the activities of State Municipal Theatre and Orchestras	The Survey on the Activities of State Municipal Theaters and Orchestras is carried out since 1970, The survey collects data on the activities of the state municipal theatres and orchestras by type of show, and more specifically data on the number of plays and performances, as well as the number of spectators, Moreover, the survey collects data on the capacity of theatres' facilities, their personnel and the subsidies.
Legal framework	The survey is conducted by virtue of the Law 3832/2010, as amended and in force.
Periodicity	Annual,
Methodology	The survey is a census survey and is carried out on an annual basis, The reference year of the survey refers to the "theatrical year" which begins on 1 October of year t-1 and ends in September of the next year (year t),The data are collected from the State Theatres of Greece, such as the Odeon of Herodes Atticus, the Ancient Theatre of Epidavros, the Municipal Regional Theatres and Orchestras and other Municipal Theatres.
References	More information on the Survey on the Activities of State Municipal Theaters and Orchestras and information from previous years can be found on the website of the Hellenic Statistical Authority (ELSTAT) (www.statistics.gr), at: http://www.statistics.gr/en/statistics/-_publication/SCI15/-