



HELLENIC REPUBLIC

HELLENIC STATISTICAL AUTHORITY

Piraeus, 30 March 2016

PRESS RELEASE

Persons injured on board of ships and in sea areas of port authorities, 2015

The Hellenic Statistical Authority (ELSTAT) announces the results of the 2015 survey on persons injured on board of ships and in sea areas under the competency of port authorities. According to the survey results, in 2015, the number persons who were injured on board of ships or in areas under the competency port authorities amounted to 320. In 2015 the total number of injured persons increased by 7.7% (from 237 to 320 persons) compared with 2014, while in 2014 the corresponding number had decreased by 25.6% (from 399 to 297) in comparison with 2013. Out of the 320 persons who had an accident, the majority (74.4%) had a fatal accident (Table 1).

On the basis of the available survey data, it is observed that most of the accidents occurred in sea areas than on board of ships. More specifically, out of the 238 fatal accidents, 217 (91.2%) occurred in sea areas under the competency of port authorities and 21 (8.8%) on board of the ships. Accordingly, out of the 82 not fatal accidents, 54 occurred in sea areas of port authorities and 28 on board of the ships (Table 1).

The majority of the accidents (63.3%) that occurred on board of the ships occurred on passenger ships (Most of the persons (93.4%) who had accidents in sea areas of port authorities were injured on the coast (Table 1).

As regards the age of the persons who were injured on board of ships or in sea areas, in 2015 60.3% (193 persons) were older than 65 years old, while the corresponding percentage for the same age group in 2014 was 56.2% (167 persons) and in 2013 54.9% (219 persons) (Table 2).

Out of the 49 persons who were injured on board of ships in 2015, 21 persons were fatally injured (drowning or other cause of death) and 27 were slightly injured (sprain, strain or fracture). Out of the 271 persons who were injured in sea areas under the competence of port authorities, 217 persons were fatally injured (drowning or other cause of death), 17 persons suffered sprain, strain or fracture and 37 other injuries.

The total number of drowning increased by 8.5% (from 177 to 192), in 2015 compared with 2014, whereas, in 2014 it had decreased by 23.7% (from 232 to 177) compared with 2013 (Table 3).

Table 4 presents data on fatal accidents and missing persons from illegal entry in sea areas under the competency port authorities for the period 2008-2015. These data are not included in tables 1-3.

Table 1. Persons injured⁽¹⁾ (fatally or not), by category of ship or in areas of port authorities: 2013-2015

	2015		Total			Change (%)	
	Persons injured		2015	2014	2013	2015/2014	2014/2013
	Not fatally injured	Fatally injured					
Total	82	238	320	297	399	7.7	-25.6
Category of ships	28	21	49	27	42	81.5	-35.7
Cargo ships	1	1	2	7	12	-71.4	-41.7
Tankers	1	0	1	3	0	-66.7	
Passenger ships	23	8	31	14	21	121.4	-33.3
Other ⁽²⁾	3	12	15	3	9	400.0	-66.7
Area of port authorities	54	217	271	270	357	0.4	-24.4
Ports	4	13	17	19	18	-10.5	5.6
Shipyards	1	0	1	0	1		-100.0
Coast	49	204	253	251	338	0.8	-25.7

(1) Including persons injured on merchant ships or any other floating means.

(2) I.e.: towage, salvage ships, fishing boats, yachts and other ships and boats.

Figure 1. Persons injured (fatally or not) on board of ships or in areas of the port authorities: 2015

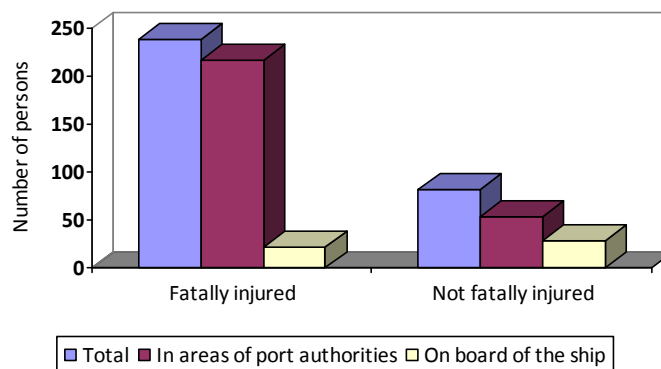


Figure 2. Persons injured on board of ships or in areas of the port authorities: 2013-2015

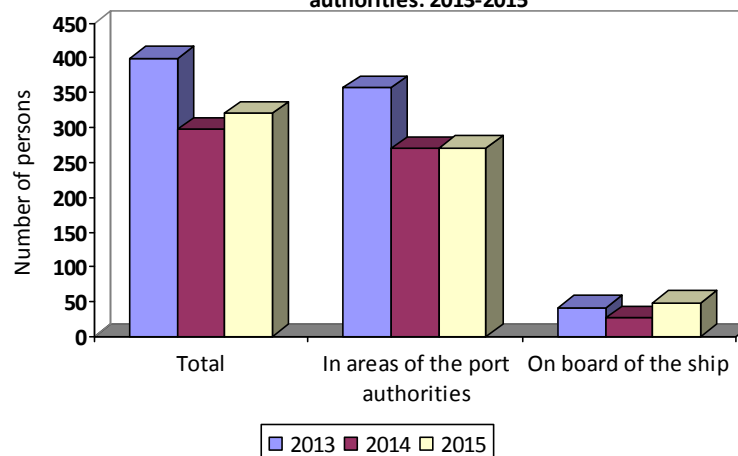


Table 2. Persons injured⁽¹⁾ on board ships or in areas of port authorities, by age group: 2015

Age groups (years)	2015	2014	2013	Change (%)	
				2015/2014	2014/2013
Total	320	297	399	7.7	-25.6
Up to 24	18	17	22	5.9	-22.7
25 - 34	22	17	33	29.4	-48.5
35 - 44	33	20	38	65.0	-47.4
45 - 54	22	38	44	-42.1	-13.6
55 - 64	32	38	43	-15.8	-11.6
65 and over	193	167	219	15.6	-23.7

(1) Including persons injured on merchant ships or any other floating means.

Table 3. Persons injured⁽¹⁾ on board ships or in areas of port authorities, by type of injury: 2013-2015

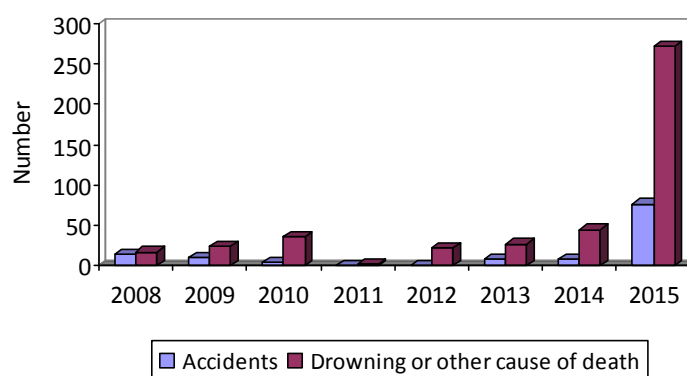
	2015		Total			Change (%)	
	Persons injured		2015	2014	2013	2015/2014	2014/2013
	on board of ships	in areas of port authorities					
Total	49	271	320	297	399	7.7	-25.6
Sprain, strain, fracture	27	17	44	29	41	51.7	-29.3
Burn or scald	0	0	0	1	0	-100.0	
Amputation	0	0	0	1	0	-100.0	
Internal bleeding	0	0	0	0	0		
Caisson disease	0	0	0	1	0	-100.0	
Other injury, except death	1	37	38	56	77	-32.1	-27.3
Drowning	11	181	192	177	232	8.5	-23.7
Other cause of death	10	36	46	32	49	43.8	-34.7

(1) Including persons injured on merchant ships or any other floating means.

Table 4. Fatal accidents and missing persons from illegal entry in sea areas of port authorities: 2008-2015

	2008	2009	2010	2011	2012	2013	2014	2015
Accidents	15	11	05	01	01	09	09	77
Drowning or other cause of death	17	24	36	02	22	27	45	272
Accidents	06	05	02	03	01	04	05	21
Missing persons	44	59	06	24	06	10	19	152

Source: Headquarters of Port Authorities, Ministry of Shipping and Island Policy.

Figure 3. Fatal accidents from illegal entry in sea areas of port authorities

EXPLANATORY NOTES

Survey on persons injured in maritime accident	The survey on persons injured on board of ships or in areas of port authorities is conducted since 1975 on an annual basis. The purpose of the survey is to fully record the accidents (various injuries) of persons on board and accidents of persons in the sea, which took place in a port or on the coast area under the competency of the port authorities.
Legal framework	The survey is conducted pursuant to the provisions of the Permanent Circular No 1 of the Ministry of Economy and Finance and ΓΓ ΕΣΥΕ dated 16/1/1975, which was replaced by the Permanent Joint Circular dated 15/4/1998, with retroactive effect since 1/1/1998.
Reference Period	The results of the survey refer to the end of the year.
Coverage	The survey covers persons injured on board of the ships and in the port or on the coast areas under the competency of the port authorities. Particularly, it covers all cases of casualties for which a preliminary inquiry is conducted by the competent port authorities.
Definitions	<p>Ship: Seagoing self-propelled vessel, of at least ten NRT, designed for the carriage of goods, transport of passengers, for fishing, towing or especially fitted out for other maritime activities.</p> <p>Gross Register Tonnage (GRT): unit of measurement of the total volume in cubic feet of the spaces within the hull and of the enclosed spaces above the deck which are available for carrying goods, food, passengers and crew. It equals to the volume of 100 cubic feet or 2.83 m³.</p> <p>Net Register Tonnage (NRT): unit of measurement derived from the gross tonnage by deducting allowances in respect of spaces used for the crew, navigating and propelling machinery, fuel and water ballasts, and other spaces not used for passengers or cargo.</p> <p>Accidents: Refers to accidents that result to Contusion, strain, fracture, burn or scald, amputation, cerebral contusion, caisson disease, drowning and other cause of death.</p>
Methodology	The domestic port authorities report to ELSTAT information about the persons injured on board of ships or in areas of port authorities. The information includes the sex, the year of birth, the place of birth, the citizenship, the marital status, the occupation and in particular, whether the injured persons was a seafarer or employed in the port area, whether he was a visitor, bather or on duty, where exactly the accident occurred, the date of the accident, who was responsible for the accident, the cause of the accident, the direct impact of the accident, the type of body injury. Besides that, information is recorded regarding accidents and missing persons who entered the country illegally sent to ELSTAT by the Headquarters of Port Authorities, Ministry of Shipping and Island Policy.
References	Further information (tables, graphs) concerning the survey of persons injured on board of the ship or in area of port authorities can be found on the webpage of ELSTAT (www.statistics.gr), at the link: «Industry, Trade, Services, Transport > Transport > Shipping > Marine accidents > Persons injured on board of the ship and in areas of port authorities».