



PRESS RELEASE

ISSUING OF MOTOR VEHICLE LICENSES: DECEMBER 2016

The Hellenic Statistical Authority announces that in December 2016, 7,607 road motor cars (both new and used from abroad) were put into circulation for the first time, recording a 19.8% decrease compared with the corresponding month of 2015 when the number of road motor cars was 9,488. In December 2015, a 7.0% increase had been observed in comparison with the corresponding month of 2014 (Table1, Chart1). A total number of 5,197 new cars were put into circulation in December 2016 compared with 7,451 in December 2015, recording a 30.3% decrease.

The new motorcycles (over 50cc) that were put into circulation for the first time in December 2016 amounted to 6,719, against 3,332 in 2015, thus recording a 101.7% increase. In December 2015, a 256.7% increase had been observed in comparison with the corresponding month of 2014 (Table 1, Chart1). Out of the above motorcycles 6,622 were new, while the corresponding figure in December 2015 was 3,234, recording a 104.8% increase.

During the period January - December 2016, 128,910 road motor cars (both new and used from abroad) were put into circulation for the first time, representing an 11.0% increase compared to the corresponding period of 2015 when the number of road motor cars was 116,168. During the period January - December 2015 an increase of 13.5% had been observed in comparison with the corresponding period of 2014 (Table2, Charts 2, 3). Out of the above number of road motor cars that were put into circulation, from January to December 2016, 84,899 were new, while the corresponding number during the respective period of 2015 was 81,471, recording a 4.2% increase.

During the period January - December 2016 the circulation of new motorcycles (over 50cc) amounted to 44,105 against 36,607 in 2015, thus representing a 20.5% increase. An increase of 9.0% had been observed during the period January - December 2015 in comparison with the corresponding period of 2014 (Table 2, Charts 2, 3). A total number of 41,486 new motorcycles were put into circulation, from January to December 2016, compared with 34,485 during the corresponding period of 2015, recording a 20.3% increase.

Information:

Trade and Services Statistics Division

Transport, Communications and Mass Media Section

Konstantinos Menexes

tel: +30 213 135 2500

Fax: +30 213 135 2496

E-mail: k.menexes@statistics.gr

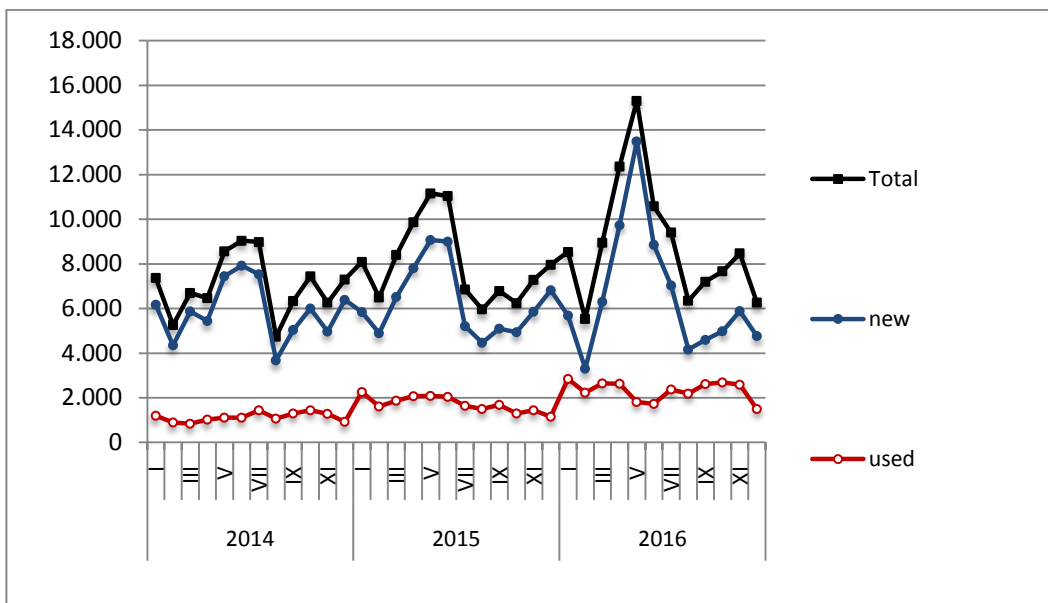
Table 1. Road motor vehicles, both new and used, put into circulation for the first time in Greece: December 2014 - 2016

Category of Road Motor Vehicles	December									Μεταβολή (%)					
	2014			2015			2016			2015/2014			2016/2015		
	Total	New	Used	Total	New	Used	Total	New	Used	Total	New	Used	Total	New	Used
Greece, total															
Road Motor Vehicles,total	9,801	7,957	1,844	12,820	10,685	2,135	14,326	11,819	2,507	30.8%	34.3%	15.8%	11.7%	10.6%	17.4%
1. Road motor cars	8,867	7,094	1,773	9,488	7,451	2,037	7,607	5,197	2,410	7.0%	5.0%	14.9%	-19.8%	-30.3%	18.3%
Passenger Cars	7,303	6,383	920	7,960	6,812	1,148	6,269	4,764	1,505	9.0%	6.7%	24.8%	-21.2%	-30.1%	31.1%
Buses	61	6	55	47	8	39	67	8	59	-23.0%	33.3%	-29.1%	42.6%	0.0%	51.3%
Lorries	1,503	705	798	1,481	631	850	1,271	425	846	-1.5%	-10.5%	6.5%	-14.2%	-32.6%	-0.5%
2. Motorcycles > 50 cc	934	863	71	3,332	3,234	98	6,719	6,622	97	256.7%	274.7%	38.0%	101.7%	104.8%	-1.0%
Prefecture of Attica															
Road Motor Vehicles,total	6,078	5,487	591	7,127	6,389	738	8,978	8,100	878	17.3%	16.4%	24.9%	26.0%	26.8%	19.0%
1. Road motor cars	5,548	4,975	573	5,805	5,084	721	4,630	3,763	867	4.6%	2.2%	25.8%	-20.2%	-26.0%	20.2%
Passenger Cars	4,897	4,516	381	5,335	4,806	529	4,235	3,563	672	8.9%	6.4%	38.8%	-20.6%	-25.9%	27.0%
Buses	29	2	27	13	4	9	13	6	7	-55.2%	100.0%	-66.7%	0.0%	50.0%	-22.2%
Lorries	622	457	165	457	274	183	382	194	188	-26.5%	-40.0%	10.9%	-16.4%	-29.2%	2.7%
2. Motorcycles > 50 cc	530	512	18	1,322	1,305	17	4,348	4,337	11	149.4%	154.9%	-5.6%	228.9%	232.3%	-35.3%

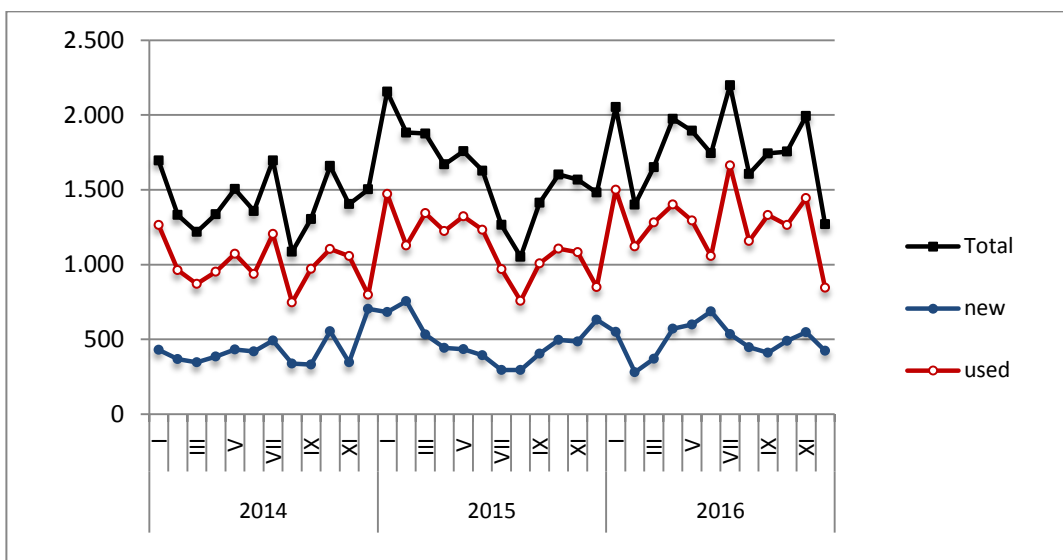
Table 2. Road motor vehicles, both new and used, put into circulation for the first time in Greece: January 2014 - December 2016

Category of Road Motor Vehicles	Average Jan. 2015 - Dec. 2015			Average Jan. 2016 - Dec. 2016			Change (%)		
							Average Jan. 2016 - Dec. 2016 / Average Jan. 2015 - Dec. 2015		
	Total	New	Used	Total	New	Used	Total	New	Used
Greece, total									
Road Motor Vehicles,total	12,732	9,663	3,069	14,418	10,532	3,886	13.2%	9.0%	26.6%
1. Road motor cars	9,681	6,789	2,892	10,743	7,075	3,668	11.0%	4.2%	26.8%
Passenger Cars	8,013	6,292	1,721	8,885	6,566	2,319	10.9%	4.4%	34.7%
Buses	56	10	46	84	16	68	50.3%	59.2%	48.4%
Lorries	1,612	487	1,125	1,774	493	1,280	10.0%	1.3%	13.8%
2. Motorcycles > 50 cc	3,051	2,874	177	3,675	3,457	218	20.5%	20.3%	23.4%

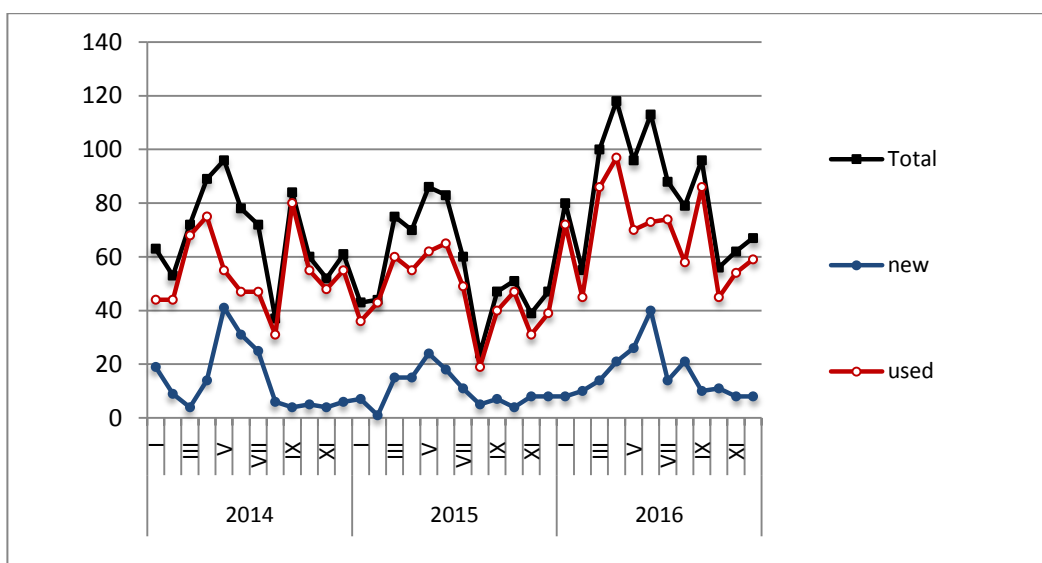
Graph 1: Passenger Cars (January 2014 - December 2016)



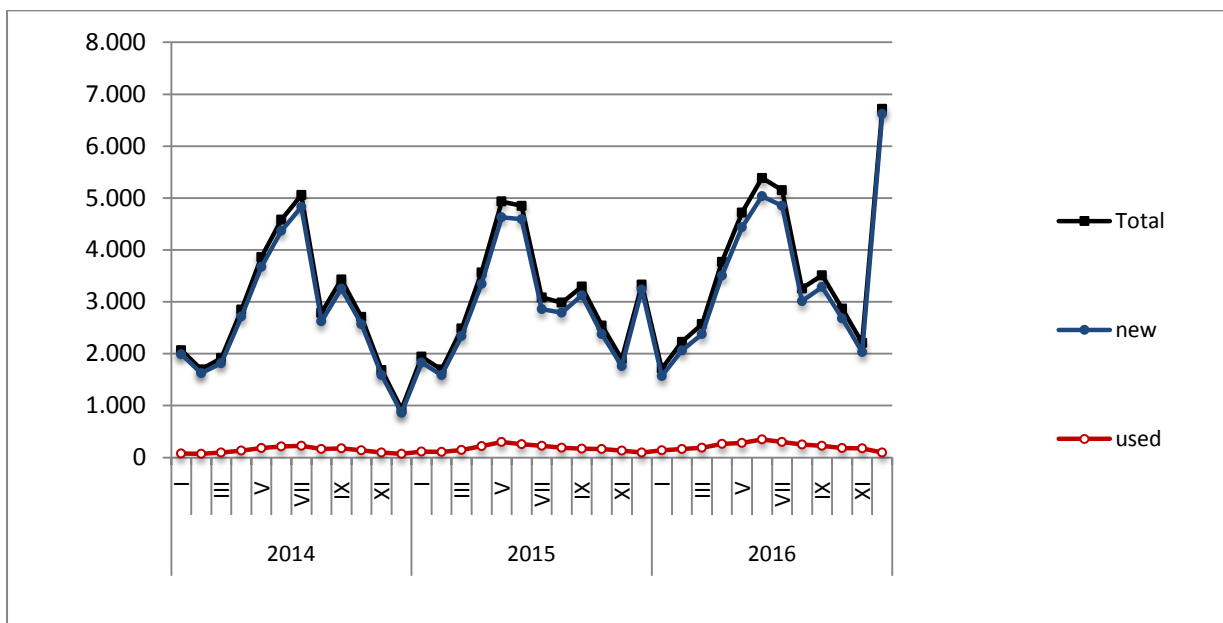
Graph 2: Lorries (January 2014 - December 2016)



Graph 3: Buses (January 2014 - December 2016)



Graph 4: Motorcycles (January 2014 - December 2016)



Graph 5. New Registrations of Motor Vehicles (December 2016)

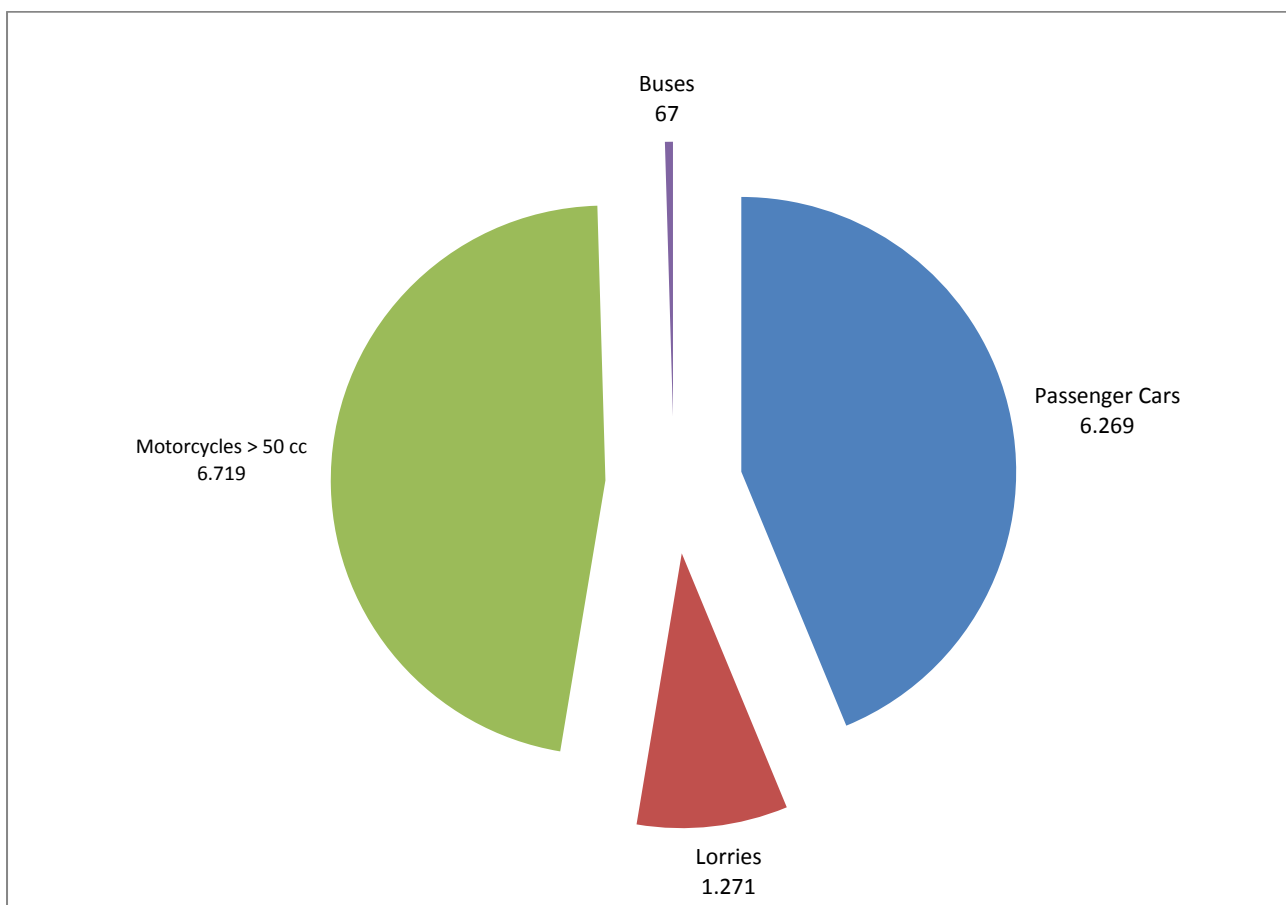
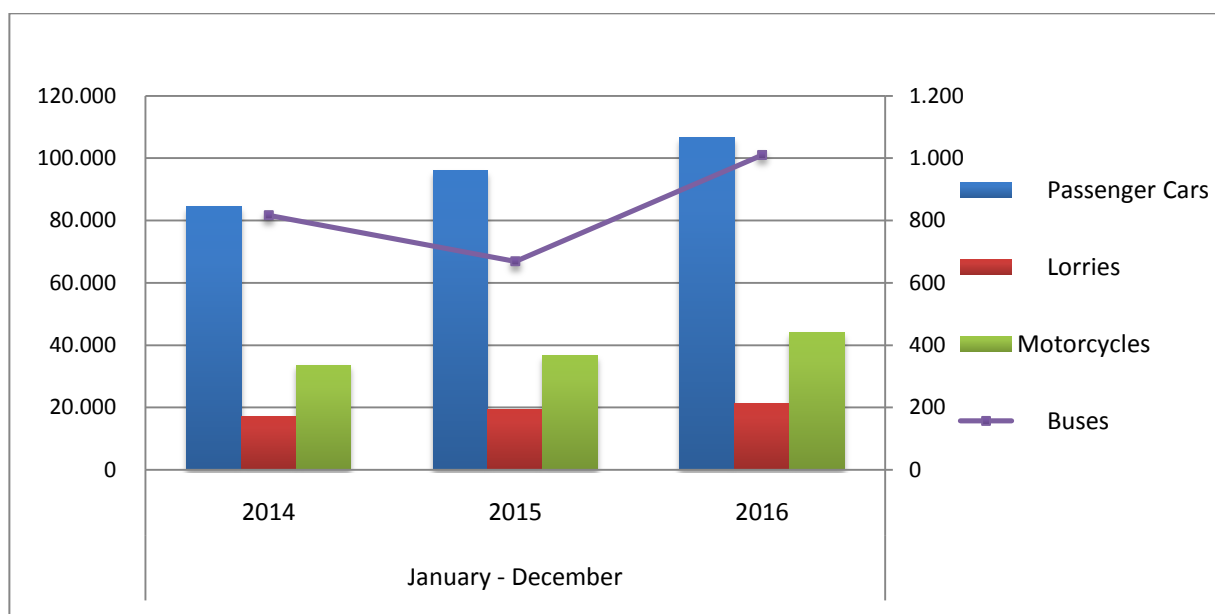


Table 3. Road motor vehicles, both new and used, put into circulation for the first time in Greece: Jan. 2014 - Dec. 2016

Category of Road Motor Vehicles	January - December									Change (%)					
	2014			2015			2016			2015/2014			2016/2015		
	Total	New	Used	Total	New	Used	Total	New	Used	Total	New	Used	Total	New	Used
Greece, total															
Road Motor Vehicles,total	135,937	108,054	27,883	152,775	115,956	36,819	173,015	126,385	46,630	12.4%	7.3%	32.0%	13.2%	9.0%	26.6%
1. Road motor cars	102,359	76,132	26,227	116,168	81,471	34,697	128,910	84,899	44,011	13.5%	7.0%	32.3%	11.0%	4.2%	26.8%
Passenger Cars	84,445	70,810	13,635	96,151	75,497	20,654	106,617	78,790	27,827	13.9%	6.6%	51.5%	10.9%	4.4%	34.7%
Buses	817	168	649	669	123	546	1,010	191	819	-18.1%	-26.8%	-15.9%	51.0%	55.3%	50.0%
Lorries	17,097	5,154	11,943	19,348	5,851	13,497	21,283	5,918	15,365	13.2%	13.5%	13.0%	10.0%	1.1%	13.8%
2. Motorcycles > 50 cc	33,578	31,922	1,656	36,607	34,485	2,122	44,105	41,486	2,619	9.0%	8.0%	28.1%	20.5%	20.3%	23.4%
Prefecture of Attica															
Road Motor Vehicles,total	69,540	62,455	7,085	77,526	67,445	10,081	92,333	78,459	13,874	11.5%	8.0%	42.3%	19.1%	16.3%	37.6%
1. Road motor cars	55,904	49,099	6,805	62,946	53,205	9,741	72,552	58,971	13,581	12.6%	8.4%	43.1%	15.3%	10.8%	39.4%
Passenger Cars	50,859	46,349	4,510	57,574	50,303	7,271	66,298	55,924	10,374	13.2%	8.5%	61.2%	15.2%	11.2%	42.7%
Buses	317	91	226	253	58	195	349	84	265	-20.2%	-36.3%	-13.7%	37.9%	44.8%	35.9%
Lorries	4,728	2,659	2,069	5,119	2,844	2,275	5,905	2,963	2,942	8.3%	7.0%	10.0%	15.4%	4.2%	29.3%
2. Motorcycles > 50 cc	13,636	13,356	280	14,580	14,240	340	19,781	19,488	293	6.9%	6.6%	21.4%	35.7%	36.9%	-13.8%

Graph 6. New Motor Vehicles Circulation Licenses: Jan 2014 - Dec 2016



Graph 7: New Registrations of Motor Vehicles: January - December 2016

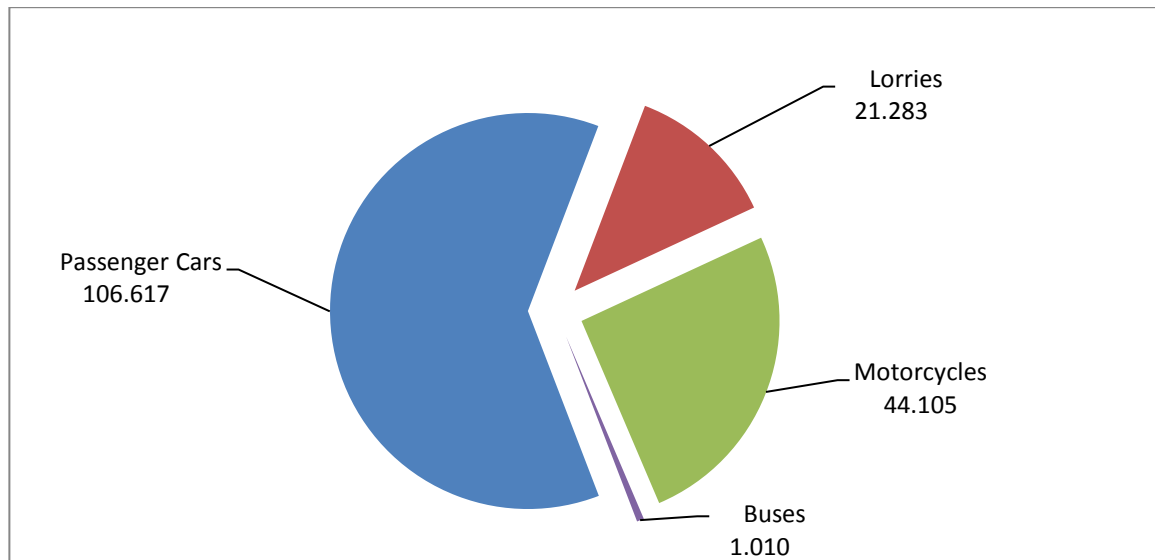


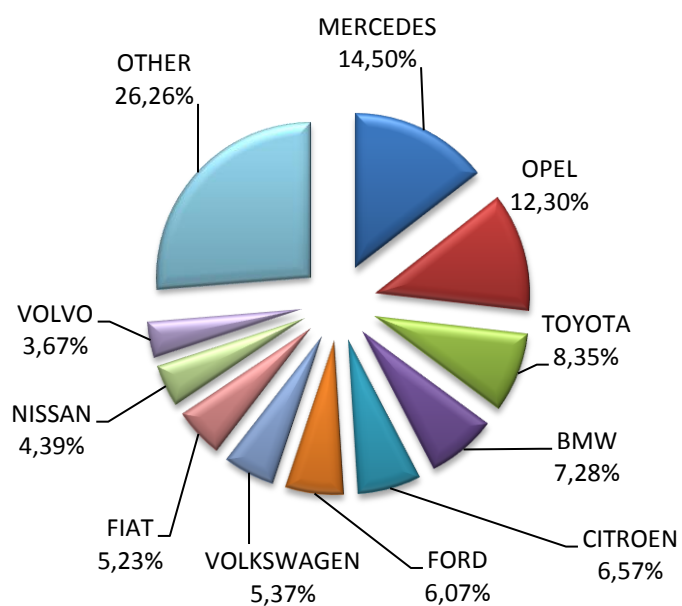
Table 4
Sales of new and used passenger cars by make
December 2016 and January- December 2016

Make	Passenger cars			
	December		January - December	
	new	used	new	used
ADRIA	-	-	-	1
ALFA LANCIA	-	-	-	1
ALFA ROMEO	40	7	517	181
ALPINA	-	-	-	1
AUDI	91	8	2,605	499
AUSTIN	-	-	-	3
AUTO UNION	-	-	-	1
BEACH-BAGGY	-	-	-	3
BENTLEY	-	-	-	2
BMW	347	18	3,830	613
CADILLAC	-	-	-	1
CHEVROLET	-	-	-	39
CHRYSLER	-	-	-	4
CITROEN	313	72	3,780	1,330
DACIA	29	10	621	97
DAEWOO	-	1	-	21
DAIHATSU	-	2	-	108
DETHLEFFS	-	-	1	24
DODGE	-	-	-	3
FERRARI	-	1	-	7
FIAT	249	91	4,916	1,817
FIAT DUCATO Z.MANTOS	-	-	1	-
FIAT POLSKI	-	1	-	1
FIAT-IVECO	-	-	-	2
FISSORE-FIAT	-	-	-	1
FORD	289	112	3,736	2,252
GM KOREA (CHEVROLET)	-	12	130	109
GRUAU LAVAL	-	-	1	-
HONDA	32	18	697	219
HUMMER	-	-	-	2
HYUNDAI	61	34	1,088	531
JAGUAR	4	1	28	16
JEEP	81	-	898	47
KIA	15	5	816	167
LADA	-	-	-	2
LANCIA	2	2	23	100
LAND ROVER	5	4	74	196
LEXUS	1	2	42	31
LOTUS	-	-	-	1
MAN	-	-	-	1
MASERATI	1	-	2	1
MAZDA	5	13	93	215
MERCEDES	691	61	4,316	1,664
MERCEDES BINZ	-	-	1	-
MERCEDES Z.MANTOS	3	-	98	-
MG	-	-	-	2
MG ROVER	-	-	-	1

Table 4 (cont.)
Sales of new and used passenger cars by make
December 2016 and January- December 2016

Make	Passenger cars			
	December		January - December	
	new	used	new	used
MINI	109	18	1,582	302
MITSUBISHI	3	7	233	221
NISSAN	209	62	7,289	1,142
OPEL	586	235	7,055	4,268
PEUGEOT	118	78	5,576	1,449
PORSCHE	3	3	32	115
RENAULT	168	97	3,021	1,222
RILEY	-	-	-	2
SAAB	-	1	-	14
SEA / MOBILVETT	-	-	-	14
SEA, ELNAGH, SUNROLLER	-	-	-	1
SEAT	53	18	1,779	170
SKODA	129	56	1,410	557
SMART	155	96	815	1,513
SSANGYONG	3	-	129	1
STEYER	-	-	-	1
SUBARU	2	1	41	19
SUZUKI	138	38	4,130	722
TATA	-	-	-	2
TESLA MOTORS	-	-	3	1
TOYOTA	398	246	9,495	4,153
TRIGANO	-	-	-	1
VOLKSWAGEN	256	66	6,426	1,418
VOLKSWAGEN Z.MANTOΣ	-	-	2	-
VOLVO	175	8	1,458	201
WILLYS	-	-	-	1
TOTAL	4,764	1,505	78,790	27,827

Graph 8. Sales of new and used passenger cars by make (December 2016)



Graph 9. Sales of new and used passenger cars by make (January - December 2016)

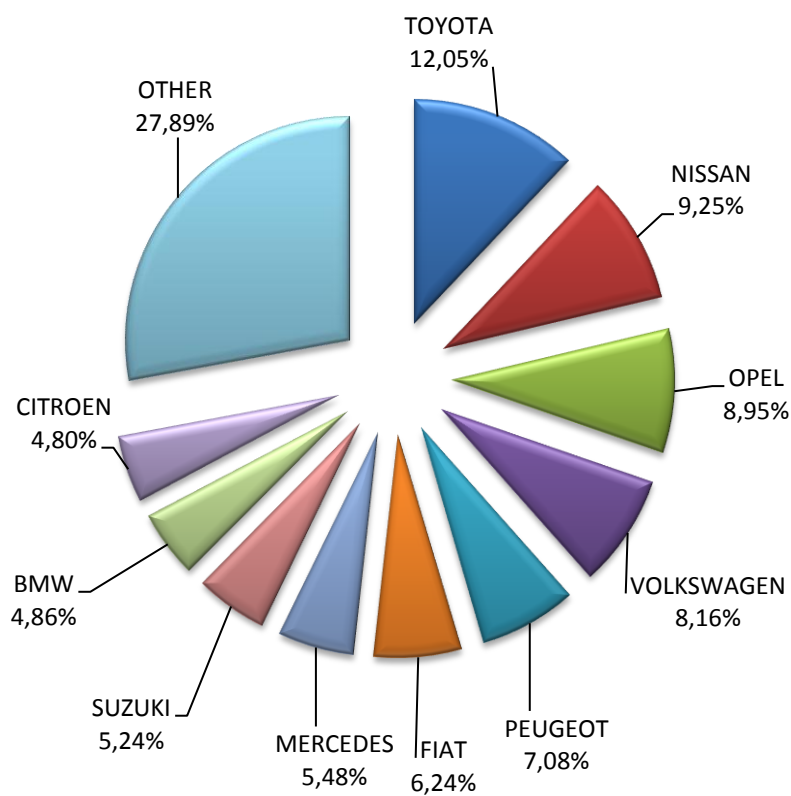


Table 5
Sales of new and used Lorries by make: December 2016 and January - December 2016

Make	Lorries			
	December		January - December	
	new	used	new	used
BMW	-	-	-	1
CADILLAC	-	-	-	1
CHEVROLET	-	-	-	3
CHRYSLER	-	-	-	3
CHRYSLER (DODGE)	-	-	-	1
CITROEN	18	21	284	340
DACIA	-	-	3	19
DAF	3	17	15	332
DAF A. KAOUSSIS SA	-	-	2	-
DAF DYNA TRAILERS S.A.	2	-	2	-
DAF STATHIS	-	-	1	-
DAF TECMEC A.E.B.E.	-	-	2	-
DAF TOUMBAS D. & Co L.P.	1	-	3	-
DAF TOUMBAS D. & Co L.P.	-	-	1	-
DAF ΕΥΣΤΑΘΙΟΣ ΖΥΓΟΥΡΗΣ & ΣΙΑ ΕΒΕ	3	-	3	-
DAF ΗΦΑΙΣΤΟΣ ΣΤΕΦΑΝΟΣ	-	-	2	-
DAIHATSU	-	-	-	9
DODGE	-	-	-	1
FCA US LLC	-	-	-	1
FIAT	58	120	748	1,898
FIAT STATHIS	-	-	1	-
FIAT-IVECO	-	2	-	63
FORD	95	90	1,145	1,813
FORD AVF HELLAS	-	-	2	-
FORD Α&Ι ΔΕΡΒΙΣΗΣ	-	-	1	-
FORD CONTRUCK MECHANICA	-	-	1	-
FORD KOSKERIDIS	1	-	1	-
GENERAL MOTORS	-	-	-	3
GRECAV SPA	-	-	-	1
HONDA	-	1	-	2
HUMMER	-	-	-	1
HYUNDAI	-	3	-	60
ISUZU	13	7	235	183
ISUZU A. KAOUSSIS SA	1	-	7	-
ISUZU ΤΑΞΙΑΡΧΟΥ	-	-	1	-
IVECO	1	5	13	153
IVECO CENTIGON	-	-	8	-
IVECO A. KAOUSSIS SA	-	-	12	-
IVECO CONTRUCK MECHANICA	-	-	1	-
IVECO KOSKERIDIS	-	-	5	-
IVECO SMYRLIADIS	-	-	2	-
IVECO ΑΝΔΡΕΑΣ ΚΑΡΚΑΓΓΕΛΗΣ	-	-	1	-
IVECO ΗΦΑΙΣΤΟΣ ΣΤΕΦΑΝΟΣ	-	-	14	-
IVECO ΝΤΟΥΝΑΣ ΘΕΟΧΑΡΗΣ	-	-	1	-
IVECO MAGIRUS	-	1	-	17

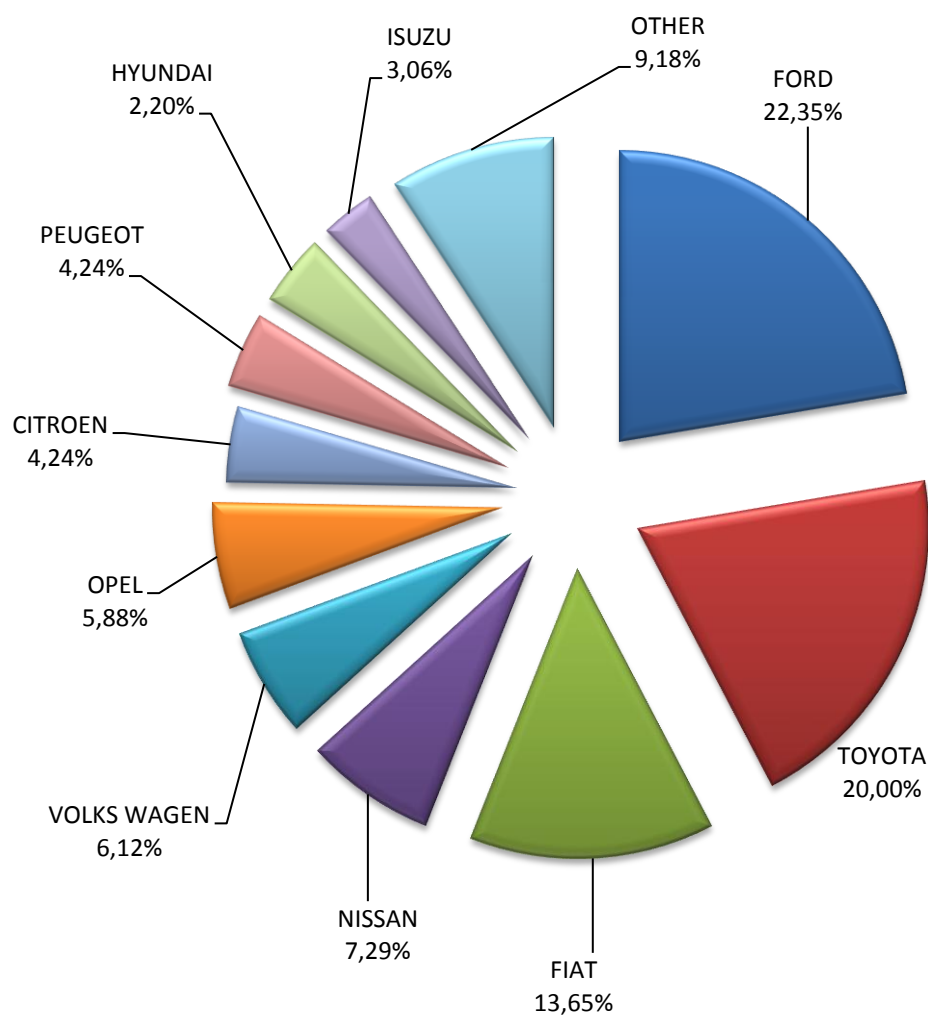
Table 5 (cont.)
Sales of new and used Lorries by make: December 2016 and January - December 2016

Make	Lorries			
	December		January - December	
	new	used	new	used
IVECO SPA	-	-	-	2
IZ	-	-	-	1
JEEP	-	-	-	4
KASSBOHRER	-	-	1	-
KIA	-	-	-	10
LAND ROVER	-	2	-	13
MAGIRUS	-	-	-	1
MAHINDRA	1	-	3	1
MAN	-	17	9	503
MAN A. KAOUSSIS SA	-	-	8	-
MAN DYNA TRAILERS S.A.	1	-	1	-
MAN KOSKERIDIS	-	-	1	-
MAN SMYRLIADIS	-	-	3	-
MAN TECMEC	-	-	1	-
MAN ΕΥΣΤΑΘΙΟΣ ΖΥΓΟΥΡΗΣ & ΣΙΑ ΕΒΕ	-	-	5	-
MAN-VOLKS WAGEN	-	-	-	1
MAZDA	-	21	1	385
MERCEDES	17	133	243	2,997
MERCEDES A. KAOUSSIS SA	2	-	25	-
MERCEDES AVF HELLAS	-	-	1	-
MERCEDES AVF HELLAS S.A.	1	-	1	-
MERCEDES ΑΦΟΙ ΠΡΟΔΡΟΜΟΣ ΛΥΣΑΡΙΔΗΣ & ΛΑΖΑΡΟΣ ΟΕ	1	-	1	-
MERCEDES DYNA TRAILERS	-	-	10	-
MERCEDES DYNA TRAILERS S.A.	1	-	6	-
MERCEDES ERMICON	-	-	1	-
MERCEDES MEILLER	-	-	8	-
MERCEDES NIKAS	-	-	1	-
MERCEDES PAPADOPOULOS TANK	-	-	1	-
MERCEDES SMYRLIADIS	-	-	7	1
MERCEDES STATHIS	-	-	10	-
MERCEDES TRUCK NET	-	-	2	-
MERCEDES XATZOGLOY	-	-	1	-
MERCEDES ZANELLI FURGONATURE S.r.l.	-	-	1	-
MERCEDES Α&Ι ΔΕΡΒΙΣΗΣ	-	-	1	-
MERCEDES Β.ΚΑΡΑΒΙΑΣ & Ε.ΞΕΝΙΟΣ – ΚΑΞΕΚΩ Ο.Ε	-	-	1	-
MERCEDES Ζ. ΜΑΝΤΟΣ	-	-	1	-
MERCEDES ΗΦΑΙΣΤΟΣ ΣΤΕΦΑΝΟΣ	-	-	5	-
MERCEDES ΘΕΟΧΑΡΗΣ ΝΤΟΥΝΑΣ	-	-	1	-
MERCEDES ΤΑΞΙΑΡΧΟΥ	-	-	1	-
MITSUBISHI	12	52	239	761
MITSUBISHI DYNA TRAILERS	-	-	1	-
MITSUBISHI ΚΑΡΑΜΑΝΗΣ & ΣΙΑ Ο.Ε	-	-	2	-

Table 5 (cont.)
Sales of new and used Lorries by make: December 2016 and January - December 2016

Make	Lorries			
	December		January - December	
	new	used	new	used
NISSAN	31	94	510	1,368
NISSAN A. KAOUSSIS SA	-	-	3	-
NISSAN DYNA TRAILERS S.A.	-	-	1	-
NISSAN JET ENGINEERING	-	-	1	-
NISSAN SMYRLIADIS	-	-	6	-
NISSAN ΕΥΣΤΑΘΙΟΣ ΖΥΓΟΥΡΗΣ & ΣΙΑ ΕΒΕ	-	-	1	-
NISSAN ΤΑΞΙΑΡΧΟΥ	-	-	1	-
OPEL	25	44	223	852
PEUGEOT	18	19	471	316
PFAU	-	-	-	5
PIAGGIO	4	3	18	28
PIAGGIO TOUMBAS	-	-	1	-
PIAGGIO ΑΦΟΙ ΝΕΡΟΥΤΣΟΥ	-	-	1	-
PIAGGIO & C SPA A. KAOUSSIS SA	-	-	2	-
RELIANT	-	-	-	1
RENAULT	1	51	114	870
ROMEX	-	-	1	-
ROVER	-	-	-	3
SCANIA	-	27	13	353
SCANIA DYNA TRAILERS S.A.	-	-	1	-
SCANIA INOX STEEL TECHNICAL	-	-	1	-
SCANIA ΕΥΣΤΑΘΙΟΣ ΖΥΓΟΥΡΗΣ & ΣΙΑ ΕΒΕ	-	1	-	1
SEAT	-	1	1	12
SIMCA	-	-	-	1
SKODA	-	3	-	97
SMYRLIADIS	-	-	-	1
SSANGYONG	1	-	5	9
STEYER	-	-	-	7
SUZUKI	-	-	-	10
TATA	-	-	-	4
TOYOTA	85	38	943	570
TOYOTA SGOURIS	-	-	-	1
VOLKS WAGEN	26	48	447	771
VOLVO	2	24	31	497
VOLVO ΑΦΟΙ ΝΑΘΑΝΑΗΛ ΟΕ	-	1	-	1
VOLVO ΕΥΣΤΑΘΙΟΣ ΖΥΓΟΥΡΗΣ & ΣΙΑ ΕΒΕ	-	-	1	-
WARTBURG	-	-	-	2
TOTAL	425	846	5,918	15,365

Graph 10. Sales of new Lorries by make (December 2016)



Graph 11. Sales of new Lorries by make (January - December 2016)

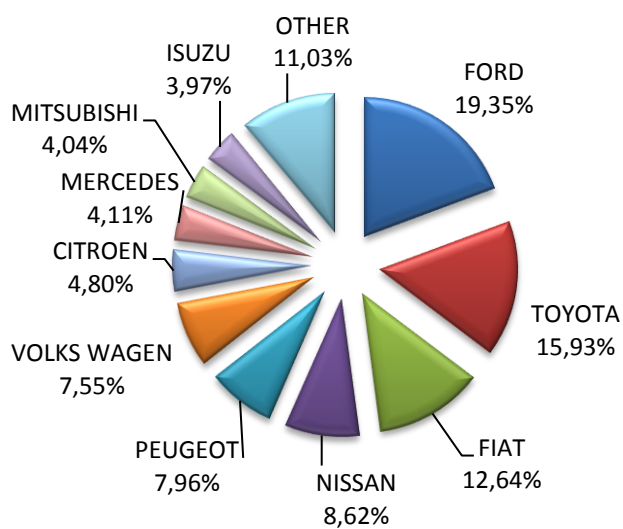


Table 6
Sales of new and used Buses by Make: December 2016 and January - December 2016

Make	Buses			
	December		January - December	
	new	used	new	used
AYATS	-	-	-	3
B.M.C.	-	-	-	1
BOVA	-	2	-	46
DAF	-	1	-	5
EOS-COACH	-	-	-	1
EVOBUS	-	1	-	13
FIAT	-	-	-	2
FIAT-IVECO	-	2	-	9
FORD	4	4	18	19
G. AUWARTER	-	1	-	1
GULERYUZ	-	-	6	-
IRISBUS	-	-	-	7
IRIZAR	-	-	2	-
ISUZU	-	-	4	-
ISUZU, ANADOLU ISUZU, TURKUAZ, TURQUOISE, AIOS	-	-	2	-
IVECO	-	-	3	5
JONCKHEERE	-	-	-	1
KARSAN	-	-	2	1
MAN	-	6	-	46
MAN/NEOPLAN	-	-	17	6
MERCEDES	1	26	28	376
MERCEDES ERMISBUS	-	-	1	-
MERCEDES CENTO BUS	1	-	5	-
MERCEDES ERDUMAN	-	-	20	-
MERCEDES GIANNOPOYLOS S.A	-	-	4	1
MERCEDES NIKAS	-	-	21	-
MERCEDES PAPADAKIS	1	-	22	-
NEOPLAN	-	2	-	36
OPEL	-	-	11	-
OTOKAR	-	-	5	2
PEUGEOT	-	-	-	25
RENAULT	-	-	-	4
SCANIA	-	4	-	43
SCANIA HIGER	-	-	4	-
SETRA	1	7	8	59
SIN MARCA	-	-	-	3
TEMSA	-	1	6	55
VAN HOOL	-	1	-	6
VDL	-	-	1	-
WISEON	-	-	-	1
VOLKSWAGEN	-	-	1	22
VOLVO	-	1	-	16

Table 6 (cont.)
Sales of new and used Buses by Make: December 2016 and January - December 2016

Make	Buses			
	December		January - December	
	new	used	new	used
XIAMEN KING LONG	-	-	-	4
TOTAL	8	59	191	819

Graph 12. Sales of new Buses by Make (January - December 2016)

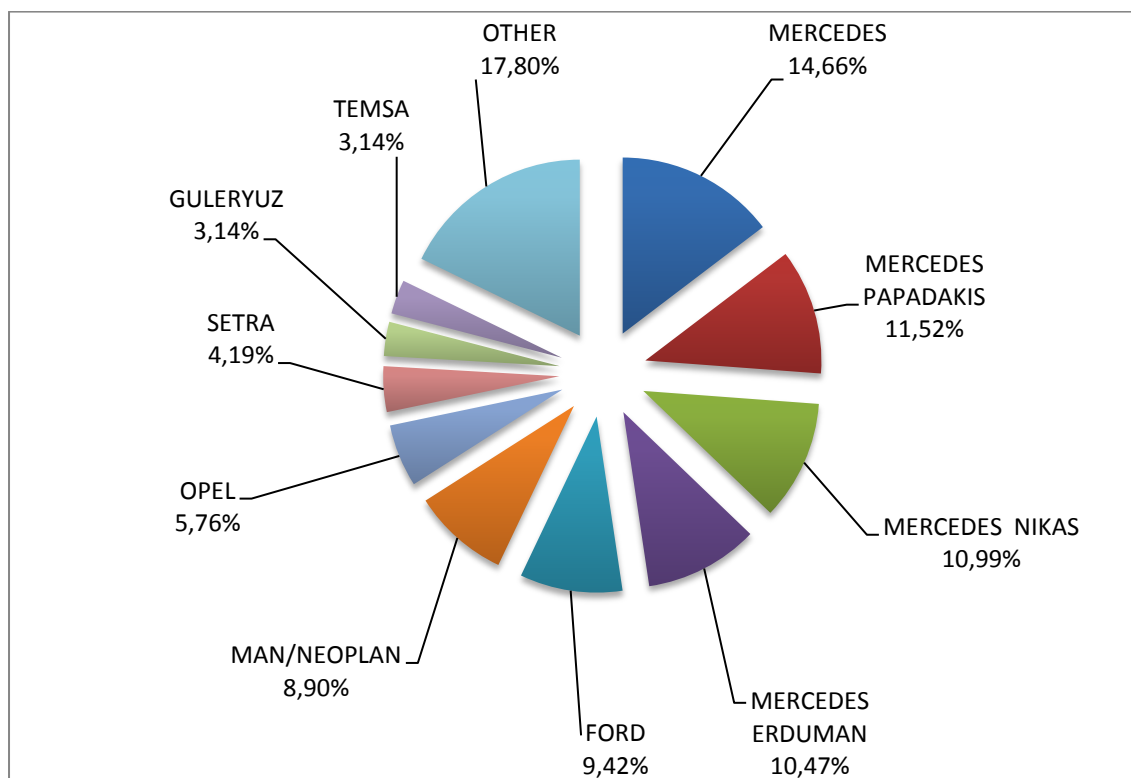


Table 7
Sales of new and used Motorcycles by make or manufacturer: December 2016 and
January - December 2016

Make	Motorcycles			
	December		January - December	
	new	used	new	used
ACCESS, GOES	-	-	46	1
AEON MOTOR	11	-	86	1
APRILIA	12	6	422	101
APRILIA, GILERA	-	-	20	-
APRILIA, PIAGGIO, GILERA	-	-	26	4
ARCTIC CAT	-	-	7	-
BAJAJ	3	-	6	-
BAOTIAN, SUPERKING, WALTON, HONDA	1	-	3	1
BASHAN, APACHI, ISILDAR APACHI, ISILDAR, APACHE , ADVENTUREMOTORS	1	-	19	-
BASHAN, MONDIAL, YUKI, APACHI, ISILDAR	1	-	46	-
BENELLI	1	-	3	1
BETA	5	-	32	3
BMW	16	1	491	44
BOMBARDIER RECREATIONAL PRODUCTS ING (BRP)	1	-	40	1
BUYANG	3	-	8	-
CFMOTO	14	-	156	2
CHEETA	-	-	4	-
CHINA JIALING	1	-	3	-
CHONGQING LIFAN	1	-	5	1
DAELIM	44	-	185	4
DAYANG, DAYTONA	186	-	1,554	6
DAYTONA	85	-	810	1
DERBI	1	-	37	2
DUCATI	12	-	178	11
EAGLE MOTORSPORTS	3	-	6	-
EUROMOTORS	1	-	6	-
EVA, EMBUGGY, VINTAGE, EVANGEL	-	-	9	-
FEISHEN, MONDIA	3	-	11	-
GAS GAS	1	-	3	1
GILERA	-	1	5	8
GILERA, PIAGGIO	-	-	7	4
GOUPIL	-	-	3	1
HAOJIAN, ZONTES, TAYO, Sharpon, IFINO, KIDEN, ZHONGYU, CUBT	-	-	22	-
HAOJIANG, SENKE, ZONTES, TAYO, YINGZHI, KIDEN, TANNY, ZHONGYU, RIPPER, FNX, RAFINZ, MONDIAL, FERRO, GB MOTORS	-	-	32	-
HARLEY DAVIDSON	6	-	88	20
HARTFORD	-	-	4	-
HER CHEE, ADLY	1	-	23	-
HONDA	449	18	4,440	566
HONLING, SHL, RIYA, TRIMAX, WA	2	-	6	-
HSUN, HISUN, APACHI, ICHIBAN, INCA, FAST POWER, Q-MOTO, EMU, FORSAGE, NISSAMARAN, LAPO MOTORS,STELS	3	-	30	-
HSUN, HISUN, APACHI, Q-MOTO, INCA, KMS, ICHIBAN, FORSAGE, CROWN, POLA	-	-	6	-
HUSABERG	-	-	-	3
HUSQVARNA	11	-	36	1
HYOSUNG	-	-	1	3

Table 7 (cont.)
Sales of new and used Motorcycles by make or manufacturer: December 2016 and
January - December 2016

Make	Motorcycles			
	December		January - December	
	new	used	new	used
INDIAN MOTORCYC	2	-	19	1
JIAJI, HUATIAN, FEILING, LINTEX, GOMAX, SOMOTO, TECHMOOVE, TAURIS	1	-	7	-
JIAJUE, JINDING, LANYING, DHS, MIROMOTO, ALPHAMOTO, SPRINT, QLINK, MAXON, Rich motors, EUROCKA(CKA), PEDAL	5	-	40	-
JIALING, MOTORAN, TRAXX, SPADA, SKYWING, SPD, ASUS, RACING	93	-	193	-
JIANGSU LINHAI	1	-	3	-
JIANSHE	2	-	33	-
JIANSHE, GEMINI	15	-	74	-
JINLANG, ZIPP, HORS, IVA, Ariic, figuretta motorcycles fat boy, btc, agm, lintex, razory, romet, motors	-	-	26	-
JINLING	-	-	12	1
JLAJI, HUATIAN, FEILING, TUTU, EPM, Mondid, KINGWAY, ROMET MOTORS	22	-	63	-
JMSTAR, SHENKE, HUIBANG, JONWAY, MOTORAN, MINELLI, LAPO MOTORS	5	-	13	-
JONWAY, JMSTAR, SHENKE, HUIBANG	-	-	5	1
JOYNER	-	-	28	-
KANDI, MX	-	-	3	-
KAWASAKI	11	-	245	28
KEEWAY	-	-	11	1
KENBO	3	-	5	-
KENOS	2	-	4	-
KL	5	-	60	-
KTM	86	1	408	12
KWANG YANG	-	-	-	65
KYMCO	978	11	4,420	223
LIFAN	4	-	75	-
LIFAN, HONLEI, SKYGO, BISAN-LIFAN	1	-	44	-
LIFAN, HONLEI, SKYGO, BISAN-LIFAN, SUMCO, TRUVA, SALCANO, YUKIMOTOR, RAMZY, BRANSON, XPLOER. NEMO, LEVO	5	-	45	-
LIFAN, HONLEI, SKYGO, BISAN-LIFAN, TRUVA, YUKI, SALCANO, SUMCO, RAMZEY, BRANSON, XPLOER, NEMO	-	-	63	-
LIFAN, SKYGO, HONLEI, BISAN-LIFAN, TRUVA, SALCANO, YUKI, RAMZEY, BRANSON, SUMCO, NEMO, XPLOER, LEVO, ACONDA	46	1	162	2
LIFAN, TRUVA, YUKI, SALCANO, SUMCO, RAMZEY, BRANSON, XPLOER, NEMO, LEVO	-	-	18	-
LINHAI	15	-	25	-
LINHAI, KUBA, LHY	1	-	61	-
LML	3	-	46	3
LONCIN	9	-	42	-
LONCIN, KINLON, DORTON, CCM	-	-	24	-
LONCIN, KINLON, LONGTING, KUBA, YUKI, MONDIAL, STMAX, KANU NI, MOTORAN, ASYA, QUSWA, PUMAREX, RALLY USA, MOD, CCM	85	-	255	-
LONGJIA, VMOTO, MLONGJIA, VMOTO, MOTOWELL, ORCAL, TNT MOTOR	-	-	5	-

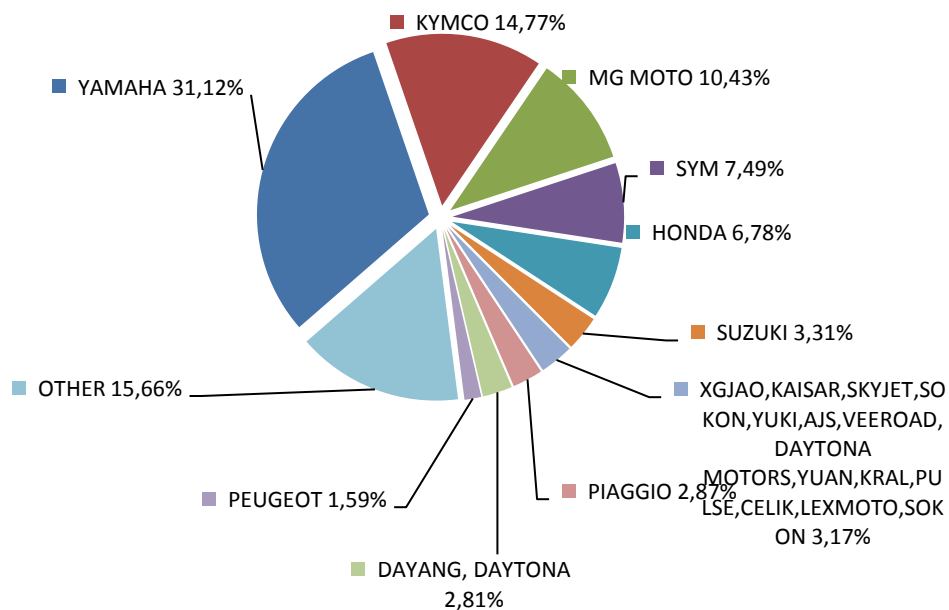
Table 7 (cont.)
Sales of new and used Motorcycles by make or manufacturer: December 2016 and
January - December 2016

Make	Motorcycles			
	December		January - December	
	new	used	new	used
MALAGUTI	-	1	-	7
MBK	-	1	3	20
MG MOTO	691	-	2,578	5
MINSK, ZONGSHEN, IRIBIS, MONDIAL, LEXMOTO, JUNAK, HONLEY, OVERBIKES	-	-	5	-
MODENAS	6	-	143	2
MOTO GUZZI	1	-	24	1
MOTO S.P.A	8	-	27	-
MV AGUSTA	-	-	11	2
NEMO, LEVO, HARBY HUNTER, ACON	-	-	5	-
NFM	-	-	4	-
ODES, LIANGZI, BRANSON	-	-	42	-
ORCAL	3	-	10	-
PEUGEOT	105	1	454	17
PGO	-	-	6	1
PIAGGIO	190	17	5,207	422
PIAGGIO, APRILIA	-	-	20	-
PIONEER, LEXMOTO, PULSE, BULLIT, OMAKS, JHC, ASYA, MONDIAL, KUBA,ACE	-	-	3	-
POLARIS	9	-	47	2
QINGQI, RKS, DAYTONA, RMG MOTO GUSTO	-	-	5	3
QINGQI,PIONEER,i-moto,SUPERBYKE,KENROD, QLINK,YUKI,SACHS-Bikes,Daytona	-	-	8	-
QJ, QJIANG, KEEWAY	53	-	218	3
QJ, QJIANG, KEEWAY, LEONE, KUBA, RKS, GENERIC, EXPLORER, RIDE, VENGO	104	1	328	1
QUADDY	1	-	4	-
QUADRO	-	-	11	-
RIYA, HONLING, YAMAKOYO, TIANYING, GOES, SANYOU, BM, FUN BIKE, WOTTA	8	-	62	-
ROYAL ENFIELD	10	-	13	-
SANYE FUXIN, MONDIAL, ISILDAR APACHI, APACHI, ISILDAR, LINTEX	-	-	3	-
SHANYANG	20	-	110	7
SHINERAY	21	-	99	-
SKYJET	-	-	14	1
SKYTEAM, SASIN, CSR, METALKO, SOKUDO, BAZUKA, MINICO, MOTOSBASI	16	-	90	1
SONIK, HAOLON, FORTUNE, JONDAI, TAURIS	-	-	5	-
STANDARD	17	-	35	-
SUZUKI	219	9	581	182
SYM	496	3	6,549	109
SYM, SANYANG	2	-	10	-
TAOTAO, VOM, LUUKO, TOROS, ZIPP	-	-	3	-
TGB	3	-	171	1
TIANMA, FASPIDER, GARELLI	1	-	3	-

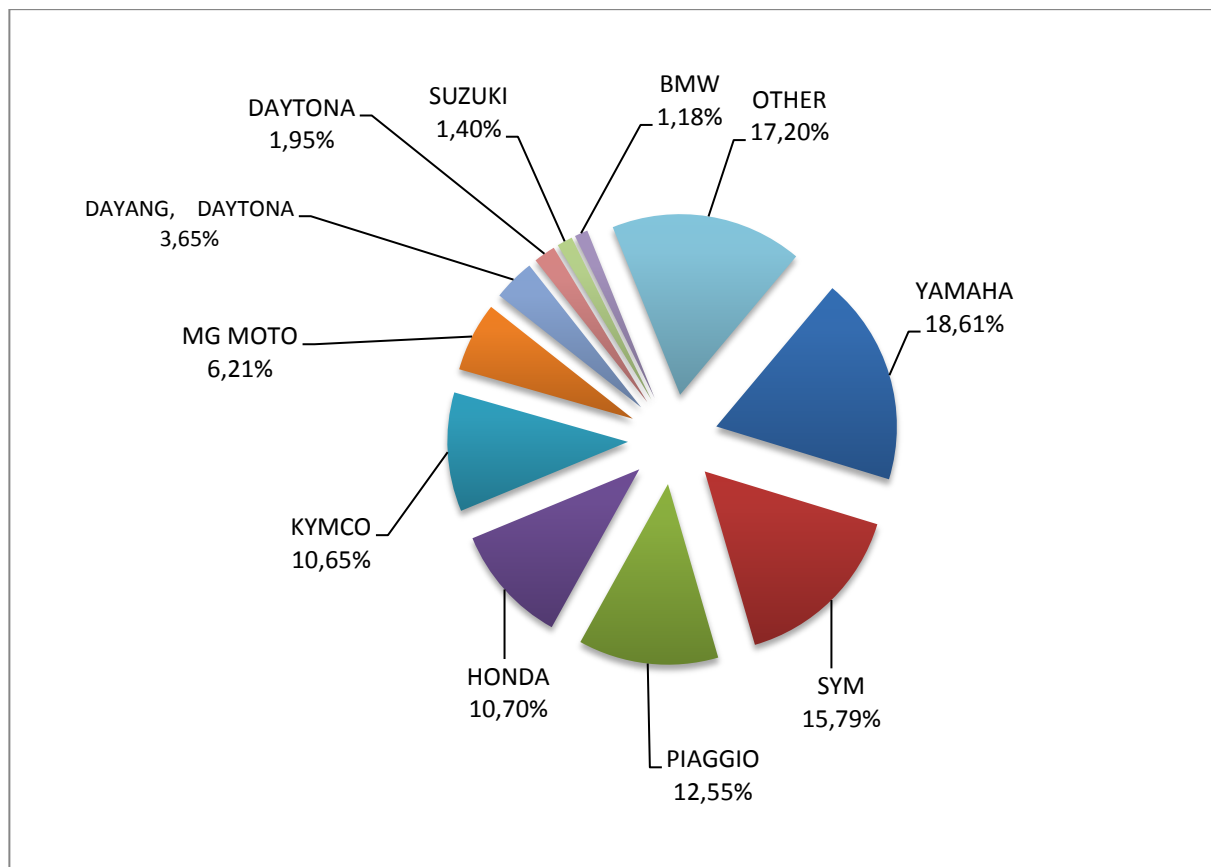
Table 7 (cont.)
Sales of new and used Motorcycles by make or manufacturer: December 2016 and
January - December 2016

Make	Motorcycles			
	December		January - December	
	new	used	new	used
TIANYING, RIYA, QISHENG, YAMAKOYO, HONGLING, ZIPP, TOROS, ROMET, ROMET MOTORS, ROUTER, VENTO, ASYA, BENYCO, BARA	1	-	7	-
TRIUMPH	4	-	167	10
TURBHO	-	-	3	-
VEEROAD	-	-	7	1
VICTORY MOTORCY	-	-	3	-
VMOTO,E-MAX,FMC,CSR,ROADSIGN,KENTOYA,JINYING,GOES,VETRIX,DAO, VENGO,TELL	8	-	14	-
WANGYE, SANBEN, UM, MONDIAL, KENOS, SUPERBYKE, IRBIS, MDC, MISTRAL, STREET ELEGANCE	27	-	179	1
XGJAO	2	-	52	-
XGJAO,KAISAR,SKYJET,SOKON,YUKI,AJS,VEEROAD,DAYTONA MOTORS,YUAN,KRAL,PULSE,CELIK,LEXMOTO,SOKON	210	-	429	-
XIAMEN XIASHING	-	-	-	3
XINGYUE, GS MOON, AXY, SUMCO	-	-	7	-
XINLING, HEROWAY, LEDOW	-	-	3	-
XINYANG	1	-	15	-
YAMAHA	2,061	22	7,722	658
YIBEN, MEIDUO, VONROAD, WUBEN, NIM	-	-	9	1
YINGANG	-	-	5	-
YINXIANG	1	-	31	-
YINXIANG, KENBO	17	-	142	-
YINXIANG, KENBO, VENOM, CHEETA, ZIPP, NEMO, FEKON, ANATOLIA, CANBO	2	-	11	-
ZHENHUA, ACTIONBIKES	-	-	3	-
ZHONGNENG, ASYA, DADO, ZNEN, BARON	-	-	7	-
ZHONGNENG, ZNEN, daDo, DIRECT BIKES, GOWINN, VIVACOX, NECO, AGM, LEE, ASYA	3	-	136	-
ZHONGNENG, ZNEN, DIRECT BIKES, SUNSTO, LEARNERLEGAL, SCOOTTE	2	-	14	-
ZONGSHEN	3	-	5	-
ZONGSHEN, ZIP STAR, PIAGGIO, HONLEY, LEXMOTO, MONDIAL, PULSE, OVERBIKES, XR HORIZONT, KTNS, DERRACE	-	-	4	1
ZONGSHEN, ZIPSTAR, ZEALSUN, KENTO	-	-	14	-
ZONGSHEN, ZNEN	-	-	4	-
ZXMCO, ZHONGXING, BEWHEEL, TURBHO, RAZZO, MOTORAN, RABBIT MOTORS	9	-	74	-
OTHER	8	3	46	29
TOTAL	6,622	97	41,486	2,619

Graph 13. Sales of new Motorcycles (December 2016)



Graph 14. Sales of new Motorcycles (January - December 2016)



EXPLANATORY NOTES

Survey on the issuing of new road motor vehicle circulation licenses	The survey on the issuing of new motor vehicle circulation licenses is a census survey. The released data give information, at country level, on the brand and type of the motor vehicle, as well as whether it is new or used. The survey does not include vehicles that move on rails, trolley busses, agricultural tractors and machinery. In addition, the following are excluded: all motor vehicles of the Armed Forces, Police, Fire Brigade, State Services, Diplomatic Corps, Foreign Missions, and Invalids of Wars, as well as motorcycles with a cylinder capacity less than 50 cc.
Legal basis	Law 3832/2010
Reference Period	December 2016
Coverage	The production of monthly data is based on the registers held by the Ministry of Infrastructure, Transport and Networks, which records all the monthly changes observed in the vehicle registration licences at country level.
Definitions	<p>Road motor vehicle is any vehicle that, irrespective of the number of wheels, is moved by an engine and is designed to transport persons or cargo or both of them, either they are on the same single vehicle or on a trailer carried by the main motor vehicle.</p> <p>New road motor vehicle is any motor vehicle that is registered for the first time in Greece during the reference month and has not been put into circulation in any other country.</p> <p>Used motor vehicle is any motor vehicle that is registered for the first time in Greece and has been imported as a used one from abroad</p> <p>Passenger motor vehicle: it is a motor vehicle designed to carry mostly people, having no more than 9 seats, including the driver's seat.</p> <p>Bus: it is a motor vehicle, which is designed to carry mostly people, having more than 10 seats, including the driver's seat. (In the corresponding tables of this Press Release, this category also includes articulated buses.)</p> <p>Lorry: it is motor vehicle designed to carry mostly cargo. (In the corresponding tables of this Press Release, this category also includes tractors, tow trucks, articulated tractors, and trucks with trailers).</p> <p>Motorcycle: any two-wheeled motor vehicle, with or without sidecar, with maximum authorized design speed over 45 km/h, or in case it is powered by a combustion engine, with a cylinder capacity of 50 cc or over (In the corresponding tables of this Press Release, this category also includes the three-wheeled motor vehicles – motor tricycles).</p> <p>Tricycle motor vehicle: it is a motor vehicle with three symmetrical wheels with maximum authorized design speed over 45 km/h, or in case it is powered by a combustion engine, with a cylinder capacity over the 50 cc. This category also includes four-wheel vehicles, except the light four-wheel motorcycles, whose empty vehicle tare (excluding the weight of the fuel or mixture of fuel-oil or the weight of the batteries for electric cars) is up to 400 kg in the case the vehicle is designed for passenger use or up to 550 kg in case the vehicle is designed to carry cargo and whose engine is up to 15KW.</p>

Methodology Exhaustive Survey. The primary data derive from the Ministry of Infrastructure, Transport and Networks and are based on the issuing of new circulation licences as they are registered by the Regional Offices for Transport and Communications.

References More information (graphs, tables) concerning the survey on the issuing of new motor vehicle circulation licences are available on the webpage of ELSTAT, www.statistics.gr, under the link
<http://www.statistics.gr/en/statistics/-/publication/SME18/->