

Piraeus, 8 - 8 - 2016

PRESS RELEASE

Issuing of Motor Vehicle Circulation Licences: July 2016

The Hellenic Statistical Authority announces that in July 2016, 11.687 road motor cars (both new and used from abroad) were put into circulation for the first time, recording a 42,9% increase compared with the corresponding month of 2015 when the number of road motor cars was 8.181. In July 2015, a 23,9% decrease had been observed in comparison with the corresponding month of 2014 (Table1, Chart1). A total number of 7.578 new cars were put into circulation in July 2016 compared with 5.521 in July 2015, recording a 37,3% increase.

The new motorcycles (over 50cc) that were put into circulation for the first time in July 2016 amounted to 5.153, against 3.085 in 2015, thus recording a 67,0% increase. In July 2015, a 39,0% decrease had been observed in comparison with the corresponding month of 2014 (Table 1, Chart1). Out of the above motorcycles 4.852 were new, while the corresponding figure in July 2015 was 2.862, recording a 69,5% increase.

During the period January - July 2016, 84.217 road motor cars (both new and used from abroad) were put into circulation for the first time, representing a 12,9% increase compared to the corresponding period of 2015 when the number of road motor cars was 74.603. During the period January - July 2015 an increase of 18,4% had been observed in comparison with the corresponding period of 2014 (Table2, Charts 2,3). Out of the above number of road motor cars that were put into circulation, from January to July 2016, 58.127 were new, while the corresponding number during the respective period of 2015 was 51.958, recording an 11,9% increase.

During the period January - July 2016 the circulation of new motorcycles (over 50cc) amounted to 25.541, against 22.557 in 2015, thus representing a 13,2% increase. An increase of 2,4% had been observed during the period January - July 2015 in comparison with the corresponding period of 2014 (Table 2, Charts 2,3). A total number of 23.853 new motorcycles were put into circulation, from January to July 2016, compared with 21.190 during the corresponding period of 2015, recording a 12,6% increase.

Information:

Division of Statistics on Trade and Services
Section of Transport, Communications and Mass Media

Konstantinos Menexes

Telephon : (0030) 213 1352500

FAX : (0030) 213 1352496

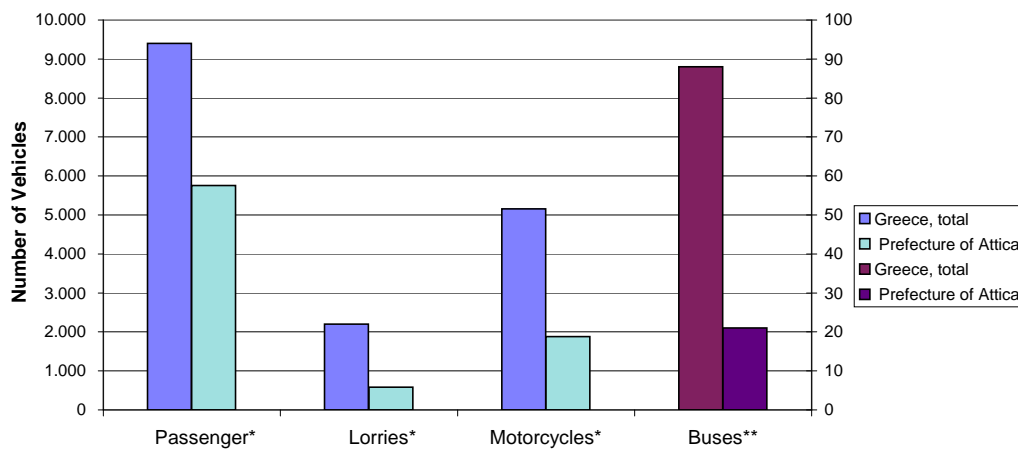
e-mail : k.menexes@statistics.gr

**Table 1. Road motor vehicles, both new and used, put into circulation for the first time in Greece:
July 2014 - 2016**

Category of Road Motor Vehicles	July						Change (%)			
	2016		2015		2014		2016/2015		2015/2014	
	Total	Used	Total	Used	Total	Used	Total	Used	Total	Used
Greece, total										
Road Motor Vehicles,total	16.840	4.410	11.266	2.883	15.801	2.915	49,5	53,0	-28,7	-1,1
1. Road motor cars	11.687	4.109	8.181	2.660	10.744	2.687	42,9	54,5	-23,9	-1,0
Passenger Cars	9.401	2.373	6.856	1.641	8.976	1.436	37,1	44,6	-23,6	14,3
Buses	88	74	60	49	72	47	46,7	51,0	-16,7	4,3
Lorries	2.198	1.662	1.265	970	1.696	1.204	73,8	71,3	-25,4	-19,4
2. Motorcycles > 50 cc	5.153	301	3.085	223	5.057	228	67,0	35,0	-39,0	-2,2
Prefecture of Attica										
Road Motor Vehicles,total	8.238	1.331	5.282	773	7.550	776	56,0	72,2	-30,0	-0,4
1. Road motor cars	6.357	1.286	4.277	737	5.896	736	48,6	74,5	-27,5	0,1
Passenger Cars	5.755	932	3.992	570	5.403	511	44,2	63,5	-26,1	11,5
Buses	21	17	16	10	20	10	31,3	70,0	-20,0	0,0
Lorries	581	337	269	157	473	215	116,0	114,6	-43,1	-27,0
2. Motorcycles > 50 cc	1.881	45	1.005	36	1.654	40	87,2	25,0	-39,2	-10,0

Category of Road Motor Vehicles	Average Aug. 2015 - Jul. 2016		Average Aug. 2014 - Jul. 2015		Change (%)	
					Average Aug. 2015 - Jul. 2016 / Average Aug. 2014 - Jul. 2015	
	Total	Used	Total	Used	Total	Used
Greece, total						
Road Motor Vehicles,total	13.781	3.383	12.337	2.968	11,7	14,0
1. Road motor cars	10.482	3.179	9.495	2.800	10,4	13,5
Passenger Cars	8.741	1.944	7.833	1.633	11,6	19,0
Buses	72	58	63	53	13,5	9,0
Lorries	1.669	1.177	1.599	1.114	4,4	5,7
2. Motorcycles > 50 cc	3.299	204	2.842	168	16,1	21,4

Graph 1. New registrations of motor vehicles: July 2016



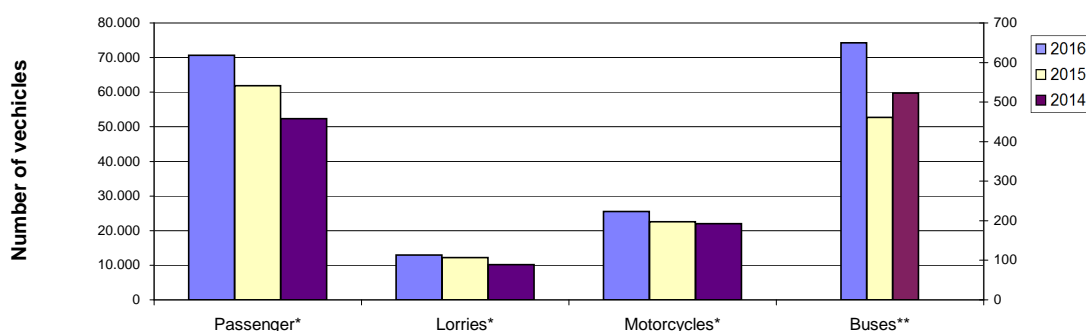
* For Passenger motor vehicles, Lorries and Motorcycles see the left axis scale

** For Buses see the right axis scale

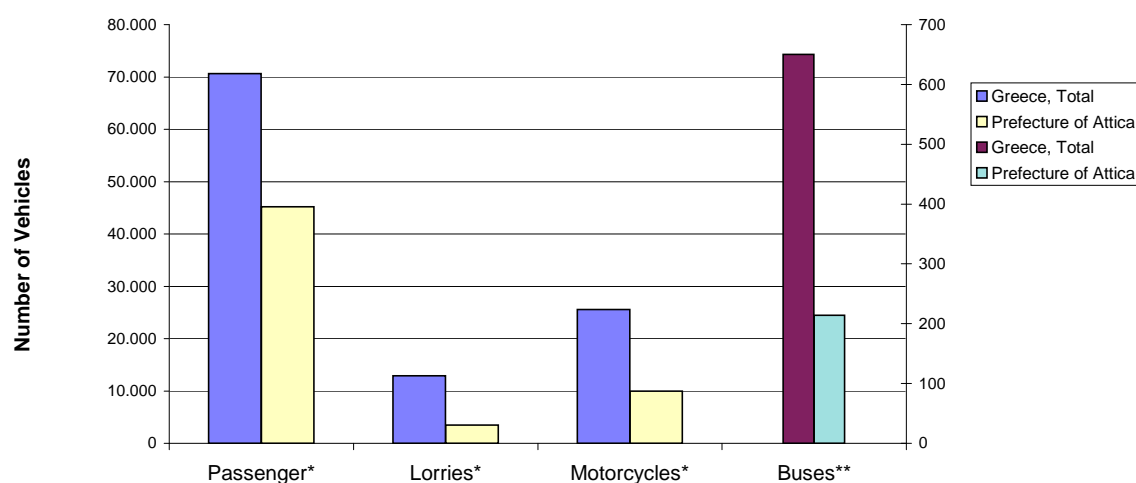
**Table 2. Road motor vehicles, both new and used, put into circulation for the first time in Greece:
Jan. - Jul. 2014 - 2016**

Category of Road Motor Vehicles	January - July						Change (%)			
	2016		2015		2014		2016/2015		2015/2014	
	Total	Used	Total	Used	Total	Used	Total	Used	Total	Used
Greece, total										
Road Motor Vehicles,total	109.758	27.778	97.160	24.012	85.057	16.273	13,0	15,7	14,2	47,6
1. Road motor cars	84.217	26.090	74.603	22.645	63.026	15.263	12,9	15,2	18,4	48,4
Passenger Cars	70.653	16.254	61.910	13.583	52.363	7.619	14,1	19,7	18,2	78,3
Buses	650	517	461	370	523	380	41,0	39,7	-11,9	-2,6
Lorries	12.914	9.319	12.232	8.692	10.140	7.264	5,6	7,2	20,6	19,7
2. Motorcycles > 50 cc	25.541	1.688	22.557	1.367	22.031	1.010	13,2	23,5	2,4	35,3
Prefecture of Attica										
Road Motor Vehicles,total	58.845	8.019	48.818	6.374	42.579	3.951	20,5	25,8	14,7	61,3
1. Road motor cars	48.901	7.833	40.056	6.136	34.051	3.796	22,1	27,7	17,6	61,6
Passenger Cars	45.171	5.976	36.596	4.570	31.203	2.429	23,4	30,8	17,3	88,1
Buses	214	158	166	125	220	139	28,9	26,4	-24,5	-10,1
Lorries	3.516	1.699	3.294	1.441	2.628	1.228	6,7	17,9	25,3	17,3
2. Motorcycles > 50 cc	9.944	186	8.762	238	8.528	155	13,5	-21,8	2,7	53,5

**Graph 2. New motor vehicle circulation licences: comparative data
January - July 2014, 2015, 2016**



Graph 3. New registrations of motor vehicles: January - July 2016

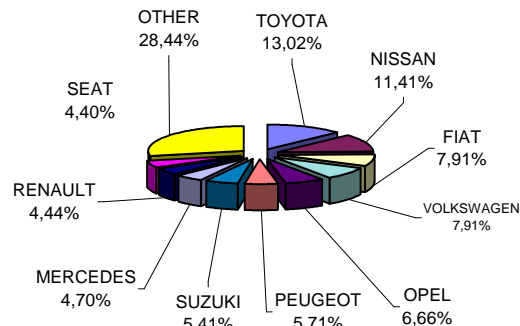


* For Passenger motor vehicles, Lorries and Motorcycles
see the left axis scale
** For the Buses see the right axis scale

**Table 3. Sales of new and used passenger cars by make:
July and January - July 2016**

Makes	Passenger cars			
	July		Jan. - Jul.	
	new	used	new	used
ADRIA	-	-	-	1
ALFA LANCIA	-	-	-	1
ALFA ROMEO	47	15	315	122
ALPINA	-	-	-	1
AUDI	263	30	1.923	360
AUSTIN	-	1	-	2
BEACH-BAGGY	-	-	-	1
BENTLEY	-	-	-	2
BMW	307	34	2.685	451
CHEVROLET	-	1	-	17
CHRYSLER	-	-	-	1
CITROEN	277	103	2.552	756
DACIA	104	11	413	57
DAEWOO	-	8	-	10
DAIHATSU	-	13	-	49
DETHLEFFS	-	-	1	9
DODGE	-	-	-	3
FERRARI	-	-	-	5
FIAT	556	172	3.427	1.079
FIAT-IVECO	-	-	-	1
FISSORE-FIAT	-	-	-	1
FORD	232	163	2.381	1.282
GM KOREA (CHEVROLET)	1	12	130	59
HONDA	79	15	382	87
HUMMER	-	1	-	2
HYUNDAI	43	61	499	253
JAGUAR	2	-	10	13
JEEP	50	6	574	34
KIA	47	21	608	89
LADA	-	-	-	2
LANCIA	5	7	16	59
LAND ROVER	11	12	50	158
LEXUS	5	1	27	24
LOTUS	-	-	-	1
MAN	-	-	-	1
MASERATI	-	-	-	1
MAZDA	1	19	76	121
MERCEDES	330	113	2.554	1.205
MERCEDES Z.MANTOS	17	-	71	-
MG	-	-	-	2
MINI	139	25	988	197
MITSUBISHI	9	22	98	124
NISSAN	802	94	5.917	679
OPEL	468	363	4.540	2.498
PEUGEOT	401	132	4.303	795
PORSCHE	1	9	12	95
RENAULT	312	103	2.048	644
RILEY	-	1	-	2
SAAB	-	1	-	12
SEA / MOBILVETT	-	3	-	9
SEAT	309	8	1.453	82
SKODA	192	53	896	295
SMART	50	145	478	871
SSANGYONG	11	-	90	1
SUBARU	7	3	27	13
SUZUKI	380	60	2.974	421
TATA	-	-	-	2
TESLA MOTORS	1	-	2	1
TOYOTA	915	399	6.395	2.164
VOLKSWAGEN	556	117	4.494	886
VOLKSWAGEN Z.MANTOS	-	-	1	-
VOLVO	98	16	989	140
WILLYS	-	-	-	1
TOTAL	7.028	2.373	54.399	16.254

**Graph 4. Sales of new passenger cars:
July 2016**



**Graph 5. Sales of new passenger cars:
January - July 2016**

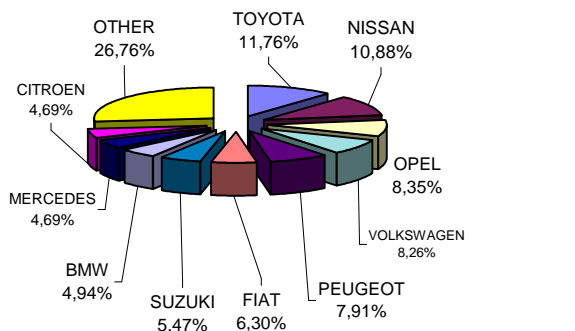



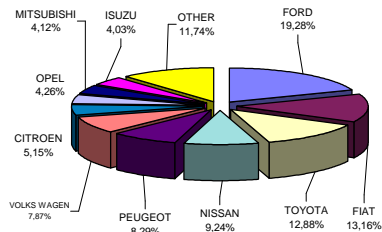
Table 4. Sales of new and used lorries by make:
July and January - July 2016

Makes	Lorries			
	July		Jan. - Jul.	
	new	used	new	used
B.M.W.	-	-	-	1
CADILLAC	-	-	-	1
CHEVROLET	-	1	-	3
CHRYSLER (DODGE)	-	-	-	1
CITROEN	16	31	185	199
DACIA	-	3	2	13
DAF	3	40	10	221
DAF A. KAOUSSIS	-	-	1	-
DAF STATHIS	-	-	1	-
DAF TECMEC A.E.B.E.	-	-	2	-
DAF TOUMBAS D. & Co L.P.	-	-	2	-
DAF ΗΦΑΙΣΤΟΣ ΣΤΕΦΑΝΟΣ	-	-	2	-
DAIHATSU	-	1	-	5
DODGE	-	-	-	1
FIAT	75	198	473	1.144
FIAT STATHIS	-	-	1	-
FIAT-IVECO	-	8	-	46
FORD	119	186	693	1.084
FORD AVF HELLAS	-	-	2	-
FORD Α&Ι ΔΕΡΒΙΣΗΣ	-	-	1	-
GENERAL MOTORS	-	-	-	2
GRECAV SPA	-	-	-	1
HONDA	-	-	-	1
HUMMER	-	-	-	1
HYUNDAI	-	2	-	40
ISUZU	10	22	145	119
ISUZU A. KAOUSSIS SA	1	-	2	-
ISUZU ΤΑΞΙΑΡΧΟΥ	-	-	1	-
IVECO	-	19	7	95
IVECO A. KAOUSSIS SA	-	-	7	-
IVECO CENTIGON	-	-	8	-
IVECO CONTRUCK MECHANICA	-	-	1	-
IVECO KOSKERIDIS	-	-	5	-
IVECO SMYRLIADIS	1	-	2	-
IVECO ΑΝΔΡΕΑΣ ΚΑΡΚΑΓΓΕΛΗΣ	-	-	1	-
IVECO ΗΦΑΙΣΤΟΣ ΣΤΕΦΑΝΟΣ	-	-	10	-
IVECO MAGIRUS	-	1	-	11
IZ	-	-	-	1
JEEP	-	1	-	4
KASSBOHRER	1	-	1	-
KIA	-	-	-	4
LAND ROVER	-	2	-	8
MAGIRUS	-	-	-	1
MAHINDRA	-	-	2	1
MAN	-	66	7	352
MAN A. KAOUSSIS SA	-	-	8	-
MAN SMYRLIADIS	-	-	3	-
MAN ΕΥΣΤΑΘΙΟΣ ΖΥΓΟΥΡΗΣ & ΣΙΑ Ε	-	-	4	-
MAN-VOLKS WAGEN	-	-	-	1
MAZDA	-	39	1	233
MERCEDES	8	365	133	1.848
MERCEDES A. KAOUSSIS	3	-	17	-
MERCEDES AVF HELLAS	-	-	1	-
MERCEDES DYNA TRAILERS	-	-	10	-
MERCEDES TRUCK NET	-	-	2	-
MERCEDES Α&Ι ΔΕΡΒΙΣΗΣ	-	-	1	-
MERCEDES ΤΑΞΙΑΡΧΟΥ	-	-	1	-
MERCEDES ERMICON	-	-	1	-
MERCEDES MEILLER	-	-	8	-
MERCEDES NIKAS	-	-	1	-
MERCEDES ΠΑΠΑΔΟΠΟΥΛΟΣ TANK	1	-	1	-
MERCEDES SMYRLIADIS	1	-	6	-
MERCEDES STATHIS	1	-	10	-
MERCEDES ΧΑΤΖΟΓΛΟΥ	-	-	1	-
MERCEDES Ζ. ΜΑΝΤΟΣ	-	-	1	-
MERCEDES ΗΦΑΙΣΤΟΣ ΣΤΕΦΑΝΟΣ	-	-	4	-
MINIBUS	21	81	148	456
MITSUBISHI DYNA TRAILERS	-	-	1	-
MITSUBISHI ΚΑΡΑΜΑΝΗΣ & ΣΙΑ Ο.Ε	-	-	1	-
NISSAN	65	134	332	773
NISSAN A. KAOUSSIS SA	-	-	3	-
NISSAN JET ENGINEERING	-	-	1	-
NISSAN SMYRLIADIS	1	-	4	-
NISSAN ΕΥΣΤΑΘΙΟΣ ΖΥΓΟΥΡΗΣ & Σ	-	-	1	-
OPEL	18	97	153	528
PEUGEOT	37	28	298	187
PFAU	-	-	-	3
PIAGGIO	4	4	12	17
PIAGGIO TOUMBAS	-	-	1	-
RENAULT	10	85	68	491
ROMEX	-	-	1	-
ROVER	-	-	-	2
SCANIA	-	37	7	218
SCANIA INOX STEEL TECHNICAL	-	-	1	-
SCANIA DYNA TRAILERS S.A.	-	-	1	-
SEAT	-	3	1	9
SIMCA	-	-	-	1
SKODA	-	8	-	63
SMYRLIADIS	-	-	-	1
SPIAGGIO & C SPA A. KAOUSSIS	1	-	1	-
SSANGYONG	-	2	1	4
STEYER	-	1	-	5
SUZUKI	-	-	-	7
TATA	-	1	-	3
TOYOTA	79	65	463	340
TOYOTA SGOURIS	-	-	-	1
VOLKS WAGEN	56	69	283	444
VOLVO	4	62	25	322
WARTBURG	-	-	-	2
TOTAL	536	1.662	3.595	9.319

Graph 6. Sales of new lorries:
July 2016



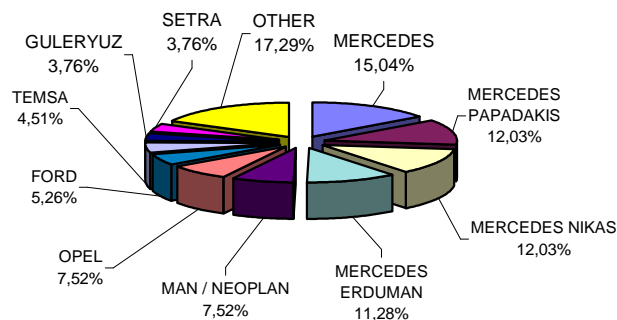
Graph 7. Sales of new lorries:
January - July 2016



**Table 5. Sales of new and used buses by make:
July and January - July 2016**

Makes	Buses			
	July		Jan. - Jul.	
	new	used	new	used
AYATS	-	1	-	1
B.M.C.	-	-	-	1
BOVA	-	5	-	32
DAF	-	-	-	4
EOS-COACH	-	-	-	1
EVOBUS	-	3	-	25
FIAT	-	-	-	1
FIAT-IVECO	-	-	-	7
FORD	2	2	7	9
G. AUWARTER	-	1	-	3
GULERYUZ	-	-	5	-
HIGER (SCANIA)	-	-	3	-
IRISBUS	-	4	-	5
IRIZAR	-	-	2	-
ISUZU	2	-	2	-
ISUZU, ANADOLU ISUZU,	1	-	2	-
IVECO	-	3	3	4
JONCKHEERE	-	1	-	1
KARSAN	-	-	2	-
KASSBOHRER	-	-	-	1
MAN	-	2	1	29
MAN / NEOPLAN	-	3	10	3
MERCEDES	-	30	20	209
MERCEDES CENTO BUS	-	-	2	-
MERCEDES PAPADAKIS	2	-	16	-
MERCEDES ERDUMAN	1	-	15	-
MERCEDES GIANNOPOY	-	-	3	-
MERCEDES NIKAS	3	-	16	-
NEOPLAN	-	1	-	23
OPEL	2	-	10	-
OTOKAR	1	-	2	-
PEUGEOT	-	-	-	23
RENAULT	-	-	-	2
SCANIA	-	6	-	29
SETRA	-	3	5	36
SIN MARCA	-	-	-	3
TEMSA	-	4	6	31
VAN HOOL	-	-	-	3
VOLKSWAGEN	-	3	1	15
VOLVO	-	2	-	13
XIAMEN KING LONG	-	-	-	3
TOTAL	14	74	133	517

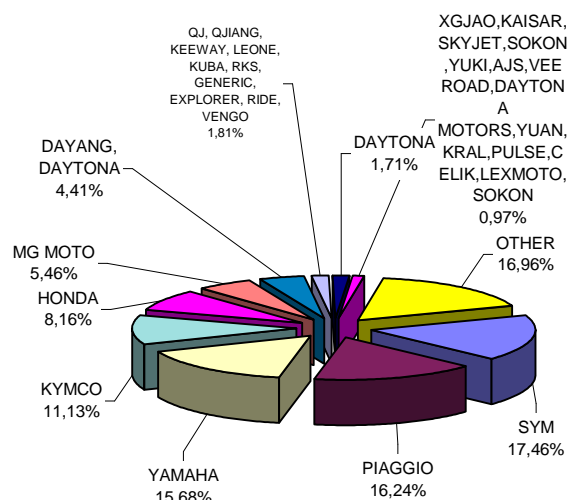
**Graph 8. Sales of new buses:
January - July 2016**



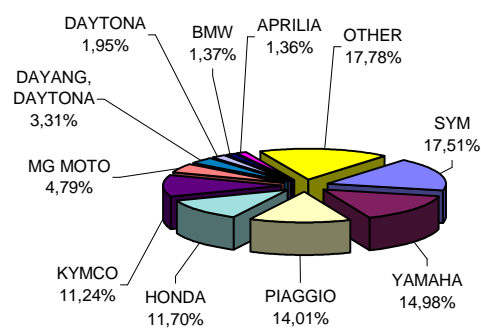
**Table 6. Sales of new and used motorcycles by make or manufacturer:
July and January - July 2016**

Makes	Motorcycles			
	July		Jan. - Jul.	
	new	used	new	used
ACCESS, GOES	11	-	41	1
AEON MOTOR	20	1	68	1
APRILIA	43	13	325	64
APRILIA, PIAGGIO, GILERA	6	1	41	3
BASHAN, APACHI, ISILDAR APAC	5	-	15	-
BASHAN, MONDIAL, YUKI, APAC	3	-	43	-
BETA	-	1	15	2
BMW	43	6	327	28
BOMBARDIER INC.	3	-	29	1
CFMOTO	26	-	120	1
DAELIM	16	1	79	3
DAYANG, DAYTONA	214	-	790	5
DAYTONA	83	-	466	-
DERBI	9	1	30	1
DUCATI	23	-	123	4
GILERA, PIAGGIO	4	2	9	11
HAOJIANG, SENKE, ZONTES, TA	7	-	43	-
HARLEY DAVIDSON	10	1	68	11
HER CHEE, ADLY	3	-	19	-
HONDA	396	63	2,791	355
HSUN, HISUN, APACHI, ICHIBAN	12	-	29	-
HUSQVARNA	1	1	13	1
INDIAN MOTORCYC	-	-	14	-
JIAJUE, JINDING, LANYING, DHS, M	10	-	29	-
JIALING, MOTORAN, TRAXX, SPA	24	-	45	-
JIANSHE, GEMINI	14	-	52	-
JINLANG, ZIPP, HORS, IVA, Ariic,	26	-	26	-
JINLING	-	-	11	1
JLAJI, HUATIAN, FEILING, TUTU,	7	-	23	-
JOYNER	10	-	27	-
KAWASAKI	27	4	178	18
KEEWAY	4	-	10	1
KL	8	-	42	-
KTM	36	-	233	8
KWANG YANG	-	9	-	47
KYMCO	540	19	2,680	133
LIFAN	9	-	64	-
LIFAN, HONLEI, SKYGO, BISAN-L	22	-	114	-
LINHAI, KUBA, ONLINE, LHY	14	-	57	-
LML	5	-	39	3
LONCIN, KINLON, LONGTING, KUB	30	-	210	-
MBK	1	2	1	14
MG MOTO	265	1	1,143	5
MODENAS	18	-	106	1
MOTO GUZZI	3	1	18	1
MV AGUSTA	2	-	8	2
ODES, LIANGZI, BRANSON	13	-	33	-
PEUGEOT	46	3	235	13
PIAGGIO	788	49	3,341	279
POLARIS	10	1	29	1
QINGQI, RKS, DAYTONA, RMG M	2	-	7	3
QJ, QJIANG, KEEWAY, LEONE, K	88	-	277	3
RIYA, HONLING, YAMAKOYO, TIA	21	-	47	-
SHANYANG	7	1	40	3
SHINERAY	4	-	69	-
SKYJET	-	-	9	1
SKYTEAM, SACIN, METALCO, SC	12	-	49	-
STANDARD	1	-	17	-
SUZUKI	24	24	289	117
SYM	847	10	4,177	74
TGB	15	-	156	1
TRIUMPH	22	3	117	5
WANGYE, SANBEN, UM, MONDIA	19	1	93	1
XGJAO	5	-	41	-
XGJAO, KAISAR, SKYJET, SOKON,	47	-	120	-
XINYANG	1	-	10	-
YAMAHA	761	75	3,572	432
YINXIANG, KENBO, VENOM, CHE	46	-	122	-
ZHONGNENG, ZNEN, daDo, DIRE	12	-	139	-
ZXMC, ZHONGXING, BEWHEEL	10	-	50	-
OTHER	38	7	200	29
TOTAL	4,852	301	23,853	1,688

**Graph 9. Sales of new motorcycles:
July 2016**



**Graph 10. Sales of new motorcycles:
January - July 2016**



EXPLANATORY NOTES

Survey on the issuing of new road motor vehicle circulation licenses

The survey on the issuing of new motor vehicle circulation licenses is a census survey. The released data give information, at country level, on the brand and type of the motor vehicle, as well as whether it is new or used. The survey does not include vehicles that move on rails, trolley busses, agricultural tractors and machinery. In addition, the following are excluded: all motor vehicles of the Armed Forces, Police, Fire Brigade, State Services, Diplomatic Corps, Foreign Missions, and Invalids of Wars, as well as motorcycles with a cylinder capacity less than 50 cc.

Legal basis

Law 3832/2010

Reference Period

July 2016

Coverage

The production of monthly data is based on the registers held by the Ministry of Infrastructure, Transport and Networks, which records all the monthly changes observed in the vehicle registration licences at country level.

Definitions

Road motor vehicle is any vehicle that, irrespective of the number of wheels, is moved by an engine and is designed to transport persons or cargo or both of them, either they are on the same single vehicle or on a trailer carried by the main motor vehicle. **New** road motor vehicle is any motor vehicle that is registered for the first time in Greece during the reference month and has not been put into circulation in any other country. **Used motor** vehicle is any motor vehicle that is registered for the first time in Greece and has been imported as a used one from abroad

Passenger motor vehicle: it is a motor vehicle designed to carry mostly people, having no more than 9 seats, including the driver's seat.

Bus: it is a motor vehicle, which is designed to carry mostly people, having more than 10 seats, including the driver's seat. (In the corresponding tables of this Press Release, this category also includes articulated buses.)

Lorry: it is motor vehicle designed to carry mostly cargo. (In the corresponding tables of this Press Release, this category also includes tractors, tow trucks, articulated tractors, and trucks with trailers).

Motorcycle: any two-wheeled motor vehicle, with or without sidecar, with maximum authorized design speed over 45 km/h, or in case it is powered by a combustion engine, with a cylinder capacity of 50 cc or over (In the corresponding tables of this Press Release, this category also includes the three-wheeled motor vehicles – motor tricycles).

Tricycle motor vehicle: it is a motor vehicle with three symmetrical wheels with maximum authorized design speed over 45 km/h, or in case it is powered by a combustion engine, with a cylinder capacity over the 50 cc. This category also includes four-wheel vehicles, except the light four-wheel motorcycles, whose empty vehicle tare (excluding the weight of the fuel or mixture of fuel-oil or the weight of the batteries for electric cars) is up to 400 kg in the case the vehicle is designed for passenger use or up to 550 kg in case the vehicle is designed to carry cargo and whose engine is up to 15KW.

Methodology

Exhaustive Survey. The primary data derive from the Ministry of Infrastructure, Transport and Networks and are based on the issuing of new circulation licences as they are registered by the Regional Offices for Transport and Communications.

References

More information (graphs, tables) concerning the survey on the issuing of new motor vehicle circulation licences are available on the webpage of ELSTAT, www.statistics.gr, under the link "Statistical Themes > Transport > Vehicles > Vehicle > Vehicle Licensing – Vehicle Fleet