

Piraeus, 10 - 11 - 2015

PRESS RELEASE

Issuing of Motor Vehicle Circulation Licences: October 2015

The Hellenic Statistical Authority announces that in October 2015, 7.897 road motor cars (both new and used from abroad) were put into circulation for the first time, recording a 13,8% decrease compared with the corresponding month of 2014 when the number of road motor cars was 9.158. In October 2014, a 33,7% increase had been observed in comparison with the corresponding month of 2013 (Table1, Chart1). A total number of 5.440 new cars were put into circulation in October 2015 compared with 6.559 in October 2014, recording a 17,1% decrease.

The new motorcycles (over 50cc) that were put into circulation for the first time in October 2015 amounted to 2.543, against 2.708 in 2014, thus recording a 6,1% decrease. In October 2014, a 13,1% increase had been observed in comparison with the corresponding month of 2013 (Table 1, Chart1). Out of the above motorcycles 2.381 were new, while the corresponding figure in October 2014 was 2.570, recording a 7,4% decrease.

During the period January - October 2015, 97.788 road motor cars (both new and used from abroad) were put into circulation for the first time, representing a 14,0% increase compared to the corresponding period of 2014 when the number of road motor cars was 85.776. During the period January - October 2014 an increase of 29,5% had been observed in comparison with the corresponding period of 2013 (Table2, Charts 2,3). Out of the above number of road motor cars that were put into circulation, from January to October 2015, 67.676 were new, while the corresponding number during the respective period of 2014 was 63.712, recording a 6,2% increase.

During the period January - October 2015 the circulation of new motorcycles (over 50cc) amounted to 31.377, against 30.959 in 2014, thus representing a 1,4% increase. An increase of 9,1% had been observed during the period January - October 2014 in comparison with the corresponding period of 2013 (Table 2, Charts 2,3). A total number of 29.488 new motorcycles were put into circulation, from January to October 2015, compared with 29.469 during the corresponding period of 2014, recording a 0,1% increase.

Information:

Division of Statistics on Trade and Services
Section of Transport, Communications and Mass Media

Konstantinos Menexes

Telephon : (0030) 213 1352500

FAX : (0030) 213 1352496

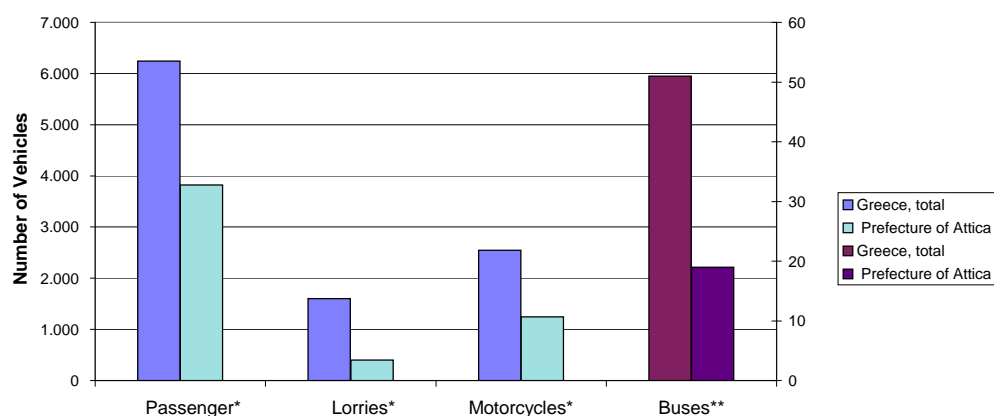
e-mail : k.menexes@statistics.gr

**Table 1. Road motor vehicles, both new and used, put into circulation for the first time in Greece:
October 2013 - 2015**

Category of Road Motor Vehicles	October						Change (%)			
	2015		2014		2013		2015/2014		2014/2013	
	Total	Used	Total	Used	Total	Used	Total	Used	Total	Used
Greece, total										
Road Motor Vehicles,total	10.440	2.619	11.866	2.737	9.244	1.637	-12,0	-4,3	28,4	67,2
1. Road motor cars	7.897	2.457	9.158	2.599	6.850	1.532	-13,8	-5,5	33,7	69,6
Passenger Cars	6.244	1.304	7.439	1.439	5.627	657	-16,1	-9,4	32,2	119,0
Buses	51	47	60	55	31	21	-15,0	-14,5	93,5	161,9
Lorries	1.602	1.106	1.659	1.105	1.192	854	-3,4	0,1	39,2	29,4
2. Motorcycles > 50 cc	2.543	162	2.708	138	2.394	105	-6,1	17,4	13,1	31,4
Prefecture of Attica										
Road Motor Vehicles,total	5.484	743	6.669	773	5.128	394	-17,8	-3,9	30,1	96,2
1. Road motor cars	4.240	718	5.265	736	3.900	369	-19,5	-2,4	35,0	99,5
Passenger Cars	3.821	491	4.746	515	3.627	232	-19,5	-4,7	30,9	122,0
Buses	19	18	17	14	14	9	11,8	28,6	21,4	55,6
Lorries	400	209	502	207	259	128	-20,3	1,0	93,8	61,7
2. Motorcycles > 50 cc	1.244	25	1.404	37	1.228	25	-11,4	-32,4	14,3	48,0

Category of Road Motor Vehicles	Average Nov. 2014 - Oct. 2015		Average Nov. 2013 - Oct. 2014		Change (%) Average Nov. 2014 - Oct. 2015 / Average Nov. 2013 - Oct. 2014	
	Total	Used	Total	Used	Total	Used
	Greece, total					
Road Motor Vehicles,total	12.364	3.027	10.958	2.145	12,8	41,1
1. Road motor cars	9.531	2.856	8.182	2.013	16,5	41,9
Passenger Cars	7.872	1.690	6.780	1.017	16,1	66,2
Buses	58	48	64	49	-9,4	-2,0
Lorries	1.601	1.118	1.338	947	19,7	18,1
2. Motorcycles > 50 cc	2.833	171	2.776	132	2,1	29,5

Graph 1. New registrations of motor vehicles: October 2015



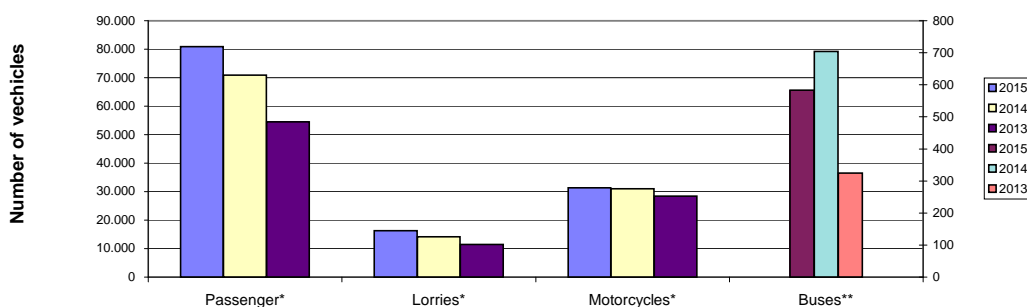
* For Passenger motor vehicles, Lorries and Motorcycles see the left axis scale

** For Buses see the right axis scale

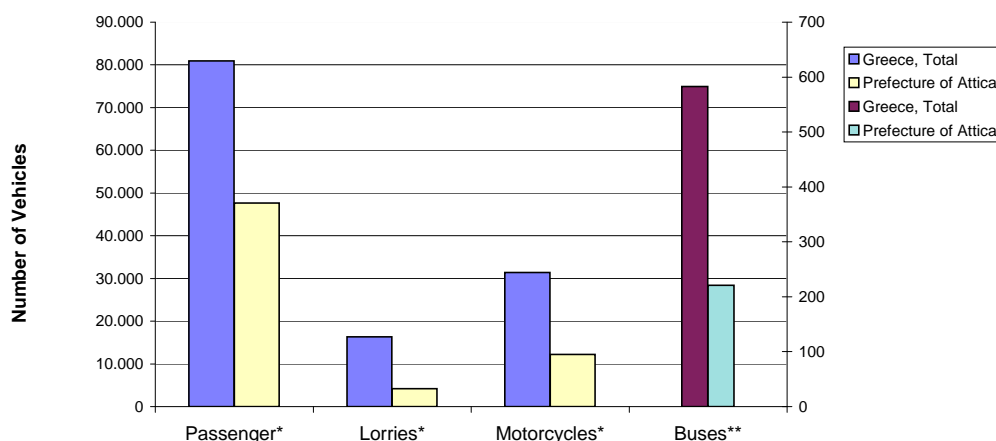
**Table 2. Road motor vehicles, both new and used, put into circulation for the first time in Greece:
Jan. - Oct. 2013 - 2015**

Category of Road Motor Vehicles	January - October						Change (%)			
	2015		2014		2013		2015/2014		2014/2013	
	Total	Used	Total	Used	Total	Used	Total	Used	Total	Used
Greece, total										
Road Motor Vehicles,total	129.165	32.001	116.735	23.554	94.604	15.237	10,6	35,9	23,4	54,6
1. Road motor cars	97.788	30.112	85.776	22.064	66.216	14.090	14,0	36,5	29,5	56,6
Passenger Cars	80.906	18.072	70.882	11.430	54.449	5.503	14,1	58,1	30,2	107,7
Buses	583	476	704	546	325	244	-17,2	-12,8	116,6	123,8
Lorries	16.299	11.564	14.190	10.088	11.442	8.343	14,9	14,6	24,0	20,9
2. Motorcycles > 50 cc	31.377	1.889	30.959	1.490	28.388	1.147	1,4	26,8	9,1	29,9
Prefecture of Attica										
Road Motor Vehicles,total	64.321	8.487	58.414	5.803	47.253	3.165	10,1	46,3	23,6	83,3
1. Road motor cars	52.080	8.176	46.184	5.555	35.645	2.967	12,8	47,2	29,6	87,2
Passenger Cars	47.630	6.110	42.186	3.671	32.990	1.702	12,9	66,4	27,9	115,7
Buses	221	174	272	183	111	76	-18,8	-4,9	145,0	140,8
Lorries	4.229	1.892	3.726	1.701	2.544	1.189	13,5	11,2	46,5	43,1
2. Motorcycles > 50 cc	12.241	311	12.230	248	11.608	198	0,1	25,4	5,4	25,3

**Graph 2. New motor vehicle circulation licences: comparative data
January - October 2013, 2014, 2015**



Graph 3. New registrations of motor vehicles: January - October 2015

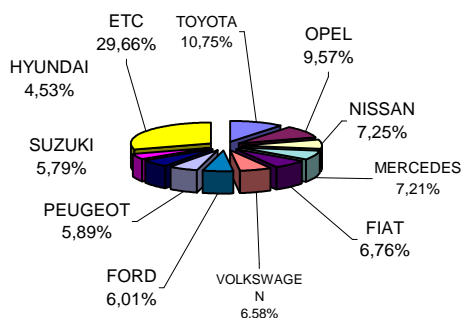


* For Passenger motor vehicles, Lorries and Motorcycles
see the left axis scale
** For the Buses see the right axis scale

**Table 3. Sales of new and used passenger cars by make:
October and January - October 2015**

Makes	Passenger cars			
	October		Jan. - Oct.	
	new	used	new	used
ALFA LANCIA	-	-	-	1
ALFA ROMEO	63	7	339	106
AUDI	144	29	2.252	438
AUSTIN-ROVER	-	-	-	1
BENTLEY	-	-	-	1
BMW	190	16	2.235	500
CADILLAC	-	-	-	2
CHEVROLET	-	-	2	18
CHRYSLER	-	-	-	6
CITROEN	210	66	3.311	931
DACIA	24	3	266	36
DAEWOO	-	5	1	16
DAIHATSU	-	6	-	50
DETHLEFFS	-	2	-	28
DODGE	-	-	-	1
FERRARI	-	-	-	3
FIAT	334	112	2.979	1.353
FIAT - PINIFARINA	-	-	-	1
FIAT-IVECO	-	-	-	1
FORD	297	111	2.899	1.409
GM KOREA (CHEVROLET)	23	3	418	40
HOBBY	-	-	-	1
HONDA	58	4	444	80
HUMMER	-	-	-	1
HYUNDAI	224	16	2.675	224
JAGUAR	3	1	6	7
JEEP	38	3	491	54
KIA	59	6	1.235	133
KTM	-	-	-	1
LAMBORGHINI	-	-	-	1
LANCIA	16	4	128	60
LAND ROVER	3	1	33	123
LEXUS	5	1	66	29
LEYLAND	-	-	-	1
MASERATI	-	-	-	1
MAZDA	-	9	-	98
MERCEDES	356	60	2.982	1.208
MERCEDES Z.MANTOS	1	-	33	1
MG ROVER	-	-	-	1
MIA	-	-	-	1
MINI	99	12	1.017	212
MITSUBISHI	56	5	265	107
NISSAN	358	38	5.640	532
OPEL	473	224	5.006	3.133
PEUGEOT	291	62	4.322	833
PORSCHE	-	7	18	92
RAGE	-	-	-	1
RENAULT	75	55	2.235	725
ROVER	-	1	-	5
SAAB	-	-	-	7
SEA / MOBILVETT	-	1	-	10
SEAT	99	9	1.418	112
SH AUTO	-	-	1	0
SKODA	100	26	2.013	271
SMART	74	111	628	1.083
SSANGYONG	2	-	15	0
SUBARU	3	3	33	18
SUZUKI	286	43	3.353	542
TALBOT	-	-	-	1
THINK	-	-	-	1
TOYOTA	531	187	6.780	2.155
TRIUMPH	-	-	-	1
VOLKSWAGEN	325	42	5.630	1.114
VOLVO	120	13	1.665	150
TOTAL	4.940	1.304	62.834	18.072

**Graph 4. Sales of new passenger cars:
October 2015**



**Graph 5. Sales of new passenger cars:
January - October 2015**

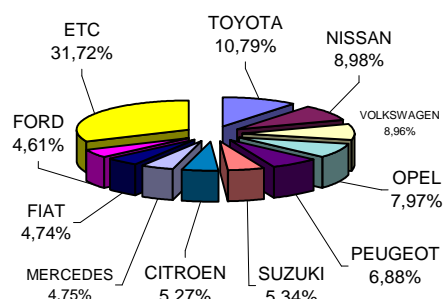
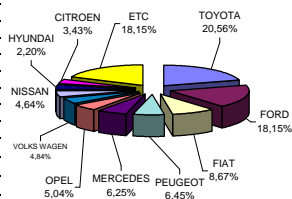


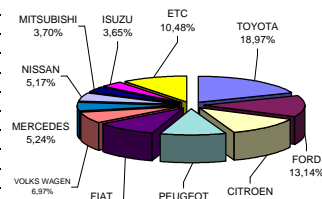
Table 4. Sales of new and used lorries by make:
October and January - October 2015

Makes	Lorries			
	October		Jan. - Oct.	
	new	used	new	used
ASTRA	-	-	-	2
BERLIET	-	-	-	1
BMW	-	-	-	1
CHEVROLET	-	-	-	3
CHRYSLER	-	1	-	2
CITROEN	17	33	581	296
CITROEN SMYRLIADIS	-	-	2	-
CITROEN STATHIS	-	-	1	-
DACIA	-	2	-	20
DAF	-	20	12	205
DAF A. KAOUSSIS SA	-	-	3	-
DAF DYNA TRAILERS S.A	-	-	1	-
DAF SMYRLIADIS	1	-	1	-
DAF ΗΦΑΙΣΤΟΣ ΣΤΕΦΑΝΟΣ	-	-	6	-
DAIHATSU	-	-	-	4
DENNIS EAGLE	-	-	1	-
DODGE	-	-	-	6
FIAT	43	157	461	1.373
FIAT-IVECO	-	2	-	58
FORD	90	120	622	1.271
FORD STATHIS	-	-	1	-
G.M.C.	-	-	-	2
GENERAL MOTORS	-	1	-	1
HYUNDAI	-	1	-	44
ISUZU	19	15	173	145
IVECO	1	9	14	106
IVECO A. KAOUSSIS SA	12	-	21	-
IVECO KOSKERIDIS	1	-	3	-
IVECO STATHIS	-	-	2	-
IVECO ΗΦΑΙΣΤΟΣ ΣΤΕΦΑΝΟΣ	5	-	11	-
IVECO ΟΡΦΑΝΙΔΗΣ Θ. ΝΙΚΟΛΑΟΣ	2	-	2	-
IVECO MAGIRUS	-	-	-	8
IVECO MAGIRUS ΣΦΑΝΤΩΝ	-	-	3	-
JEEP	-	1	-	2
KIA	-	-	-	8
LAND ROVER	-	1	-	3
LLOYD	-	-	-	1
MAFI	1	-	1	-
MAGIRUS	-	-	-	1
MAHINDRA	4	-	11	1
MAHINDRA & MAHI	1	-	1	-
MAN	2	31	10	462
MAN A. KAOUSSIS SA	16	-	38	-
MAN NIKAS	-	-	1	-
MAN ΕΥΣΤΑΘΙΟΣ ΖΥΓΟΥΡΗΣ	1	-	1	-
MAN ΤΑΞΙΑΡΧΟΥ	-	-	4	-
MAN ΤΣΙΤΣΟΠΟΥΛΟΣ ΘΕΟΔΩΡΟΣ	-	-	1	-
MAZDA	-	38	-	306
MERCEDES	31	166	248	2.145
MERCEDES A. KAOUSSIS	6	-	23	1
MERCEDES DYNA TRAIL	1	-	2	-
MERCEDES GENNADIOS	-	-	1	-
MERCEDES KOSKERIDIS	-	-	1	-
MERCEDES NIKAS	-	-	5	-
MERCEDES SMYRLIADIS	-	-	11	-
MERCEDES STATHIS	3	-	9	-
MERCEDES Α&Ι ΔΕΡΒΙΣΗΣ	-	-	-	2
MERCEDES ΔΙΚΤΥΟ ΦΟΡΤΩΝ	4	-	5	-
MERCEDES ΚΑΞΕΚΩ Ο.Ε.	-	-	6	-
MERCEDES ΤΑΞΙΑΡΧΟΥ	3	-	5	-
MINIBUS	13	81	175	631
MITSUBISHI SMYRLIADIS	-	-	3	-
MITSUBISHI ΕΥΣΤΑΘΙΟΣ ΣΤΕΦΑΝΟΣ	1	-	1	-
MITSUBISHI Σ.ΜΑΡΚΕΤΟΣ	-	-	1	-
MOSCHOU CRANE	-	-	1	-
MULTICAR	-	-	-	1
NISSAN	23	123	245	1.144
NISSAN A. KAOUSSIS SA	1	-	1	-
NISSAN SMYRLIADIS	1	-	4	1
OAF	-	-	-	1
OPEL	25	67	149	632
OPEL STATHIS	-	-	1	-
OZETA CLES	-	-	-	1
PEUGEOT	32	19	506	225
PFAU	-	-	-	1
PFAU MERCEDES	-	-	-	1
PIAGGIO	1	3	25	18
PIAGGIO & C SPA A. KAOUSSIS	-	-	4	-
RAUSCH GMBH & C	-	-	1	-
RENAULT	6	70	40	638
ROMANITAL S.R.L.	-	-	-	1
ROVER	-	-	-	3
SAMSUNG	-	-	-	1
SCANIA	2	27	21	268
SCANIA A. KAOUSSIS SA	-	-	1	-
SCANIA KARKAGGELIS	-	-	1	-
SCANIA SMYRLIADIS	-	-	2	-
SCANIA ΕΥΣΤΑΘΙΟΣ ΖΥΓΟΥΡΗΣ	-	-	1	-
SEAT	-	2	6	13
SKODA	-	12	-	138
SOVAB	-	-	-	1
SSANGYONG	-	-	2	2
STEYER	-	-	-	3
SUZUKI	-	-	-	9
TATA	-	-	-	2
TERBERG	-	-	-	20
TOYOTA	102	26	898	377
VAUXHALL	-	-	-	1
VOLKS WAGEN	24	48	330	608
VOLVO	-	30	10	343
VOLVO ΕΥΣΤΑΘΙΟΣ ΖΥΓΟΥΡΗΣ	1	-	1	-
TOTAL	496	1.106	4.735	11.564

Graph 6. Sales of new lorries: October 2015



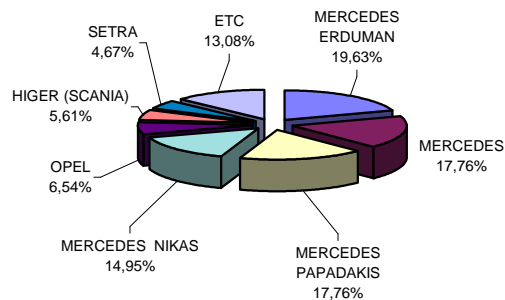
Graph 7. Sales of new lorries: January - October 2015



**Table 5. Sales of new and used buses by make:
October and January - October 2015**

Makes	Buses			
	October		Jan. - Oct.	
	new	used	new	used
BOVA	-	3	-	28
CITROEN	-	-	-	1
DAF	-	-	-	2
EOS-COACH	-	-	-	1
EVOBUS	-	5	-	38
FIAT	-	1	-	4
FIAT-IVECO	-	1	-	3
FORD	-	2	2	14
G. AUWARTER	-	-	-	3
HIGER (SCANIA)	-	-	6	1
IRISBUS	-	-	-	2
IRIZAR	-	1	-	1
IVECO	-	1	3	8
KASSBOHRER	-	-	-	1
MAN	1	1	1	26
MERCEDES	2	24	19	178
MERCEDES CENTO BUS	-	-	1	-
MERCEDES ERDUMAN	1	-	21	-
MERCEDES NIKAS	-	-	16	-
MERCEDES PAPADAKIS	-	-	19	-
MERCUS	-	-	1	-
NEOPLAN	-	-	-	31
OPEL	-	-	7	-
OTOKAR	-	-	1	-
RENAULT	-	-	-	1
SALVADOR CAETAN	-	-	-	1
SCANIA	-	1	1	30
SETRA	-	2	5	46
SIN MARCA	-	-	-	1
SFAKIANAKIS	-	-	1	-
SOVAB	-	-	-	1
TEMSA	-	3	3	28
VAN HOOL	-	-	-	3
VOLKSWAGEN	-	1	-	12
VOLVO	-	1	-	9
XIAMEN KING LON	-	-	-	2
TOTAL	4	47	107	476

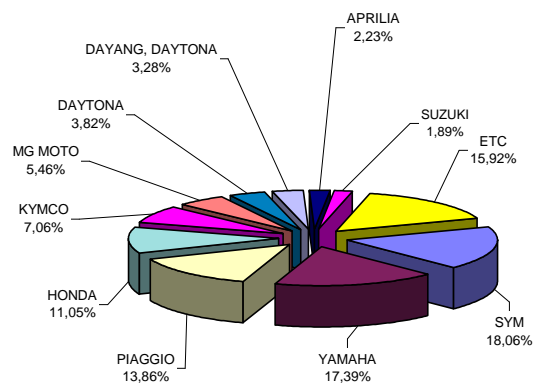
**Graph 8. Sales of new buses:
January - October 2015**



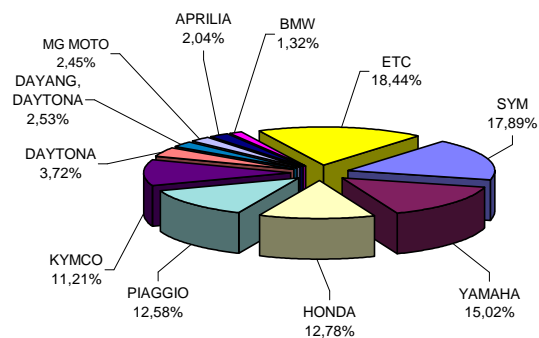
**Table 6. Sales of new and used motorcycles by make or manufacturer:
October and January - October 2015**

Makes	Motorcycles			
	October		Jan. - Oct.	
	new	used	new	used
ACCESS, GOES	4	-	43	-
AEON MOTOR	1	-	58	-
APRILIA	53	6	602	59
APRILIA, PIAGGIO, GILERA	8	-	41	-
ARTIC CAT, MASSE	2	-	31	-
BAOTIAN, SUPERKING, WALTON	-	-	11	1
BASHAN, MONDIAL, YUKI, APAC	3	-	37	-
BETA	2	-	18	-
BMW	31	4	390	41
BOMBARDIER INC.	-	-	19	1
C.P.I. MOTOR CO	-	-	16	-
CFMOTO	3	-	81	-
CFMOTO, MONDIAL, DERRACE	-	-	15	-
CHEETA	1	-	20	-
DAELIM	18	1	93	3
DAYANG, DAYTONA	78	-	745	9
DAYTONA	91	-	1,097	7
DERBI	1	-	36	1
DUCATI	13	1	139	7
FEISHEN, MONDIA	-	-	11	-
GILERA, PIAGGIO	-	-	18	11
HAOJIANG, SENKE, ZONTES, TAY	-	-	33	-
HARLEY DAVIDSON	13	-	102	25
HER CHEE, ADLY	1	-	11	-
HONDA	263	34	3,769	357
HONLING, SHL, RIYA, TRIMAX, V	1	-	32	-
HUSQVARNA	9	-	43	4
INDIAN MOTORCYC	3	-	12	-
JIAJUE, JINDING, LANYING, PEDA	-	1	18	1
JIANSHE	6	-	45	1
JIANSHE, GEMINI	4	-	36	-
JLAJI, HUATIAN, FEILING, TUTU, E	5	-	154	-
JONWAY, SHENKE, JMSTAR, HU	-	-	11	-
JOYNER	-	-	35	2
KAISAR	1	-	13	-
KAWASAKI	11	-	187	29
KENBO	1	-	29	-
KENOS	1	-	11	-
KL	9	-	74	-
KTM	14	2	181	10
KWANG YANG	-	3	-	69
KYMCO	168	13	3,307	149
LIFAN	4	1	81	2
LIFAN, HONLEI, SKYGO, BISAN-LI	8	1	172	1
LINGBEN, HAIZHIM, BINQI, GUOE	2	-	11	-
LINHAI, KUBA	3	-	67	-
LML	3	-	61	2
LONCIN	2	-	40	-
LONCIN, KINLON, DORTON, CCM	2	-	41	-
LONGJIA, RENBO, PRESTO, GIN	1	-	22	-
MALAGUTI	-	2	6	7
MBK	-	-	5	10
MG MOTO	130	1	723	5
MODENAS	16	-	300	1
MOTO GUZZI	-	-	17	2
MV AGUSTA	2	-	14	-
ODES, LIANGZI, BRANSON	-	-	49	-
PEUGEOT	21	1	262	12
PIAGGIO	330	28	3,711	327
PIAGGIO, APRILIA	3	-	69	-
POLARIS	1	-	19	1
QJ, QJIANG, KEEWAY, LEONE, I	19	-	315	2
SHANYANG	4	-	34	4
SHINERAY	7	-	97	2
SKYJET	5	-	92	1
SKYTEAM, SASIN, CSR, METALK	4	-	89	1
STANDARD	-	-	11	1
SUZUKI	45	9	372	137
SYM	430	8	5,276	86
TGB	3	-	156	1
TRIUMPH	15	1	136	8
WANGYE, SANBEN, UM, MONDI	3	-	83	-
XGJAO	23	-	338	2
XGJAO, KAISAR, SKYJET, SOKON	11	-	82	2
XINLING, HEROWAY, LEDOW, D	-	-	16	-
XINYANG	4	-	12	-
YAMAHA	414	39	4,429	434
YIBEN, MEIDUO, VONROAD, WUB	-	-	19	-
YINGANG	-	-	49	-
YINGANG, MOTORAN, DAYTONA	1	-	24	-
YINXIANG, KENBO, CHEETA, FEK	4	-	46	1
ZHONGNENG, ZNEN, daDo, DIRE	14	2	210	7
ZONGSHEN, ZIPSTAR, ZEALSUN	4	-	35	-
ZXMCO, ZHONGXING, BEWHEE	1	-	33	1
ETC	23	4	240	42
TOTAL	2,381	162	29,488	1,889

**Graph 9. Sales of new motorcycles:
October 2015**



**Graph 10. Sales of new motorcycles:
January - October 2015**



EXPLANATORY NOTES

Survey on the issuing of new road motor vehicle circulation licenses

The survey on the issuing of new motor vehicle circulation licenses is a census survey. The released data give information, at country level, on the brand and type of the motor vehicle, as well as whether it is new or used. The primary data derive from the Ministry of Infrastructure, Transport and Networks and are based on the issuing of new circulation licences. The survey does not include vehicles that move on rails, trolley busses, agricultural tractors and machinery. In addition, the following are excluded: all motor vehicles of the Armed Forces, Police, Fire Brigade, State Services, Diplomatic Corps, Foreign Missions, and Invalids of Wars, as well as motorcycles with a cylinder capacity less than 50 cc.

Legal basis Law 3832/2010

Reference Period October 2015

Coverage The production of monthly data is based on the registers held by the Ministry of Infrastructure, Transport and Networks, which records all the monthly changes observed in the vehicle registration licences at country level.

Definitions **Road motor vehicle** is any vehicle that, irrespective of the number of wheels, is moved by an engine and is designed to transport persons or cargo or both of them, either they are on the same single vehicle or on a trailer carried by the main motor vehicle. **New** road motor vehicle is any motor vehicle that is registered for the first time in Greece during the reference month and has not been put into circulation in any other country. **Used motor** vehicle is any motor vehicle that is registered for the first time in Greece and has been imported as a used one from abroad

Passenger motor vehicle: it is a motor vehicle designed to carry mostly people, having no more than 9 seats, including the driver's seat.

Bus: it is a motor vehicle, which is designed to carry mostly people, having more than 10 seats, including the driver's seat. (In the corresponding tables of this Press Release, this category also includes articulated buses.)

Lorry: it is motor vehicle designed to carry mostly cargo. (In the corresponding tables of this Press Release, this category also includes tractors, tow trucks, articulated tractors, and trucks with trailers).

Motorcycle: any two-wheeled motor vehicle, with or without sidecar, with maximum authorized design speed over 45 km/h, or in case it is powered by a combustion engine, with a cylinder capacity of 50 cc or over (In the corresponding tables of this Press Release, this category also includes the three-wheeled motor vehicles – motor tricycles).

Tricycle motor vehicle: it is a motor vehicle with three symmetrical wheels with maximum authorized design speed over 45 km/h, or in case it is powered by a combustion engine, with a cylinder capacity over the 50 cc. This category also includes four-wheel vehicles, except the light four-wheel motorcycles, whose empty vehicle tare (excluding the weight of the fuel or mixture of fuel-oil or the weight of the batteries for electric cars) is up to 400 kg in the case the vehicle is designed for passenger use or up to 550 kg in case the vehicle is designed to carry cargo and whose engine is up to 15KW.

Methodology Census Survey

References More information (graphs, tables) concerning the survey on the issuing of new motor vehicle circulation licences are available on the webpage of ELSTAT, www.statistics.gr, under the link "Statistical Themes > Transport > Vehicles > Vehicle > Vehicle Licensing – Vehicle Fleet