

Piraeus, 8 - 4 - 2015

PRESS RELEASE

Issuing of Motor Vehicle Circulation Licences: March 2015

The Hellenic Statistical Authority announces that in March 2015, 10.347 road motor cars (both new and used from abroad) were put into circulation for the first time, recording a 29,5% increase compared with the corresponding month of 2014 when the number of road motor cars was 7.989. In March 2014, a 33,1% increase had been observed in comparison with the corresponding month of 2013 (Table1, Chart1).

The new motorcycles (over 50cc) that were put into circulation for the first time in March 2015 amounted to 2.484, against 1.916 in 2014, thus recording a 29,6% increase. In March 2014, a 2,2% increase had been observed in comparison with the corresponding month of 2013 (Table 1, Chart1).

During the period January - March 2015, 29.060 road motor cars (both new and used from abroad) were put into circulation for the first time, representing a 22,3% increase compared to the corresponding period of 2014 when the number of road motor cars was 23.754. During the period January - March 2014 a increase of 22,3% had been observed in comparison with the corresponding period of 2013 (Table2, Charts 2,3).

During the period January - March 2015 the circulation of new motorcycles (over 50cc) amounted to 6.121, against 5.681 in 2014, thus representing a 7,7% increase. A increase of 4,9% had been observed during the period January - March 2014 in comparison with the corresponding period of 2013 (Table 2, Charts 2,3).

Information:

Division of Statistics on Trade and Services
Section of Transport, Communications and Mass Media

Konstantinos Menexes

Telephor : (0030) 213 1352500

FAX : (0030) 213 1352496

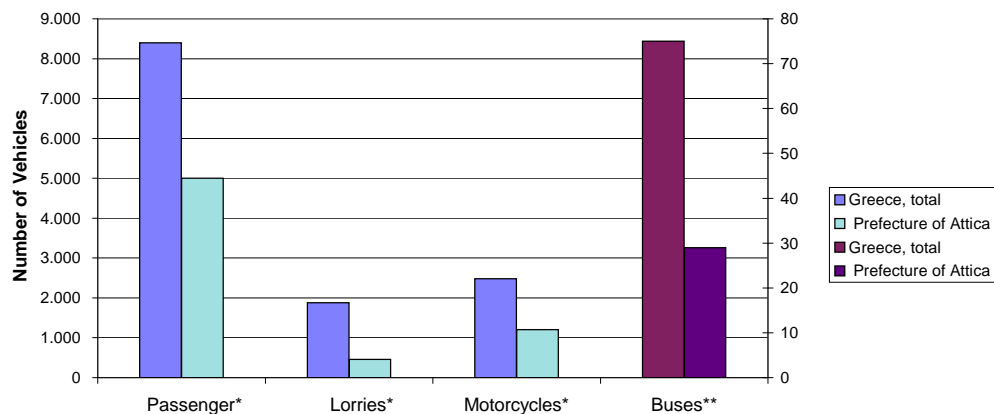
e-mail : k.menexes@statistics.gr

**Table 1. Road motor vehicles, both new and used, put into circulation for the first time in Greece:
March 2013 - 2015**

Category of Road Motor Vehicles	March						Change (%)			
	2015		2014		2013		2015/2014		2014/2013	
	Total	Used	Total	Used	Total	Used	Total	Used	Total	Used
Greece, total										
Road Motor Vehicles,total	12.831	3.421	9.905	1.869	7.879	1.353	29,5	83,0	25,7	38,1
1. Road motor cars	10.347	3.276	7.989	1.772	6.004	1.274	29,5	84,9	33,1	39,1
Passenger Cars	8.396	1.873	6.699	834	4.955	467	25,3	124,6	35,2	78,6
Buses	75	60	72	68	32	31	4,2	-11,8	125,0	119,4
Lorries	1.876	1.343	1.218	870	1.017	776	54,0	54,4	19,8	12,1
2. Motorcycles > 50 cc	2.484	145	1.916	97	1.875	79	29,6	49,5	2,2	22,8
Prefecture of Attica										
Road Motor Vehicles,total	6.692	912	5.017	443	4.369	285	33,4	105,9	14,8	55,4
1. Road motor cars	5.491	877	4.140	428	3.474	271	32,6	104,9	19,2	57,9
Passenger Cars	5.003	664	3.806	251	3.253	151	31,5	164,5	17,0	66,2
Buses	29	18	31	29	6	6	-6,5	-37,9	416,7	383,3
Lorries	459	195	303	148	215	114	51,5	31,8	40,9	29,8
2. Motorcycles > 50 cc	1.201	35	877	15	895	14	36,9	133,3	-2,0	7,1

Category of Road Motor Vehicles	Average Apr. 2014 - Mar. 2015		Average Apr. 2013 - Mar. 2014		Change (%)	
					Average Apr. 2014 - Mar. 2015 / Average Apr. 2013 - Mar. 2014	
	Total	Used	Total	Used	Total	Used
Greece, total						
Road Motor Vehicles,total	11.807	2.637	9.498	1.595	24,3	65,3
1. Road motor cars	8.972	2.489	6.914	1.491	29,8	66,9
Passenger Cars	7.342	1.370	5.702	625	28,8	119,2
Buses	66	53	41	32	61,0	65,6
Lorries	1.564	1.066	1.171	834	33,6	27,8
2. Motorcycles > 50 cc	2.835	148	2.584	104	9,7	42,3

Graph 1. New registrations of motor vehicles: March 2015



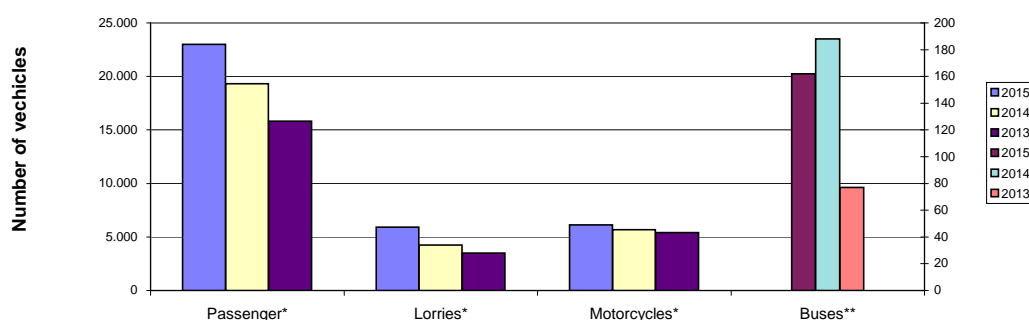
* For Passenger motor vehicles, Lorries and Motorcycles see the left axis scale

** For Buses see the right axis scale

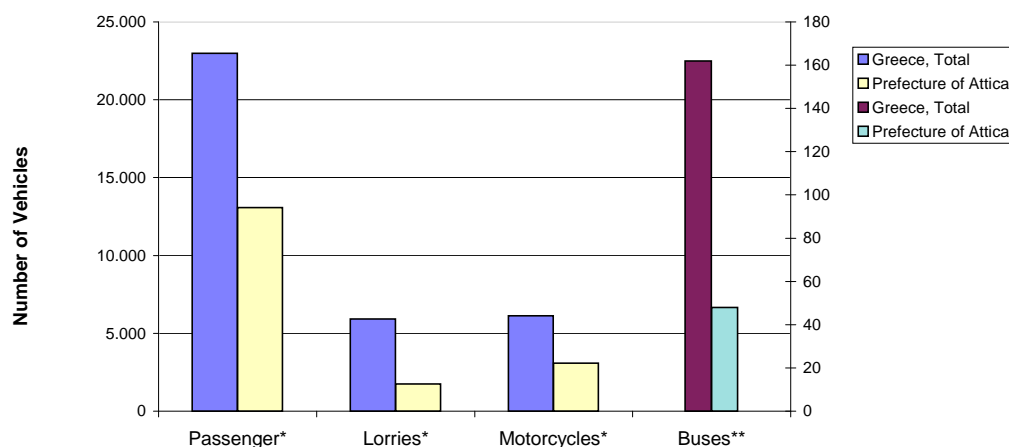
**Table 2. Road motor vehicles, both new and used, put into circulation for the first time in Greece:
Jan. - Mar. 2013 - 2015**

Category of Road Motor Vehicles	January - March						Change (%)			
	2015		2014		2013		2015/2014		2014/2013	
	Total	Used	Total	Used	Total	Used	Total	Used	Total	Used
Greece, total										
Road Motor Vehicles,total	35.181	10.179	29.435	6.431	24.831	4.719	19,5	58,3	18,5	36,3
1. Road motor cars	29.060	9.813	23.754	6.183	19.416	4.469	22,3	58,7	22,3	38,4
Passenger Cars	22.985	5.732	19.322	2.930	15.833	1.703	19,0	95,6	22,0	72,0
Buses	162	139	188	156	77	66	-13,8	-10,9	144,2	136,4
Lorries	5.913	3.942	4.244	3.097	3.506	2.700	39,3	27,3	21,0	14,7
2. Motorcycles > 50 cc	6.121	366	5.681	248	5.415	250	7,7	47,6	4,9	-0,8
Prefecture of Attica										
Road Motor Vehicles,total	17.965	2.596	15.083	1.489	12.927	913	19,1	74,3	16,7	63,1
1. Road motor cars	14.874	2.500	12.321	1.450	10.203	862	20,7	72,4	20,8	68,2
Passenger Cars	13.085	1.879	11.195	896	9.489	480	16,9	109,7	18,0	86,7
Buses	48	36	80	60	17	11	-40,0	-40,0	370,6	445,5
Lorries	1.741	585	1.046	494	697	371	66,4	18,4	50,1	33,2
2. Motorcycles > 50 cc	3.091	96	2.762	39	2.724	51	11,9	146,2	1,4	-23,5

**Graph 2. New motor vehicle circulation licences: comparative data
January - March 2013, 2014, 2015**



Graph 3. New registrations of motor vehicles: January - March 2015

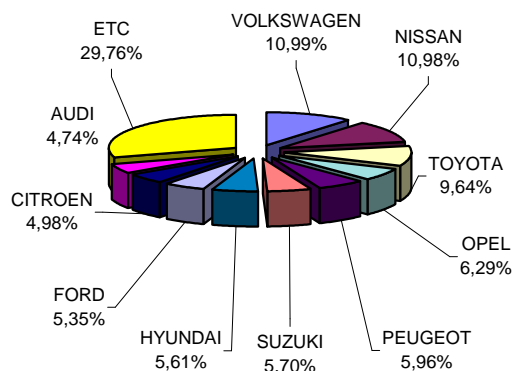


* For Passenger motor vehicles, Lorries and Motorcycles see the left axis scale
 ** For the Buses see the right axis scale

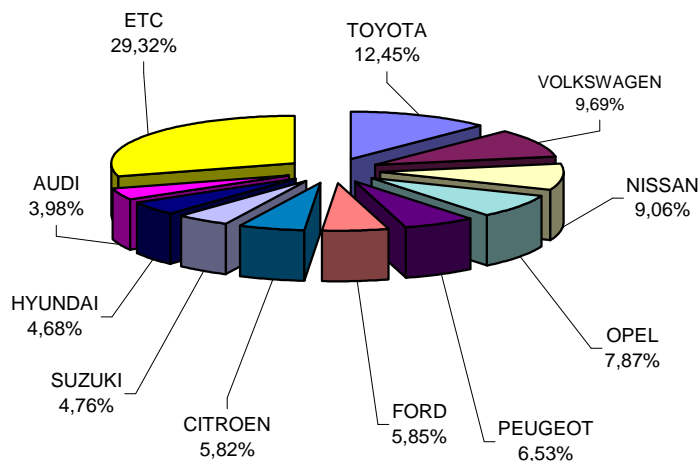
**Table 3. Sales of new and used passenger cars by make:
March and January - March 2015**

Makes	Passenger cars			
	March		Jan. - Mar.	
	new	used	new	used
ALFA ROMEO	28	9	72	30
AUDI	309	41	687	131
AUSTIN-ROVER	-	-	-	1
BMW	241	63	546	194
CADILLAC	-	-	-	1
CHEVROLET	-	1	-	3
CHRYSLER	-	-	-	2
CITROEN	325	110	1.004	302
DACIA	35	4	108	14
DAEWOO	-	1	-	7
DAIHATSU	-	6	-	16
DETHLEFFS	-	5	-	9
FERRARI	-	-	-	1
FIAT	235	150	562	445
FIAT - PINIFARINA	-	1	-	1
FORD	349	157	1.009	447
GM KOREA (CHEVROLET)	31	6	116	18
HOBBY	-	-	-	1
HONDA	36	5	127	25
HYUNDAI	366	22	808	80
JAGUAR	-	-	-	3
JEEP	19	6	62	20
KIA	103	13	357	38
KTM	-	1	-	1
LANCIA	11	6	42	19
LAND ROVER	4	11	13	47
LEXUS	10	6	29	9
MASERATI	-	-	-	1
MAZDA	-	6	-	28
MERCEDES	239	140	568	394
MERCEDES Z.MANTOS	2	-	2	-
MINI	126	20	285	61
MITSUBISHI	23	8	86	30
NISSAN	716	50	1.563	135
OPEL	410	321	1.357	1.060
PEUGEOT	389	82	1.126	241
PORSCHE	1	10	3	30
RENAULT	222	66	558	218
ROVER	-	1	-	2
SAAB	-	1	-	4
SEA / MOBILVETT	-	1	-	1
SEAT	94	7	281	37
SH AUTO	1	-	1	-
SKODA	209	33	669	76
SMART	73	117	102	330
SUBARU	3	3	7	5
SUZUKI	372	53	821	175
TOYOTA	629	197	2.148	612
VOLKSWAGEN	717	116	1.671	380
VOLVO	195	17	463	47
TOTAL	6.523	1.873	17.253	5.732

**Graph 4. Sales of new passenger cars:
March 2015**



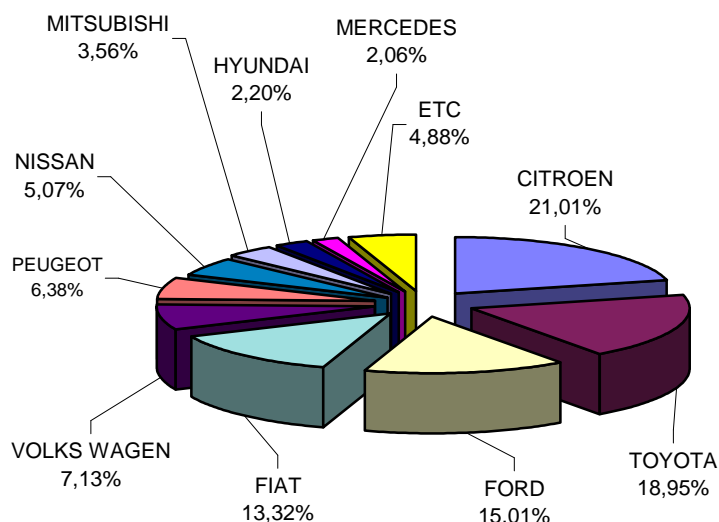
**Graph 5. Sales of new passenger cars:
January - March 2015**



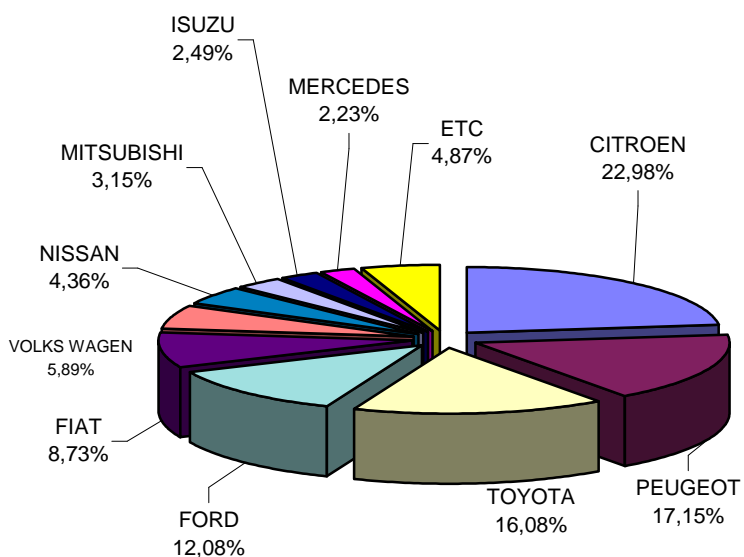
**Table 4. Sales of new and used lorries by make:
March and January - March 2015**

Makes	Lorries			
	March		Jan. - Mar.	
	new	used	new	used
ASTRA	-	-	-	1
BERLIET	-	1	-	1
CHEVROLET	-	2	-	2
CHRYSLER	-	1	-	1
CITROEN	112	34	453	94
DACIA	-	3	-	9
DAF	1	20	2	63
DAF A. KAOUSSIS SA	-	-	1	-
DODGE	-	1	-	2
FIAT	71	148	172	446
FIAT-IVECO	-	8	-	16
FORD	80	147	238	433
G.M.C.	-	-	-	2
HYUNDAI	-	7	-	14
ISUZU	14	16	49	48
IVECO	2	11	5	34
IVECO STATHIS	-	-	1	-
IVECO MAGIRUS	-	1	-	2
KIA	-	2	-	2
LAND ROVER	-	-	-	1
MAGIRUS	-	-	-	1
MAHINDRA	1	1	4	1
MAN	2	50	2	145
MAZDA	-	48	-	122
MERCEDES	11	226	44	702
MERCEDES A. KAOUSSIS	-	-	11	-
MERCEDES GENNADIOS	-	-	1	-
MERCEDES STATHIS	1	-	1	-
MERCEDES ΚΑΪΕΚΩ Ο.Ε	2	-	2	-
MERCEDES SMYRLIADIS	3	-	6	-
MERCEDES Α&Ι ΔΕΡΒΙΣΗΣ	-	-	-	1
MITSUBISHI	19	73	62	209
NISSAN	27	143	86	403
NISSAN SMYRLIADIS	1	-	1	-
OPEL	8	68	34	230
PEUGEOT	34	29	338	68
PFAU	-	-	-	1
PIAGGIO	2	1	4	8
RENAULT	-	74	-	195
SAMSUNG	-	-	-	1
SCANIA	1	37	12	98
SCANIA SMYRLIADIS	-	-	1	-
SEAT	-	1	1	4
SKODA	-	16	-	67
SUZUKI	-	-	-	5
TERBERG	-	5	-	18
TOYOTA	101	55	317	146
VOLKS WAGEN	38	76	116	235
VOLVO	2	38	7	111
TOTAL	533	1.343	1.971	3.942

**Graph 6. Sales of new lorries:
March 2015**



**Graph 7. Sales of new lorries:
January - March 2015**



**Table 5. Sales of new and used buses by make:
March and January - March 2015**

Makes	Buses			
	March		Jan. - Mar.	
	new	used	new	used
BOVA	-	7	-	10
DAF	-	-	-	2
EVOBUS	-	5	-	13
FIAT-IVECO	-	1	-	1
FORD	-	2	-	2
HIGER (SCANIA)	1	-	2	-
IVECO	-	1	-	2
MAN	-	4	-	8
MERCEDES	2	18	4	46
MERCEDES ERDUMAN	8	-	9	-
MERCEDES NIKAS	3	-	3	-
MERCUS	1	-	1	-
NEOPLAN	-	5	-	11
OPEL	-	-	1	-
SCANIA	-	3	-	6
SETRA	-	6	2	18
SIN MARCA	-	-	-	1
TEMSA	-	2	1	7
VAN HOOL	-	1	-	2
VOLKSWAGEN	-	2	-	5
VOLVO	-	1	-	3
XIAMEN KING LON	-	2	-	2
TOTAL	15	60	23	139

**Graph 8. Sales of new buses:
January - March 2015**

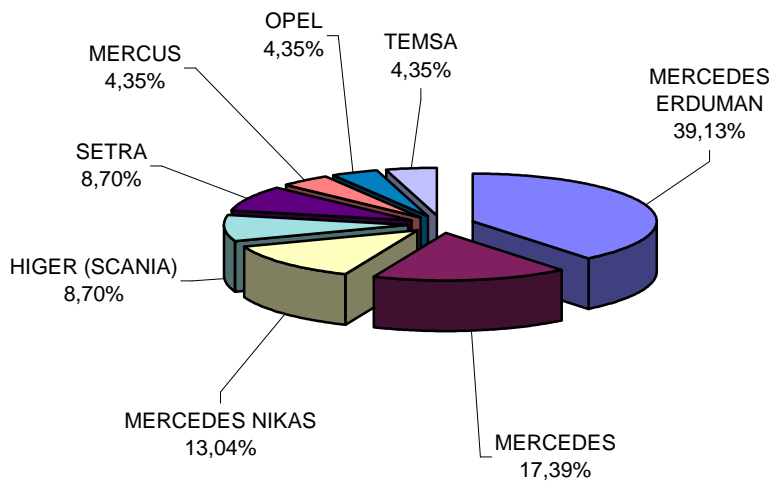
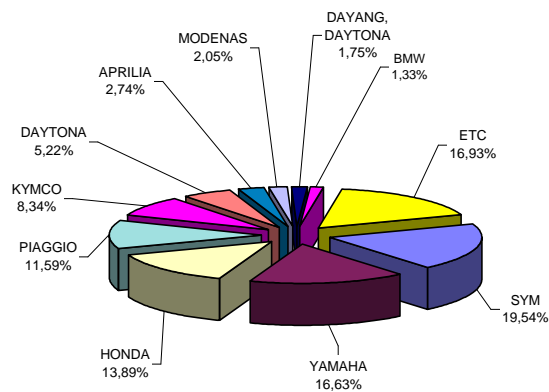


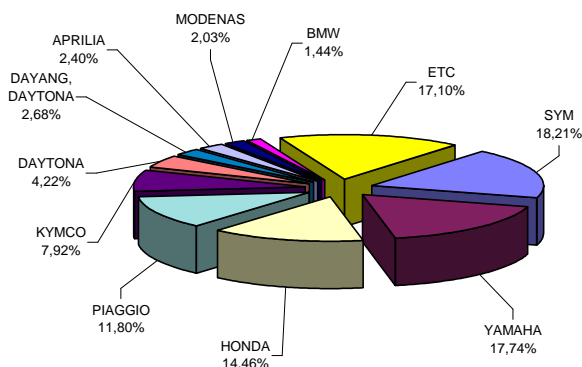
Table 6. Sales of new and used motorcycles by make or manufacturer:
March and January - March 2015

Makes	Motorcycles			
	March		Jan. - Mar.	
	new	used	new	used
ACCESS, GOES	2	-	3	-
AEON MOTOR	-	-	5	-
APRILIA	64	3	138	9
APRILIA, PIAGGIO, GILERA	-	-	4	-
ARTIC CAT	3	-	7	-
ARTIC CAT, MASSE	1	-	5	-
BETA	5	-	10	-
BMW	31	3	83	16
BOMBARDIER INC.	1	-	7	-
CECTEK	2	-	2	-
CFMOTO	6	-	14	-
CFMOTO, MONDIAL, DERRACE	2	-	2	-
CHEETA	1	-	2	-
DAELIM	8	-	19	-
DAYANG, DAYTONA	41	-	154	2
DAYTONA	122	-	243	2
DERBI	4	-	7	-
DUCATI	11	1	24	4
FEISHEN, MONDIA	1	-	3	-
GAS GAS	2	-	5	-
GILERA	-	-	1	2
GILERA, PIAGGIO	1	1	1	1
HAOJIANG, SENKE, ZONTES, TAY	11	-	12	-
HARLEY DAVIDSON	5	-	20	7
HM	-	-	-	3
HONDA	325	36	832	64
HUSABERG	-	-	1	1
HUSQVARNA	8	-	17	1
INDIAN MOTORCYC	2	-	2	-
JIAJI, HUATIAN, FEILING, LINTEX	1	-	2	-
JIAJUE, JINDING, LANYING, PEDAL	2	-	6	-
JIANSHI	3	-	11	-
JIAJI, HUATIAN, FEILING, TUTU, E	22	-	35	-
JONWAY, SHENKE, JMSTAR, HU	-	-	2	-
JOYNER	2	1	2	1
KAISAR	2	-	3	-
KAWASAKI	19	3	43	8
KEEWAY	1	1	1	1
KENBO	1	-	4	-
KENOS	1	-	4	-
KL	5	-	9	-
KTM	23	-	55	1
KWANG YANG	-	3	-	7
KYMC	195	10	456	29
LIFAN	8	-	17	-
LIFAN, HONLEI, SKYGO, BISAN-LI	15	-	47	-
LINGBEN, HAIZHIM	2	-	3	-
LINHAI, KUBA	-	-	3	-
LINTEX, IVA, WK BIKES, SINOCO	2	-	2	-
LML	3	-	14	-
LONGCIN	3	-	9	-
LONGCIN, KINLON, DORTON, CC	-	-	4	-
MALAGUTI SPA	1	-	2	-
MBK	-	-	1	4
MG MOTO	24	1	67	1
MODENAS	48	1	117	1
MOTO GUZZI	-	-	7	-
MOTO S.P.A	4	-	4	-
PEUGEOT	19	1	40	3
PIAGGIO	271	11	679	44
PIAGGIO, APRILIA	11	-	14	-
POLARIS	2	-	4	-
QJ, QJIANG, KEEWAY, LEONE	13	-	35	-
QJ, QJIANG, GENERIC, MTR, RI	-	-	2	-
QUADRO	2	-	2	-
SHANYANG	3	-	10	-
SHINERAY	11	-	22	-
SKYJET	6	-	16	-
SKYTEAM, SACIN, METALCO, SO	-	-	8	-
SKYTEAM, SASIN, CSR, METALK	4	-	7	-
SUZUKI	23	14	64	40
SYM	457	12	1.048	20
TGB	1	-	5	-
TRIUMPH	9	-	25	2
WANGYE, SANBEN, UM, MONDI	4	-	9	-
XGJAO	20	1	61	1
XGJAO, YUAN, SKYJET, KAISAR	5	1	17	1
XINLING	1	-	2	-
XINLING, HEROWAY, LEDOW	3	-	5	-
XINYANG	5	-	11	-
YAMAHA	389	37	1.021	85
YIBEN, MEIDUO, VONROAD, WUB	-	-	5	-
YINGANG	2	-	9	-
YINXIANG, KENBO	2	1	7	1
ZHONGNENG, ZNEN, daDo, DIR	8	-	27	-
ZONGSHEN	-	-	2	-
ZONGSHEN, ZIPSTAR, ZEALSUI	1	-	3	-
ETC	21	3	42	4
TOTAL	2.339	145	5.755	366

Graph 9. Sales of new motorcycles:
March 2015



Graph 10. Sales of new motorcycles:
January - March 2015



EXPLANATORY NOTES

Survey on the issuing of new road motor vehicle circulation licenses

The survey on the issuing of new motor vehicle circulation licenses is a census survey. The released data give information, at country level, on the brand and type of the motor vehicle, as well as whether it is new or used. The primary data derive from the Ministry of Infrastructure, Transport and Networks and are based on the issuing of new circulation licences. The survey does not include vehicles that move on rails, trolley busses, agricultural tractors and machinery. In addition, the following are excluded: all motor vehicles of the Armed Forces, Police, Fire Brigade, State Services, Diplomatic Corps, Foreign Missions, and Invalids of Wars, as well as motorcycles with a cylinder capacity less than 50 cc.

Legal basis

Legislative Decree 3627/56, Law 2392/96, Law 3832/2010

Reference Period

March 2015

Coverage

The production of monthly data is based on the registers held by the Ministry of Infrastructure, Transport and Networks, which records all the monthly changes observed in the vehicle registration licences at country level.

Definitions

Road motor vehicle is any vehicle that, irrespective of the number of wheels, is moved by an engine and is designed to transport persons or cargo or both of them, either they are on the same single vehicle or on a trailer carried by the main motor vehicle. **New** road motor vehicle is any motor vehicle that is registered for the first time in Greece during the reference month and has not been put into circulation in any other country. **Used motor** vehicle is any motor vehicle that is registered for the first time in Greece and has been imported as a used one from abroad

Passenger motor vehicle: it is a motor vehicle designed to carry mostly people, having no more than 9 seats, including the driver's seat.

Bus: it is a motor vehicle, which is designed to carry mostly people, having more than 10 seats, including the driver's seat. (In the corresponding tables of this Press Release, this category also includes articulated buses.)

Lorry: it is motor vehicle designed to carry mostly cargo. (In the corresponding tables of this Press Release, this category also includes tractors, tow trucks, articulated tractors, and trucks with trailers).

Motorcycle: any two-wheeled motor vehicle, with or without sidecar, with maximum authorized design speed over 45 km/h, or in case it is powered by a combustion engine, with a cylinder capacity of 50 cc or over (In the corresponding tables of this Press Release, this category also includes the three-wheeled motor vehicles – motor tricycles).

Tricycle motor vehicle: it is a motor vehicle with three symmetrical wheels with maximum authorized design speed over 45 km/h, or in case it is powered by a combustion engine, with a cylinder capacity over the 50 cc. This category also includes four-wheel vehicles, except the light four-wheel motorcycles, whose empty vehicle tare (excluding the weight of the fuel or mixture of fuel-oil or the weight of the batteries for electric cars) is up to 400 kg in the case the vehicle is designed for passenger use or up to 550 kg in case the vehicle is designed to carry cargo and whose engine is up to 15KW.

Methodology

Census Survey

References

More information (graphs, tables) concerning the survey on the issuing of new motor vehicle circulation licences are available on the webpage of ELSTAT, www.statistics.gr, under the link "Statistical Themes > Transport > Vehicles > Vehicle > Vehicle Licensing – Vehicle Fleet