

Piraeus, 9 - 3 - 2015

PRESS RELEASE

Issuing of Motor Vehicle Circulation Licences: February 2015

The Hellenic Statistical Authority announces that in February 2015, 8.424 road motor cars (both new and used from abroad) were put into circulation for the first time, recording a 26,8% increase compared with the corresponding month of 2014 when the number of road motor cars was 6.644. In February 2014, a 16,6% increase had been observed in comparison with the corresponding month of 2013 (Table1, Chart1).

The new motorcycles (over 50cc) that were put into circulation for the first time in February 2015 amounted to 1.696, against 1.697 in 2014, thus recording a 0,1% decrease. In February 2014, a 4,0% increase had been observed in comparison with the corresponding month of 2013 (Table 1, Chart1).

During the period January - February 2015, 18.713 road motor cars (both new and used from abroad) were put into circulation for the first time, representing a 18,7% increase compared to the corresponding period of 2014 when the number of road motor cars was 15.765. During the period January - February 2014 a increase of 17,4% had been observed in comparison with the corresponding period of 2013 (Table2, Charts 2,3).

During the period January - February 2015 the circulation of new motorcycles (over 50cc) amounted to 3.637, against 3.765 in 2014, thus representing a 3,4% decrease. A increase of 6,3% had been observed during the period January -February 2014 in comparison with the corresponding period of 2013 (Table 2, Charts 2,3).

Information:

Division of Statistics on Trade and Services
Section of Transport, Communications and Mass Media

Konstantinos Menexes

Telephon : (0030) 213 1352500

FAX : (0030) 213 1352496

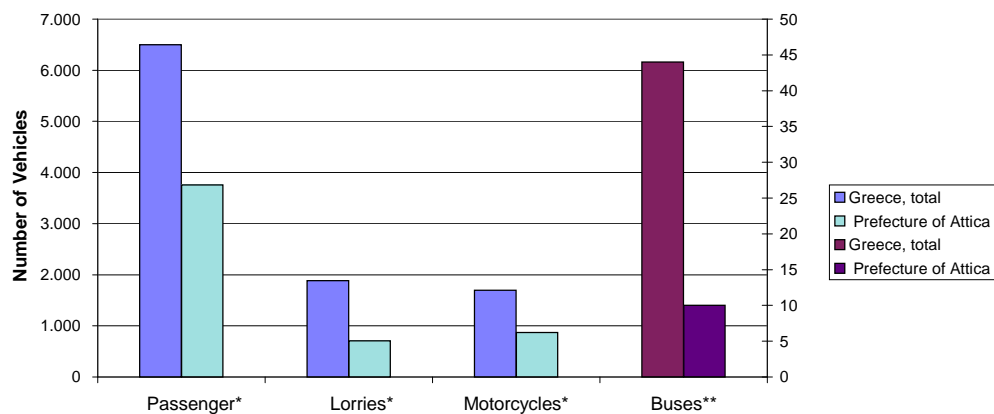
e-mail : k.menexes@statistics.gr

**Table 1. Road motor vehicles, both new and used, put into circulation for the first time in Greece:
February 2013 - 2015**

Category of Road Motor Vehicles	February						Change (%)			
	2015		2014		2013		2015/2014		2014/2013	
	Total	Used	Total	Used	Total	Used	Total	Used	Total	Used
Greece, total										
Road Motor Vehicles,total	10.120	2.884	8.341	1.982	7.330	1.374	21,3	45,5	13,8	44,3
1. Road motor cars	8.424	2.776	6.644	1.909	5.699	1.304	26,8	45,4	16,6	46,4
Passenger Cars	6.498	1.606	5.260	902	4.591	464	23,5	78,0	14,6	94,4
Buses	44	43	53	44	23	21	-17,0	-2,3	130,4	109,5
Lorries	1.882	1.127	1.331	963	1.085	819	41,4	17,0	22,7	17,6
2. Motorcycles > 50 cc	1.696	108	1.697	73	1.631	70	-0,1	47,9	4,0	4,3
Prefecture of Attica										
Road Motor Vehicles,total	5.344	745	4.405	490	3.751	263	21,3	52,0	17,4	86,3
1. Road motor cars	4.472	718	3.551	480	2.919	245	25,9	49,6	21,7	95,9
Passenger Cars	3.757	538	3.190	292	2.694	150	17,8	84,2	18,4	94,7
Buses	10	10	19	16	4	4	-47,4	-37,5	375,0	300,0
Lorries	705	170	342	172	221	91	106,1	-1,2	54,8	89,0
2. Motorcycles > 50 cc	872	27	854	10	832	18	2,1	170,0	2,6	-44,4

Category of Road Motor Vehicles	Average Mar. 2014 - Feb. 2015		Average Mar. 2013 - Feb. 2014		Change (%)	
					Average Mar. 2014 - Feb. 2015 / Average Mar. 2013 - Feb. 2014	
	Total	Used	Total	Used	Total	Used
Greece, total						
Road Motor Vehicles,total	11.564	2.506	9.329	1.551	24,0	61,6
1. Road motor cars	8.776	2.362	6.748	1.449	30,1	63,0
Passenger Cars	7.201	1.283	5.556	594	29,6	116,0
Buses	66	53	38	29	73,7	82,8
Lorries	1.509	1.026	1.154	826	30,8	24,2
2. Motorcycles > 50 cc	2.788	144	2.581	102	8,0	41,2

Graph 1. New registrations of motor vehicles: February 2015



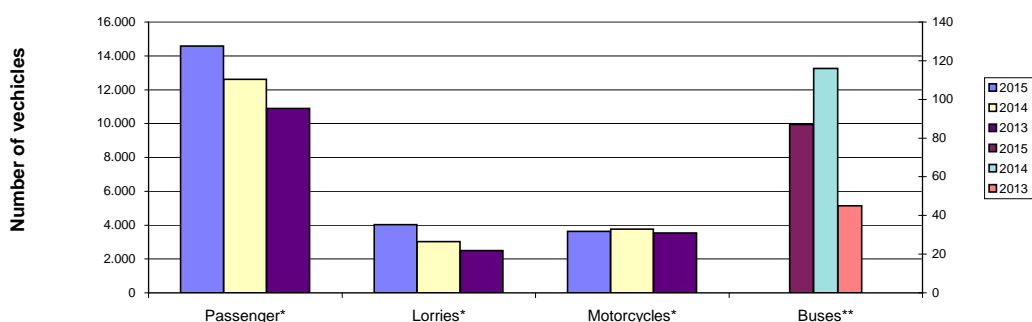
* For Passenger motor vehicles, Lorries and Motorcycles see the left axis scale

** For Buses see the right axis scale

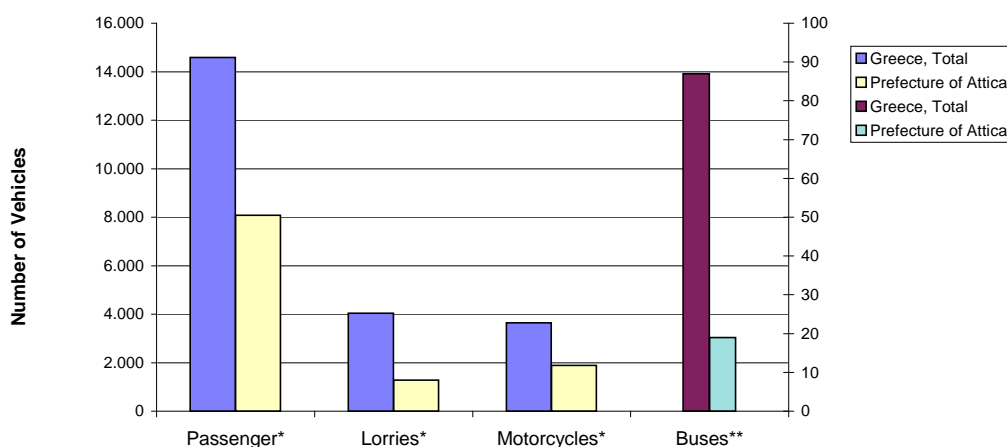
**Table 2. Road motor vehicles, both new and used, put into circulation for the first time in Greece:
Jan. - Feb. 2013 - 2015**

Category of Road Motor Vehicles	January - February						Change (%)			
	2015		2014		2013		2015/2014		2014/2013	
	Total	Used	Total	Used	Total	Used	Total	Used	Total	Used
Greece, total										
Road Motor Vehicles,total	22.350	6.758	19.530	4.562	16.969	3.367	14,4	48,1	15,1	35,5
1. Road motor cars	18.713	6.537	15.765	4.411	13.426	3.196	18,7	48,2	17,4	38,0
Passenger Cars	14.589	3.859	12.623	2.096	10.889	1.236	15,6	84,1	15,9	69,6
Buses	87	79	116	88	45	35	-25,0	-10,2	157,8	151,4
Lorries	4.037	2.599	3.026	2.227	2.492	1.925	33,4	16,7	21,4	15,7
2. Motorcycles > 50 cc	3.637	221	3.765	151	3.543	171	-3,4	46,4	6,3	-11,7
Prefecture of Attica										
Road Motor Vehicles,total	11.273	1.684	10.066	1.046	8.565	629	12,0	61,0	17,5	66,3
1. Road motor cars	9.383	1.623	8.181	1.022	6.735	592	14,7	58,8	21,5	72,6
Passenger Cars	8.082	1.215	7.389	645	6.240	329	9,4	88,4	18,4	96,0
Buses	19	18	49	31	11	5	-61,2	-41,9	345,5	520,0
Lorries	1.282	390	743	346	484	258	72,5	12,7	53,5	34,1
2. Motorcycles > 50 cc	1.890	61	1.885	24	1.830	37	0,3	154,2	3,0	-35,1

**Graph 2. New motor vehicle circulation licences: comparative data
January - February 2013, 2014, 2015**



Graph 3. New registrations of motor vehicles: January - February 2015

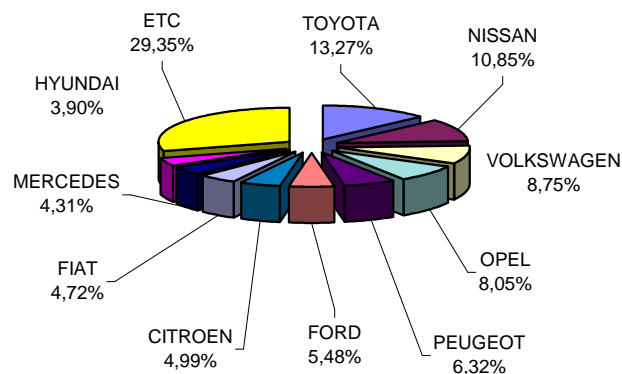


* For Passenger motor vehicles, Lorries and Motorcycles
see the left axis scale
** For the Buses see the right axis scale

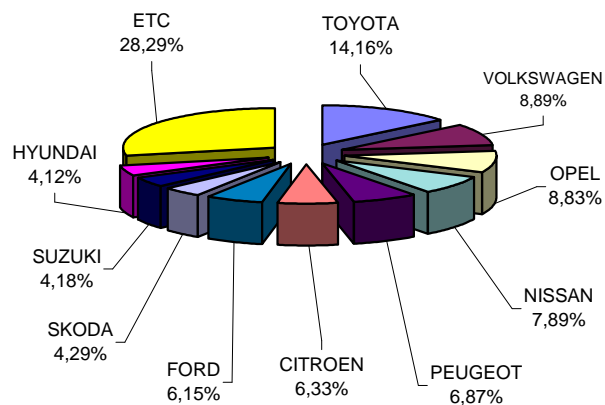
**Table 3. Sales of new and used passenger cars by make:
February and January - February 2015**

Makes	Passenger cars			
	February		Jan. - Feb.	
	new	used	new	used
ALFA ROMEO	18	10	44	21
AUDI	158	38	378	90
AUSTIN-ROVER	-	1	-	1
BMW	182	51	305	131
CADILLAC	-	1	-	1
CHEVROLET	-	1	-	2
CHRYSLER	-	-	-	2
CITROEN	244	83	679	192
DACIA	32	4	73	10
DAEWOO	-	3	-	6
DAIHATSU	-	4	-	10
DETHLEFFS	-	-	-	3
FERRARI	-	-	-	1
FIAT	231	101	327	296
FORD	268	127	660	290
GM KOREA (CHEVROLET)	19	5	85	12
HOBBY	-	-	-	1
HONDA	34	7	91	20
HYUNDAI	191	23	442	58
JAGUAR	-	2	-	3
JEEP	19	5	43	14
KIA	86	9	254	25
LANCIA	13	4	31	13
LAND ROVER	3	14	9	36
LEXUS	9	1	19	3
MASERATI	-	-	-	1
MAZDA	-	6	-	22
MERCEDES	211	122	329	254
MINI	80	21	159	41
MITSUBISHI	25	6	63	22
NISSAN	531	44	847	85
OPEL	394	270	947	739
PEUGEOT	309	65	737	159
PORSCHE	2	9	2	20
RENAULT	149	63	336	152
ROVER	-	-	-	1
SAAB	-	2	-	3
SEAT	86	19	187	30
SKODA	187	27	460	43
SMART	18	117	29	213
SUBARU	1	-	4	2
SUZUKI	150	45	449	122
TOYOTA	649	178	1.519	415
VOLKSWAGEN	428	103	954	264
VOLVO	165	15	268	30
TOTAL	4.892	1.606	10.730	3.859

Graph 4. Sales of new passenger cars: February 2015



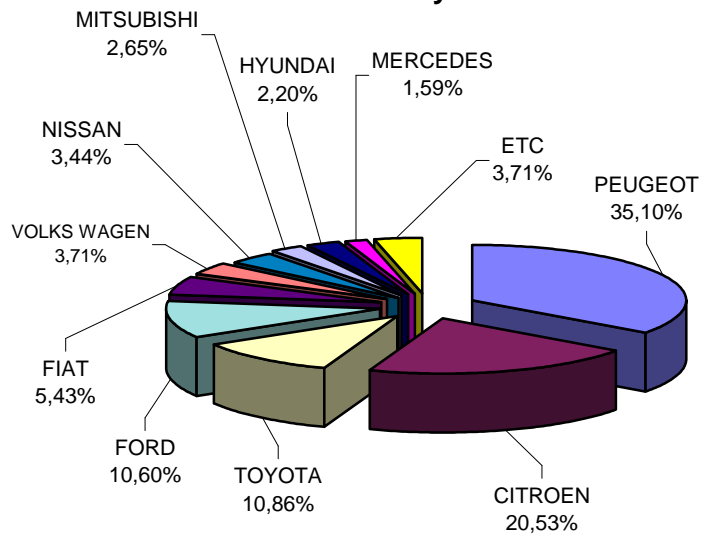
Graph 5. Sales of new passenger cars: January - February 2015



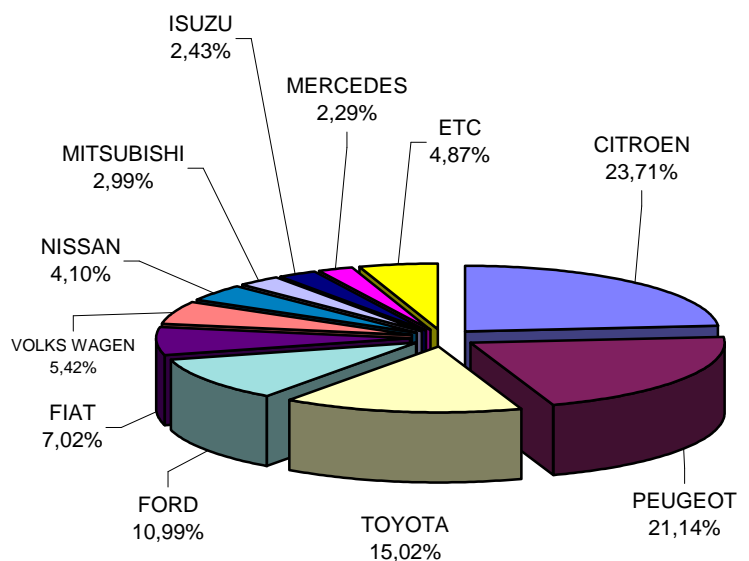
**Table 4. Sales of new and used lorries by make:
February and January - February 2015**

Makes	Lorries			
	February		Jan. - Feb.	
	new	used	new	used
ASTRA	-	-	-	1
CITROEN	155	26	341	60
DACIA	-	2	-	6
DAF	1	14	1	43
DAF A. KAOUSSIS S	1	-	1	-
DODGE	-	-	-	1
FIAT	41	132	101	298
FIAT-IVECO	-	4	-	8
FORD	80	134	158	286
G.M.C.	-	-	-	2
HYUNDAI	-	3	-	7
ISUZU	18	12	35	32
IVECO	1	4	3	20
IVECO STATHIS	1	-	1	-
IVECO MAGIRUS	-	-	-	1
IVECO SPA	-	3	-	3
LAND ROVER	-	1	-	1
MAGIRUS	-	-	-	1
MAHINDRA	1	-	3	-
MAN	-	44	-	95
MAZDA	-	35	-	74
MERCEDES	12	217	33	476
MERCEDES A. KAO	3	-	11	-
MERCEDES GENNA	-	-	1	-
MERCEDES SMYRLI	3	-	3	-
MERCEDES A&I ΔΕΡ	-	1	-	1
MITSUBISHI	20	56	43	136
NISSAN	26	113	59	260
OPEL	6	54	26	162
PEUGEOT	265	15	304	39
PFAU	-	-	-	1
PIAGGIO	-	4	2	7
RENAULT	-	46	-	121
SAMSUNG	-	1	-	1
SCANIA	8	33	11	61
SCANIA SMYRLIADIS	1	-	1	-
SEAT	-	1	1	3
SKODA	-	25	-	51
SUZUKI	-	4	-	5
TERBERG	-	13	-	13
TOYOTA	82	44	216	91
VOLKS WAGEN	28	58	78	159
VOLVO	2	28	5	73
TOTAL	755	1.127	1.438	2.599

Graph 6. Sales of new lorries: February 2015



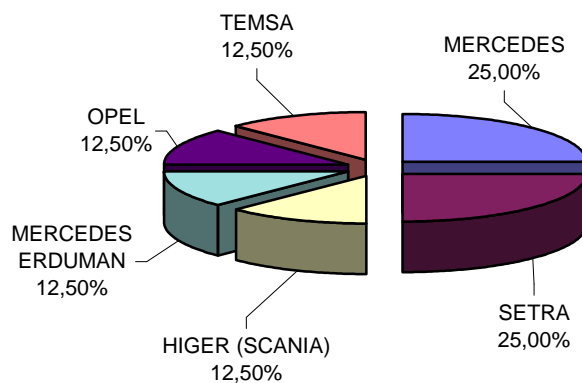
Graph 7. Sales of new lorries: January - February 2015



**Table 5. Sales of new and used buses by make:
February and January - February 2015**

Makes	Buses			
	February		Jan. - Feb.	
	new	used	new	used
BOVA	-	1	-	3
DAF	-	1	-	2
EVOBUS	-	3	-	8
HIGER (SCANIA)	-	-	1	-
IVECO	-	-	-	1
MAN	-	2	-	4
MERCEDES	1	15	2	28
MERCEDES ERDUMAN	-	-	1	-
NEOPLAN	-	2	-	6
OPEL	-	-	1	-
SCANIA	-	2	-	3
SETRA	-	7	2	12
SIN MARCA	-	1	-	1
TEMSA	-	4	1	5
VAN HOOL	-	-	-	1
VOLKSWAGEN	-	3	-	3
VOLVO	-	2	-	2
TOTAL	1	43	8	79

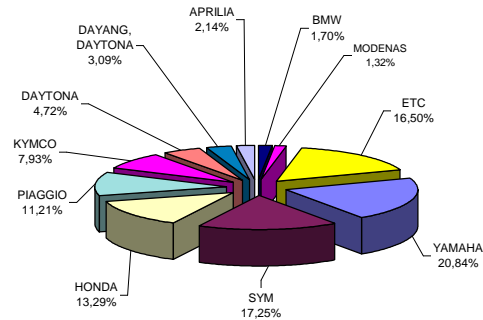
**Graph 8. Sales of new buses:
January - February 2015**



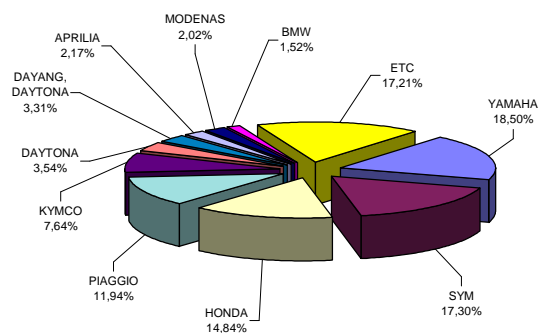
**Table 6. Sales of new and used motorcycles by make or manufacturer:
February and January - February 2015**

Makes	Motorcycles			
	February		Jan. - Feb.	
	new	used	new	used
ACCESS	-	-	1	-
ACCESS, GOES	1	-	1	-
AEON MOTOR	3	-	5	-
APRILIA	34	4	74	6
APRILIA, PIAGGIO, GILERA	-	-	4	-
ARTIC CAT	3	-	4	-
ARTIC CAT, MASSE	2	-	4	-
BAOTIAN, SUPERKING, WALTON	1	-	1	-
BASHAN, YMC	-	-	1	-
BETA	2	-	5	-
BMW	27	6	52	13
BOMBARDIER INC.	2	-	6	-
CARTER	1	-	1	-
CFMOTO	6	-	8	-
CHEETA	1	-	1	-
DAELIM	5	-	11	-
DAYANG, DAYTONA	49	2	113	2
DAYTONA	75	-	121	2
DERBI	1	-	3	-
DINLI, EXPLORER	-	-	1	-
DUCATI	6	2	13	3
ERIDER, VESPINO	-	-	1	-
FEISHEN, MONDIA	-	-	2	-
GAGIVA MOTOR	1	-	1	-
GAS GAS	1	-	3	-
GEELY	1	-	1	-
GILERA	-	1	1	2
HAOJIANG, SENKE, ZONTES, TAY	1	-	1	-
HARLEY DAVIDSON	9	2	15	7
HM	-	2	-	3
HONDA	211	19	507	28
HONLING, SHL, RIYA, TRIMAX, V	-	-	1	-
HUSABERG	1	-	1	1
HUSQVARNA	6	-	9	1
JIAJI, HUATIAN, FEILING, LINTEX, C	-	-	1	-
JIAJI, HUATIAN, FEILING, TUTU, EF	-	-	1	-
JIAJUE, JINDING, LANYING, PEDAL	2	-	4	-
JIAN SHE	3	-	8	-
JINYI MOTOR	1	-	1	-
JIAJI, HUATIAN, FEILING, TUTU, E	2	-	13	-
JONWAY, SHENKE, JMSTAR, HU	-	-	2	-
KAISAR	1	-	1	-
KAWASAKI	11	2	24	5
KENBO	2	-	3	-
KENOS	3	-	3	-
KL	1	-	4	-
KTM	14	1	32	1
KWANG YANG	-	1	-	4
KYMCO	126	11	261	19
LIFAN	3	-	9	-
LIFAN, HONLEI, SKYGO, BISAN-LIF	16	-	32	-
LINGBEN, HAIZHIM	1	-	1	-
LINHAI	1	-	1	-
LINHAI, KUBA	1	-	3	-
LML	3	-	11	-
LONGCIN	3	-	6	-
LONGCIN, KINLON, DORTON, CCM	1	-	5	-
MALAGUTI SPA	-	-	1	-
MBK	-	2	1	3
MG MOTO	17	1	43	1
MODENAS	21	-	69	-
MOTO GUZZI	4	-	7	-
MV AGUSTA	-	-	1	-
PEUGEOT	11	-	21	2
PGO	-	-	1	-
PIAGGIO	178	18	408	33
PIAGGIO, APRILIA	2	-	3	-
POLARIS	1	-	2	-
QJ, QJIANG, KEEWAY, LEONE	6	-	22	-
QJ, QJIANG, GENERIC, MTR, RI	-	-	2	-
QJIANG	-	-	1	-
SANYE FUXIN	1	-	1	-
SCARABEO, APRILIA	-	-	1	-
SHANYANG	4	-	7	-
SHINERAY	4	-	11	-
SKYJET	7	-	10	-
SKYTEAM, SACIN, METALCO, SOH	-	-	8	-
SKYTEAM, SASIN, CSR, METALCO	3	-	3	-
SOKON	-	-	1	-
SUZUKI	18	9	41	26
SYM	274	3	591	8
TAZZARI	-	1	-	1
TGB	1	-	4	-
TRIUMPH	9	-	16	2
TURBHO	1	-	1	-
WANGYE, SANBEN, UM, MONDIAL	2	-	5	-
XGJAO	16	-	41	-
XGJAO, YUAN, SKYJET, KAISAR	7	-	12	-
XINLING	-	-	1	-
XINLING, HEROWAY, LEDOW	-	-	2	-
XINYANG	6	-	6	-
YAMAHA	331	21	632	48
YIBEN, MEIDUO, VONROAD, WUB	1	-	5	-
YINGANG	2	-	7	-
YINXIANG, CHEETA	-	-	1	-
YINXIANG, KENBO	4	-	5	-
ZHONGNENG, ZNEN, daDo, DIR	10	-	19	-
ZONGSHEN	2	-	2	-
ZONGSHEN, ZIPSTAR, ZEALSUN	-	-	2	-
TOTAL	1,588	108	3,416	221

**Graph 9. Sales of new motorcycles:
February 2015**



**Graph 10. Sales of new motorcycles:
January - February 2015**



EXPLANATORY NOTES

Survey on the issuing of new road motor vehicle circulation licenses

The survey on the issuing of new motor vehicle circulation licenses is a census survey. The released data give information, at country level, on the brand and type of the motor vehicle, as well as whether it is new or used. The primary data derive from the Ministry of Infrastructure, Transport and Networks and are based on the issuing of new circulation licences. The survey does not include vehicles that move on rails, trolley busses, agricultural tractors and machinery. In addition, the following are excluded: all motor vehicles of the Armed Forces, Police, Fire Brigade, State Services, Diplomatic Corps, Foreign Missions, and Invalids of Wars, as well as motorcycles with a cylinder capacity less than 50 cc.

Legal basis

Legislative Decree 3627/56, Law 2392/96, Law 3832/2010

Reference Period

February 2015

Coverage

The production of monthly data is based on the registers held by the Ministry of Infrastructure, Transport and Networks, which records all the monthly changes observed in the vehicle registration licences at country level.

Definitions

Road motor vehicle is any vehicle that, irrespective of the number of wheels, is moved by an engine and is designed to transport persons or cargo or both of them, either they are on the same single vehicle or on a trailer carried by the main motor vehicle. **New** road motor vehicle is any motor vehicle that is registered for the first time in Greece during the reference month and has not been put into circulation in any other country. **Used motor** vehicle is any motor vehicle that is registered for the first time in Greece and has been imported as a used one from abroad

Passenger motor vehicle: it is a motor vehicle designed to carry mostly people, having no more than 9 seats, including the driver's seat.

Bus: it is a motor vehicle, which is designed to carry mostly people, having more than 10 seats, including the driver's seat. (In the corresponding tables of this Press Release, this category also includes articulated buses.)

Lorry: it is motor vehicle designed to carry mostly cargo. (In the corresponding tables of this Press Release, this category also includes tractors, tow trucks, articulated tractors, and trucks with trailers).

Motorcycle: any two-wheeled motor vehicle, with or without sidecar, with maximum authorized design speed over 45 km/h, or in case it is powered by a combustion engine, with a cylinder capacity of 50 cc or over (In the corresponding tables of this Press Release, this category also includes the three-wheeled motor vehicles – motor tricycles).

Tricycle motor vehicle: it is a motor vehicle with three symmetrical wheels with maximum authorized design speed over 45 km/h, or in case it is powered by a combustion engine, with a cylinder capacity over the 50 cc. This category also includes four-wheel vehicles, except the light four-wheel motorcycles, whose empty vehicle tare (excluding the weight of the fuel or mixture of fuel-oil or the weight of the batteries for electric cars) is up to 400 kg in the case the vehicle is designed for passenger use or up to 550 kg in case the vehicle is designed to carry cargo and whose engine is up to 15KW.

Methodology

Census Survey

References

More information (graphs, tables) concerning the survey on the issuing of new motor vehicle circulation licences are available on the webpage of ELSTAT, www.statistics.gr, under the link "Statistical Themes > Transport > Vehicles > Vehicle > Vehicle Licensing – Vehicle Fleet