

Piraeus, 8 - 8 - 2014

## PRESS RELEASE

### Issuing of Motor Vehicle Circulation Licences: July 2014

The Hellenic Statistical Authority announces that in July 2014, 10.744 road motor cars (both new and used from abroad) were put into circulation for the first time, recording a 25,9% increase compared with the corresponding month of 2013 when the number of road motor cars was 8.532. In July 2013, a 13,9% increase had been observed in comparison with the corresponding month of 2012 (Table1, Chart1).

The new motorcycles (over 50cc) that were put into circulation for the first time in July 2014 amounted to 5.057, against 4.516 in 2013, thus recording a 12,0% increase. In July 2013, a 8,1% decrease had been observed in comparison with the corresponding month of 2012 (Table 1, Chart1).

During the period January - July 2014, 63.026 road motor cars (both new and used from abroad) were put into circulation for the first time, representing a 28,1% increase compared to the corresponding period of 2013 when the number of road motor cars was 49.214. During the period January - July 2013 a decrease of 2,5% had been observed in comparison with the corresponding period of 2012 (Table2, Charts 2,3).

During the period January - July 2014 the circulation of new motorcycles (over 50cc) amounted to 22.031, against 20.516 in 2013, thus representing a 7,4% increase. A decrease of 7,1% had been observed during the period January - July 2013 in comparison with the corresponding period of 2012 (Table 2, Charts 2,3).

Information:

Division of Statistics on Trade and Services  
Section of Transport, Communications and Mass Media

Konstantinos Menexes

Telephor : (0030) 213 1352500

FAX : (0030) 213 1352496

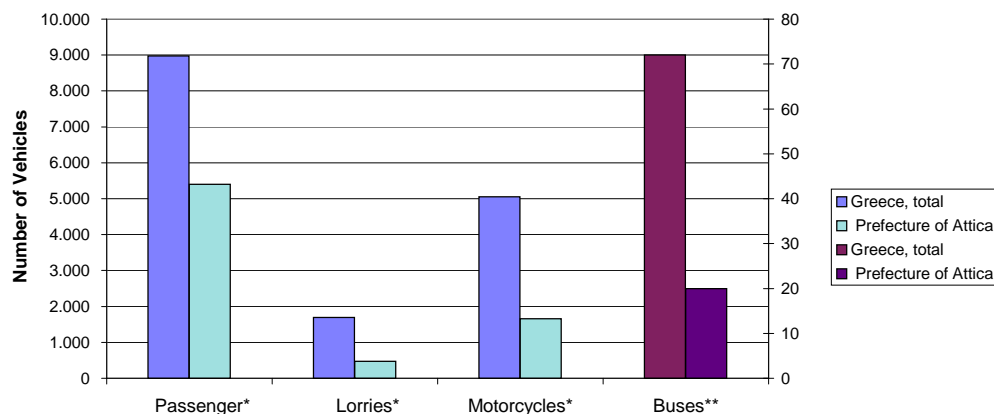
e-mail : k.menexes@statistics.gr

**Table 1. Road motor vehicles, both new and used, put into circulation for the first time in Greece:  
July 2012 - 2014**

Category of Road Motor Vehicles	July						Change (%)			
	2014		2013		2012		2014/2013		2013/2012	
	Total	Used	Total	Used	Total	Used	Total	Used	Total	Used
<b>Greece, total</b>										
Road Motor Vehicles,total	15.801	2.915	13.048	1.802	12.404	1.548	21,1	61,8	5,2	16,4
1. Road motor cars	10.744	2.687	8.532	1.649	7.490	1.410	25,9	62,9	13,9	17,0
Passenger Cars	8.976	1.436	7.116	655	6.215	472	26,1	119,2	14,5	38,8
Buses	72	47	39	15	55	42	84,6	213,3	-29,1	-64,3
Lorries	1.696	1.204	1.377	979	1.220	896	23,2	23,0	12,9	9,3
2. Motorcycles > 50 cc	5.057	228	4.516	153	4.914	138	12,0	49,0	-8,1	10,9
<b>Prefecture of Attica</b>										
Road Motor Vehicles,total	7.550	776	6.264	381	5.660	275	20,5	103,7	10,7	38,5
1. Road motor cars	5.896	736	4.718	355	3.961	259	25,0	107,3	19,1	37,1
Passenger Cars	5.403	511	4.382	206	3.695	141	23,3	148,1	18,6	46,1
Buses	20	10	11	2	21	16	81,8	400,0	-47,6	-87,5
Lorries	473	215	325	147	245	102	45,5	46,3	32,7	44,1
2. Motorcycles > 50 cc	1.654	40	1.546	26	1.699	16	7,0	53,8	-9,0	62,5

Category of Road Motor Vehicles	Average Aug. 2013 - Jul. 2014		Average Aug. 2012 - Jul. 2013		Change (%)	
					Average Aug. 2013 - Jul. 2014 / Average Aug. 2012 - Jul. 2013	
	Total	Used	Total	Used	Total	Used
<b>Greece, total</b>						
Road Motor Vehicles,total	10.398	1.897	9.037	1.381	15,1	37,4
1. Road motor cars	7.708	1.779	6.362	1.284	21,2	38,6
Passenger Cars	6.388	837	5.223	472	22,3	77,3
Buses	56	41	28	21	100,0	95,2
Lorries	1.264	901	1.111	791	13,8	13,9
2. Motorcycles > 50 cc	2.690	118	2.675	97	0,6	21,6

**Graph 1. New registrations of motor vehicles: July 2014**



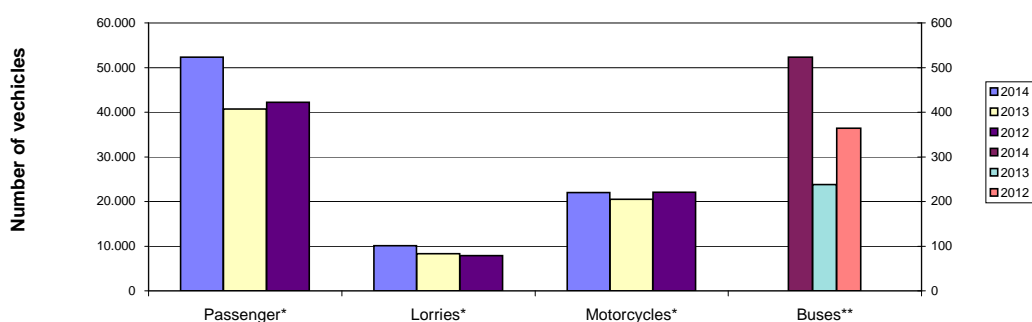
\* For Passenger motor vehicles, Lorries and Motorcycles see the left axis scale

\*\* For Buses see the right axis scale

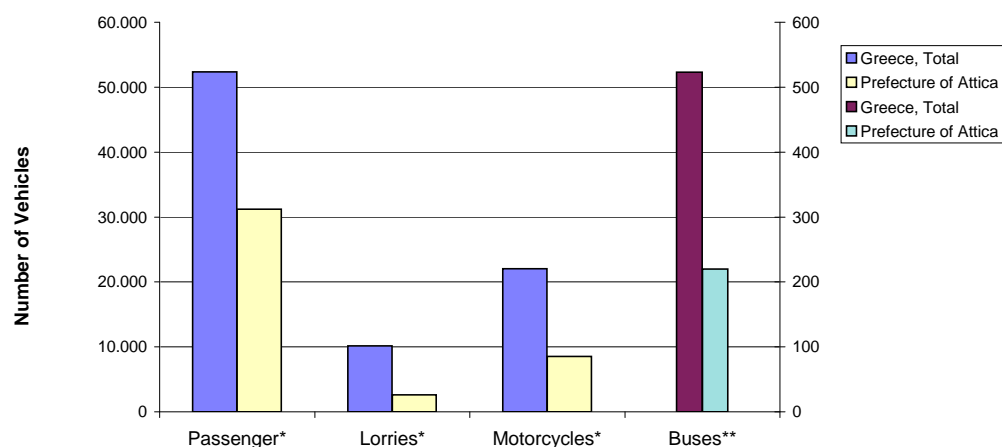
**Table 2. Road motor vehicles, both new and used, put into circulation for the first time in Greece:  
Jan. - Jul. 2012 - 2014**

Category of Road Motor Vehicles	January - July						Change (%)			
	2014		2013		2012		2014/2013		2013/2012	
	Total	Used	Total	Used	Total	Used	Total	Used	Total	Used
<b>Greece, total</b>										
Road Motor Vehicles,total	85.057	16.273	69.730	10.931	72.569	10.738	22,0	48,9	-3,9	1,8
1. Road motor cars	63.026	15.263	49.214	10.096	50.489	10.066	28,1	51,2	-2,5	0,3
Passenger Cars	52.363	7.619	40.687	3.848	42.257	4.188	28,7	98,0	-3,7	-8,1
Buses	523	380	238	175	364	269	119,7	117,1	-34,6	-34,9
Lorries	10.140	7.264	8.289	6.073	7.868	5.609	22,3	19,6	5,4	8,3
2. Motorcycles > 50 cc	22.031	1.010	20.516	835	22.080	672	7,4	21,0	-7,1	24,3
<b>Prefecture of Attica</b>										
Road Motor Vehicles,total	42.579	3.951	34.852	2.215	35.094	2.022	22,2	78,4	-0,7	9,5
1. Road motor cars	34.051	3.796	26.519	2.072	25.829	1.906	28,4	83,2	2,7	8,7
Passenger Cars	31.203	2.429	24.623	1.178	24.264	1.131	26,7	106,2	1,5	4,2
Buses	220	139	72	44	117	80	205,6	215,9	-38,5	-45,0
Lorries	2.628	1.228	1.824	850	1.448	695	44,1	44,5	26,0	22,3
2. Motorcycles > 50 cc	8.528	155	8.333	143	9.265	116	2,3	8,4	-10,1	23,3

**Graph 2. New motor vehicle circulation licences: comparative data  
January - July 2012, 2013, 2014**



**Graph 3. New registrations of motor vehicles: January - July 2014**



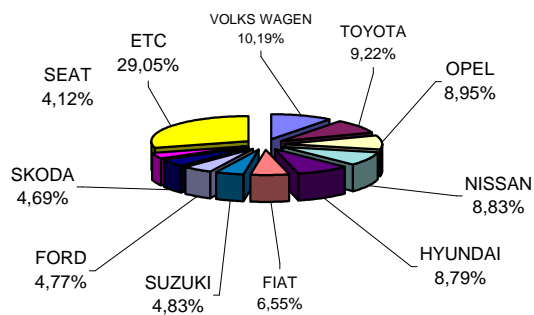
\* For Passenger motor vehicles, Lorries and Motorcycles  
see the left axis scale

\*\* For the Buses see the right axis scale

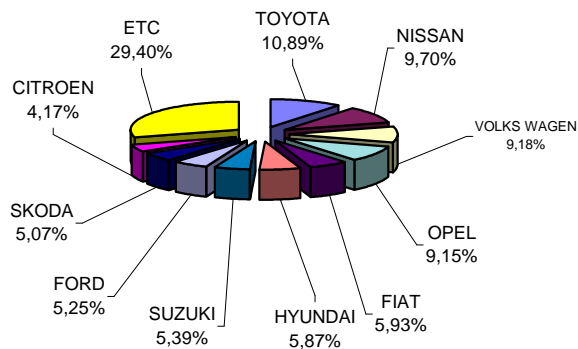
**Table 3. Sales of new and used passenger cars by make:  
July and January - July 2014**

Makes	Passenger cars			
	July		Jan. - Jul.	
	new	used	new	used
ALFA ROMEO	28	5	377	33
ASTON MARTIN	-	1	-	2
AUDI	205	32	1.552	198
AUSTIN	-	-	-	1
BENTLEY	-	-	1	-
BMW	177	29	1.335	188
CARAVANS INTERNATIONAL	-	-	1	-
CHANGAN CO	-	-	1	-
CHAUSSON	-	-	-	1
CHEVROLET	-	4	2	37
CHRYSLER	-	1	-	6
CITROEN	247	54	1.866	307
DACIA	49	-	341	7
DAIHATSU	-	3	2	22
DETHLEFFS	-	3	-	10
FIAT	494	140	2.655	590
FIAT DUCATO NIKAS	-	-	1	-
FIAT/CHALLENGER	-	-	-	1
FIAT-IVECO	-	1	-	2
FORD	360	118	2.349	604
FUJI HEAVY	1	-	1	-
GM KOREA (CHEVROLET)	87	2	569	3
HONDA	61	10	404	49
HYUNDAI	663	22	2.626	76
JAGUAR	1	-	2	2
JEEP	1	2	17	10
KIA	231	9	781	54
LAMBORGHINI	-	-	-	2
LANCIA	48	5	392	33
LAND ROVER	4	19	18	59
LEXUS	6	3	27	11
MAZDA	-	6	25	45
MERCEDES	210	94	1.383	494
MERCEDES Z.MANTOS	3	-	24	-
MINI	99	12	492	61
MITSUBISHI	22	11	176	33
MOBITECNO	-	-	2	-
NISSAN	666	20	4.341	93
OPEL	675	262	4.093	1.487
PEUGEOT	198	64	1.041	303
PORSCHE	2	5	9	28
RENAULT	288	41	1.490	246
SAAB	-	2	-	13
SEA / ELNAGH	-	-	1	1
SEA / MOBILVETT	-	1	-	5
SEAT	311	9	1.515	43
SKODA	354	16	2.270	67
SMART	15	127	102	882
SSANGYONG	-	1	-	1
SUBARU	6	-	52	4
SUZUKI	364	50	2.412	234
TALBOT	-	-	-	1
TESLA	-	-	-	1
TOYOTA	695	150	4.873	791
VOLKS WAGEN	768	89	4.106	437
VOLVO	201	13	1.017	41
<b>TOTAL</b>	<b>7.540</b>	<b>1.436</b>	<b>44.744</b>	<b>7.619</b>

**Graph 4. Sales of new passenger cars:  
July 2014**



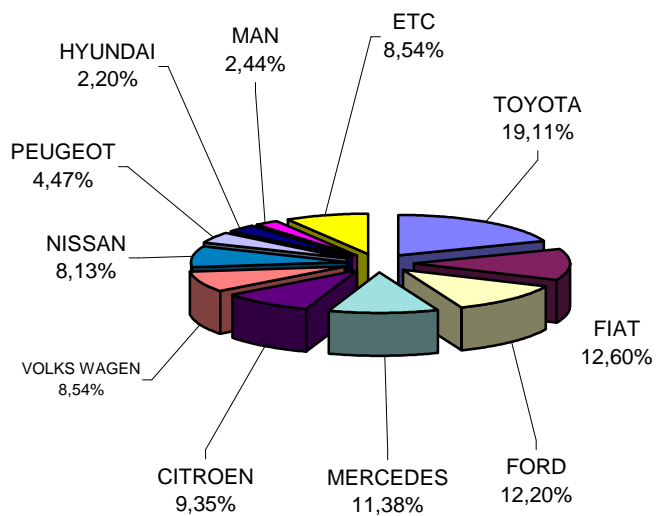
**Graph 5. Sales of new passenger cars:  
January - July 2014**



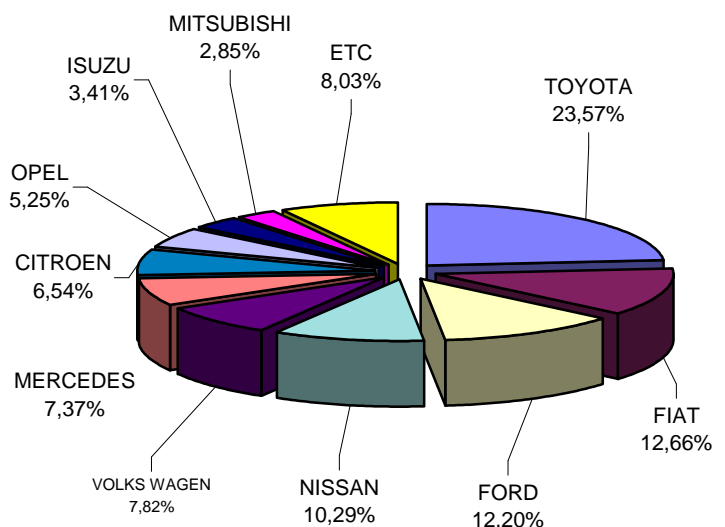
**Table 4. Sales of new and used lorries by make:  
July and January - July 2014**

Makes	Lorries			
	July		Jan. - Jul.	
	new	used	new	used
ALBION	-	-	-	1
B.M.W.	-	-	-	1
CHEVROLET	-	1	-	3
CHRYSLER	-	-	-	3
CITROEN	46	21	188	120
DACIA	-	1	-	9
DAF	11	21	34	105
DAIHATSU	-	1	-	8
DODGE	-	-	-	4
EFFEDI	-	1	-	1
FIAT	62	124	364	774
FIAT-IVECO	-	7	1	41
FORD	60	116	351	709
G.M.C.	-	-	-	1
HYUNDAI	-	3	-	19
ISUZU	11	12	98	76
IVECO	1	9	19	50
IVECO MAGIRUS	-	3	3	12
KIA	-	1	-	7
LAND ROVER	-	1	-	4
MAHINDRA	4	1	15	1
MAN	12	54	33	296
MAZDA	-	27	5	187
MERCEDES	56	253	212	1.414
MITSUBISHI	10	70	82	416
MULTICAR	-	1	-	1
NISSAN	40	91	296	587
OAF	-	1	-	2
OPEL	16	86	151	604
PEUGEOT	22	18	74	111
PFAU	-	-	-	2
PIAGGIO	1	5	12	17
RENAULT	-	51	2	383
ROVER	-	-	-	2
SCANIA	2	31	5	146
SEAT	-	5	14	10
SEDDON	-	1	-	1
SKODA	-	20	-	125
SOVAB	-	-	-	1
SUBARU	-	-	-	1
STEYER	-	-	-	2
SUZUKI	-	-	-	6
TATA	-	-	1	-
TOYOTA	94	52	678	321
TOYOTA SGOURIS	-	-	2	-
VOLKS WAGEN	42	72	225	443
VOLVO	2	43	11	237
<b>TOTAL</b>	<b>492</b>	<b>1.204</b>	<b>2.876</b>	<b>7.264</b>

**Graph 6. Sales of new lorries:  
July 2014**



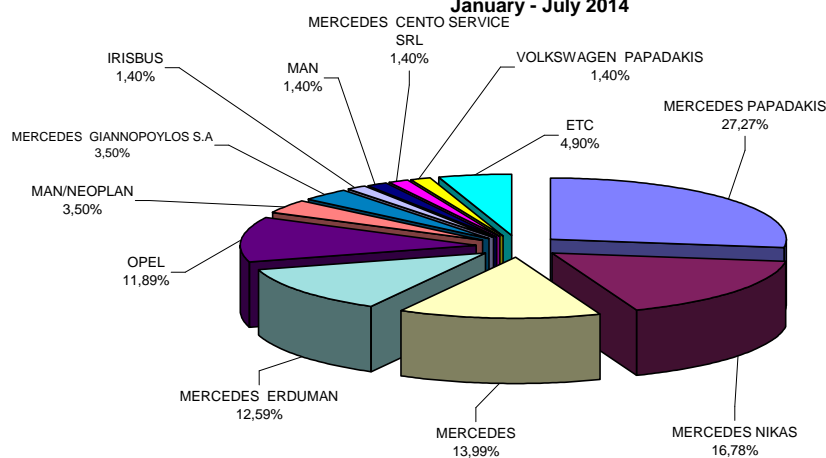
**Graph 7. Sales of new lorries:  
January - July 2014**



**Table 5. Sales of new and used buses by make:  
July and January - July 2014**

Makes	Buses			
	July		Jan. - Jul.	
	new	used	new	used
AYATS	-	-	-	1
BOVA	-	4	-	40
D.K.W.	-	-	-	1
DAF	-	1	-	3
EVOBUS	-	8	-	44
FIAT	1	-	1	-
FIAT-IVECO	-	-	-	3
FORD	-	6	-	16
G.AUWARTER	-	-	-	6
IRISBUS	1	-	2	1
ISUZU	-	-	1	2
IVECO	-	-	1	6
IVECO η IRISBUS	-	-	1	-
KASSBOHRER	-	-	-	6
MAN	-	3	2	29
MAN URBIS DD	-	-	1	-
MAN/NEOPLAN	1	-	5	-
MERCEDES	2	15	20	123
MERCEDES CENTO SERVICE SRL	1	-	2	-
MERCEDES ERDUMAN	2	-	18	-
MERCEDES GIANNOPOYLOS S.A	2	-	5	-
MERCEDES NIKAS	5	-	24	1
MERCEDES PAPADAKIS	7	-	39	1
NEOPLAN	-	2	-	24
OPEL	3	-	17	-
OTOKAR OTOBUS	-	-	-	1
RENAULT	-	1	-	1
SAAB	-	-	-	1
SCANIA	-	4	1	18
SETRA	-	2	-	33
SIN MARCA	-	-	-	1
TEMSA	-	-	1	7
VAN HOOL	-	-	-	2
VOLKS WAGEN	-	-	-	1
VOLKSWAGEN PAPADAKIS	-	-	2	-
VOLVO	-	-	-	7
XIAMEN KING LONG	-	1	-	1
<b>TOTAL</b>	<b>25</b>	<b>47</b>	<b>143</b>	<b>380</b>

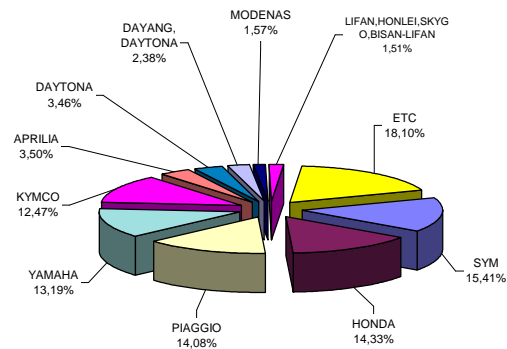
**Graph 8. Sales of new buses:  
January - July 2014**



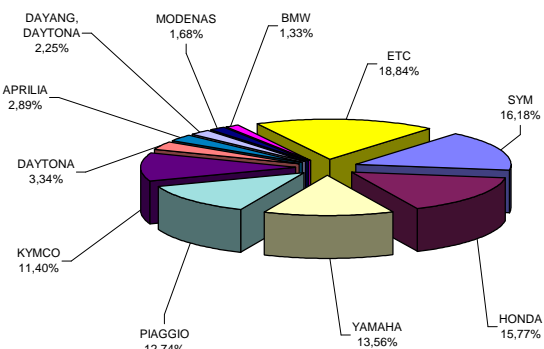
**Table 6. Sales of new and used motorcycles by make or manufacturer:  
July and January - July 2014**

Makes	Motorcycles			
	July		Jan. - Jul.	
	new	used	new	used
ACCESS	3	-	20	1
ACCESS, GOES	4	-	10	-
AEON MOTOR	10	-	45	-
APRILIA	169	8	608	56
APRILIA ǎ PIAGGIO ǎ GILERA	8	-	10	-
APRILIA, GILERA	2	-	9	-
ARTIC CAT	-	-	9	-
BAOTIAN, SUPERKI	1	-	6	1
BASHAN	3	-	10	1
BETA	3	-	10	-
BMW	41	7	280	21
BOMBARDIER INC.	1	-	9	5
BUYANG	4	-	15	-
CARTER	-	-	6	-
CFMOTO, CSR, TG, MONDIAL	3	-	11	-
CHONGQING LIFAN	1	-	6	-
DAELIM	7	-	52	3
DAYANG, DAYTONA	115	3	474	7
DAYTONA	167	-	703	4
DERBI	5	-	49	1
DINLI, EXPLORER, HYTRACK, M	-	-	7	-
DUCATI	16	1	75	5
FEISHEN, MONDIA	2	-	10	-
GILERA	3	-	21	1
GILERA, PIAGGIO	7	1	44	5
HAOJIANG, SENKE, ZONTES, TAY	3	-	24	-
HARLEY DAVIDSON	14	1	72	10
HER CHEE, ADLY	1	-	17	-
HM	1	-	13	7
HONDA	692	48	3,314	181
HUSABERG	-	-	8	1
HUSQVARNA	5	1	31	2
HYOSUNG	2	1	8	1
JIAJUE, JINDING, LANYING, PEDA	16	-	25	-
JIANGSU LINHAI	3	-	4	2
JIAN SHE	7	-	45	-
JINLING	2	1	7	2
JLAJI, HUATIAN, FEILING, TUTU, E	33	-	153	1
JOYNER	10	-	21	-
KAISAR	9	-	22	1
KAWASAKI	28	9	118	30
KEEWAY, QJIANG, QJ	2	-	9	-
KENBO	6	-	59	-
KENOS	1	1	19	1
KL	17	-	112	-
KTM	20	3	154	8
KWANG YANG	-	3	-	26
KYMCO	602	20	2,396	69
LIFAN	10	-	71	-
LIFAN, HONLEI, SKYGO, BISAN-LIF	73	-	213	-
LINGBEN, BINQI	-	-	15	-
LINGBEN, HAIZHIM	1	-	6	-
LINHAI	2	-	15	-
LINTEX, IVA, WK BIKES, SINOCO	4	-	14	-
LML	16	1	66	1
LONGCIN, KINLON	7	-	23	-
LONGCIN, KINLON, DORTON, CCM	4	-	32	-
LONGCIN, X-GEAR	3	-	12	-
MALAGUTI SPA	-	1	-	6
MBK	1	3	1	7
MG MOTO	51	-	238	1
MODENAS	76	-	354	4
MOTO GUZZI	3	1	14	2
MV AGUSTA	1	-	14	-
NFM	1	-	9	-
NIPPONIA	-	-	9	-
ODES, LIANGZI	16	-	44	-
PEUGEOT	68	2	256	6
PGO	2	-	6	-
PIAGGIO	680	37	2,678	173
PIAGGIO, APRILIA	8	-	59	1
POLARIS	1	-	13	-
QJ ǎ QJIANG ǎ GENERIC ǎ MTR	1	-	8	-
QJ ǎ QJIANG ǎ KEEWAY ǎ LEON	32	-	154	2
QJIANG	10	-	16	-
QUADRO	-	-	6	-
SHANYANG	4	-	21	-
SHINERAY	16	-	64	1
SHINERAY, KUDAKI, Lanvertti	3	-	6	-
SKYJET	12	-	72	-
SKYTEAM, SASIN, CSR, METALKE	25	-	53	-
SOKON	1	-	7	-
SUZUKI	16	17	125	86
SYM	744	6	3,402	24
TGB	17	-	69	1
TRIUMPH	34	1	112	1
WANGYE, SANBEN, UM, MONDIAL	21	-	38	-
XGJAO	52	1	220	2
XGJAO, YUAN, SKYJET, KAISAR	12	-	59	1
XINGYUE, QSTRON	2	-	11	-
XINLING, HEROWAY, LEDOW	2	-	15	-
YAMAHA	637	42	2,851	205
YIBEN, MEIDUO, VONROAD, WUB	2	-	12	-
YINXIANG	11	-	43	1
YINXIANG, KENBO	8	-	32	-
YUAN	3	1	9	1
ZHONGNENG, ZNEN, daDo, DIR	42	1	109	3
ZONGSHEN	4	-	12	-
ZONGSHEN, ZIPSTAR, ZEALSUN	7	-	51	1
ETC	34	6	152	27
<b>TOTAL</b>	<b>4,829</b>	<b>228</b>	<b>21,021</b>	<b>1,010</b>

**Graph 9. Sales of new motorcycles:  
July 2014**



**Graph 10. Sales of new motorcycles: January - July  
2014**



## EXPLANATORY NOTES

### Survey on the issuing of new road motor vehicle circulation licenses

The survey on the issuing of new motor vehicle circulation licenses is a census survey. The released data give information, at country level, on the brand and type of the motor vehicle, as well as whether it is new or used. The primary data derive from the Ministry of Infrastructure, Transport and Networks and are based on the issuing of new circulation licences. The survey does not include vehicles that move on rails, trolley busses, agricultural tractors and machinery. In addition, the following are excluded: all motor vehicles of the Armed Forces, Police, Fire Brigade, State Services, Diplomatic Corps, Foreign Missions, and Invalids of Wars, as well as motorcycles with a cylinder capacity less than 50 cc.

#### Legal basis

Legislative Decree 3627/56, Law 2392/96, Law 3832/2010

#### Reference Period

July 2014

#### Coverage

The production of monthly data is based on the registers held by the Ministry of Infrastructure, Transport and Networks, which records all the monthly changes observed in the vehicle registration licences at country level.

#### Definitions

**Road motor vehicle** is any vehicle that, irrespective of the number of wheels, is moved by an engine and is designed to transport persons or cargo or both of them, either they are on the same single vehicle or on a trailer carried by the main motor vehicle. **New** road motor vehicle is any motor vehicle that is registered for the first time in Greece during the reference month and has not been put into circulation in any other country. **Used motor** vehicle is any motor vehicle that is registered for the first time in Greece and has been imported as a used one from abroad

**Passenger motor vehicle:** it is a motor vehicle designed to carry mostly people, having no more than 9 seats, including the driver's seat.

**Bus:** it is a motor vehicle, which is designed to carry mostly people, having more than 10 seats, including the driver's seat. (In the corresponding tables of this Press Release, this category also includes articulated buses.)

**Lorry:** it is motor vehicle designed to carry mostly cargo. (In the corresponding tables of this Press Release, this category also includes tractors, tow trucks, articulated tractors, and trucks with trailers).

**Motorcycle:** any two-wheeled motor vehicle, with or without sidecar, with maximum authorized design speed over 45 km/h, or in case it is powered by a combustion engine, with a cylinder capacity of 50 cc or over (In the corresponding tables of this Press Release, this category also includes the three-wheeled motor vehicles – motor tricycles).

**Tricycle motor vehicle:** it is a motor vehicle with three symmetrical wheels with maximum authorized design speed over 45 km/h, or in case it is powered by a combustion engine, with a cylinder capacity over the 50 cc. This category also includes four-wheel vehicles, except the light four-wheel motorcycles, whose empty vehicle tare (excluding the weight of the fuel or mixture of fuel-oil or the weight of the batteries for electric cars) is up to 400 kg in the case the vehicle is designed for passenger use or up to 550 kg in case the vehicle is designed to carry cargo and whose engine is up to 15KW.

#### Methodology

Census Survey

#### References

More information (graphs, tables) concerning the survey on the issuing of new motor vehicle circulation licences are available on the webpage of ELSTAT, [www.statistics.gr](http://www.statistics.gr), under the link "Statistical Themes > Transport > Vehicles > Vehicle > Vehicle Licensing – Vehicle Fleet