

Piraeus, 9 - 5 - 2014

PRESS RELEASE

Issuing of Motor Vehicle Circulation Licences: April 2014

The Hellenic Statistical Authority announces that in April 2014, 7.888 road motor cars (both new and used from abroad) were put into circulation for the first time, recording a 9,1% increase compared with the corresponding month of 2013 when the number of road motor cars was 7.233. In April 2013, a 21,5% increase had been observed in comparison with the corresponding month of 2012 (Table1, Chart1).

The new motorcycles (over 50cc) that were put into circulation for the first time in April 2014 amounted to 2.849, against 3.274 in 2013, thus recording a 13,0% decrease. In April 2013, a 1,1% increase had been observed in comparison with the corresponding month of 2012 (Table 1, Chart1).

During the period January - April 2014, 31.642 road motor cars (both new and used from abroad) were put into circulation for the first time, representing a 18,7% increase compared to the corresponding period of 2013 when the number of road motor cars was 26.649. During the period January - April 2013 a decrease of 8,9% had been observed in comparison with the corresponding period of 2012 (Table2, Charts 2,3).

During the period January - April 2014 the circulation of new motorcycles (over 50cc) amounted to 8.530, against 8.689 in 2013, thus representing a 1,8% decrease. A decrease of 2,9% had been observed during the period January - April 2013 in comparison with the corresponding period of 2012 (Table 2, Charts 2,3).

Information:

Division of Statistics on Trade and Services
Section of Transport, Communications and Mass Media

Konstantinos Menexes

Telephor : (0030) 213 1352500

FAX : (0030) 213 1352496

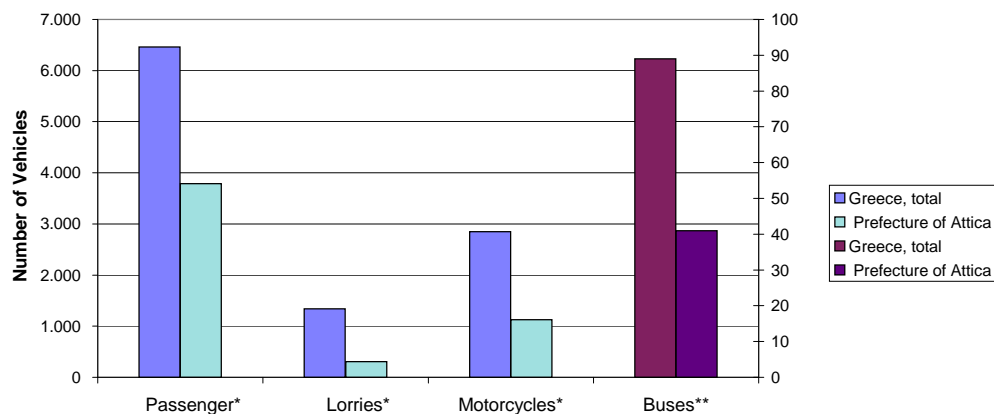
e-mail : k.menexes@statistics.gr

**Table 1. Road motor vehicles, both new and used, put into circulation for the first time in Greece:
April 2012 - 2014**

Category of Road Motor Vehicles	April						Change (%)			
	2014		2013		2012		2014/2013		2013/2012	
	Total	Used	Total	Used	Total	Used	Total	Used	Total	Used
Greece, total										
Road Motor Vehicles,total	10.737	2.181	10.507	1.648	9.191	1.319	2,2	32,3	14,3	24,9
1. Road motor cars	7.888	2.047	7.233	1.482	5.952	1.222	9,1	38,1	21,5	21,3
Passenger Cars	6.462	1.020	5.848	526	4.894	487	10,5	93,9	19,5	8,0
Buses	89	75	41	37	62	46	117,1	102,7	-33,9	-19,6
Lorries	1.337	952	1.344	919	996	689	-0,5	3,6	34,9	33,4
2. Motorcycles > 50 cc	2.849	134	3.274	166	3.239	97	-13,0	-19,3	1,1	71,1
Prefecture of Attica										
Road Motor Vehicles,total	5.261	518	5.361	327	4.434	254	-1,9	58,4	20,9	28,7
1. Road motor cars	4.136	500	3.987	300	3.160	240	3,7	66,7	26,2	25,0
Passenger Cars	3.789	317	3.682	163	2.934	143	2,9	94,5	25,5	14,0
Buses	41	31	15	14	17	14	173,3	121,4	-11,8	0,0
Lorries	306	152	290	123	209	83	5,5	23,6	38,8	48,2
2. Motorcycles > 50 cc	1.125	18	1.374	27	1.274	14	-18,1	-33,3	7,8	92,9

Category of Road Motor Vehicles	Average May 2013 - Apr. 2014		Average May 2012 - Apr. 2013		Change (%)	
					Average May 2013 - Apr. 2014 / Average May 2012 - Apr. 2013	
	Total	Used	Total	Used	Total	Used
Greece, total						
Road Motor Vehicles,total	9.517	1.639	9.042	1.343	5,3	22,0
1. Road motor cars	6.968	1.538	6.257	1.251	11,4	22,9
Passenger Cars	5.753	666	5.132	447	12,1	49,0
Buses	45	35	32	25	40,6	40,0
Lorries	1.170	837	1.093	779	7,0	7,4
2. Motorcycles > 50 cc	2.549	101	2.785	92	-8,5	9,8

Graph 1. New registrations of motor vehicles: April 2014



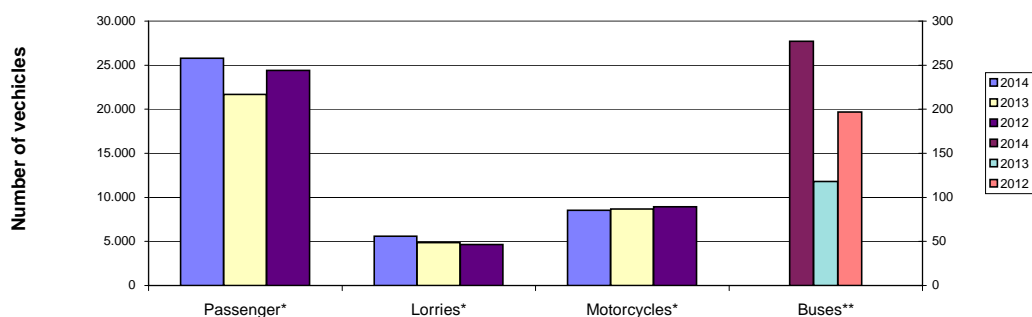
* For Passenger motor vehicles, Lorries and Motorcycles see the left axis scale

** For Buses see the right axis scale

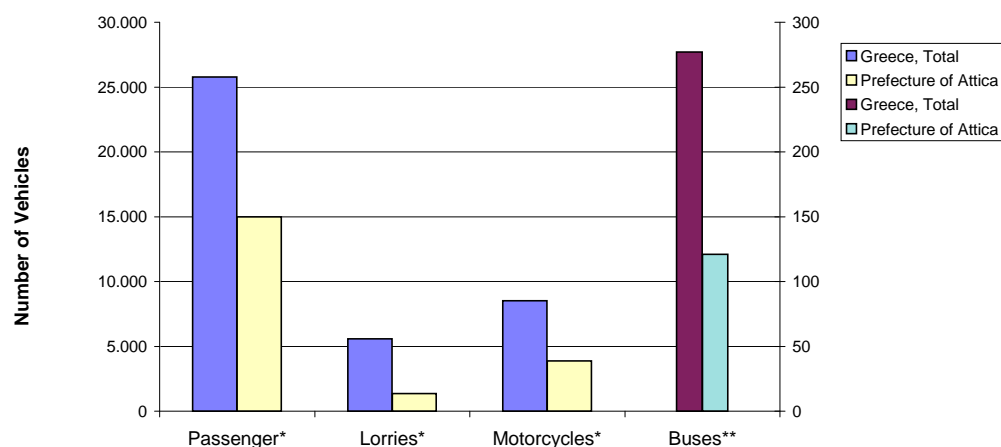
**Table 2. Road motor vehicles, both new and used, put into circulation for the first time in Greece:
Jan. - Apr. 2012 - 2014**

Category of Road Motor Vehicles	January - April						Change (%)			
	2014		2013		2012		2014/2013		2013/2012	
	Total	Used	Total	Used	Total	Used	Total	Used	Total	Used
Greece, total										
Road Motor Vehicles,total	40.172	8.612	35.338	6.367	38.195	6.611	13,7	35,3	-7,5	-3,7
1. Road motor cars	31.642	8.230	26.649	5.951	29.244	6.307	18,7	38,3	-8,9	-5,6
Passenger Cars	25.784	3.950	21.681	2.229	24.395	2.868	18,9	77,2	-11,1	-22,3
Buses	277	231	118	103	197	145	134,7	124,3	-40,1	-29,0
Lorries	5.581	4.049	4.850	3.619	4.652	3.294	15,1	11,9	4,3	9,9
2. Motorcycles > 50 cc	8.530	382	8.689	416	8.951	304	-1,8	-8,2	-2,9	36,8
Prefecture of Attica										
Road Motor Vehicles,total	20.344	2.007	18.288	1.240	18.564	1.247	11,2	61,9	-1,5	-0,6
1. Road motor cars	16.457	1.950	14.190	1.162	14.352	1.178	16,0	67,8	-1,1	-1,4
Passenger Cars	14.984	1.213	13.171	643	13.507	754	13,8	88,6	-2,5	-14,7
Buses	121	91	32	25	58	40	278,1	264,0	-44,8	-37,5
Lorries	1.352	646	987	494	787	384	37,0	30,8	25,4	28,6
2. Motorcycles > 50 cc	3.887	57	4.098	78	4.212	69	-5,1	-26,9	-2,7	13,0

**Graph 2. New motor vehicle circulation licences: comparative data
January - April 2012, 2013, 2014**



Graph 3. New registrations of motor vehicles: January - April 2014



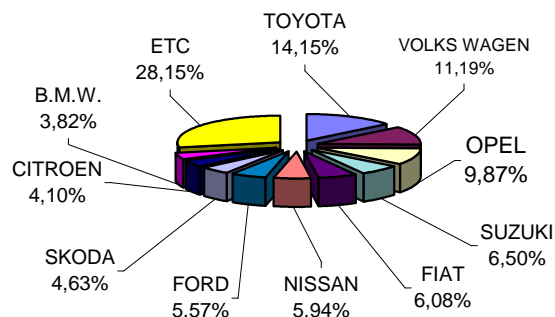
* For Passenger motor vehicles, Lorries and Motorcycles
see the left axis scale

** For the Buses see the right axis scale

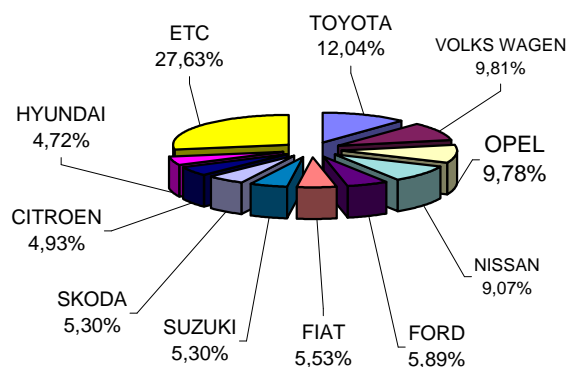
**Table 3. Sales of new and used passenger cars by make:
April and January - April 2014**

Makes	Passenger cars			
	April		Jan. - Apr.	
	new	used	new	used
ALFA ROMEO	53	5	205	17
ASTON MARTIN	-	1	-	1
AUDI	173	24	782	111
B.M.W.	208	29	716	101
CHANGAN CO	-	-	1	-
CHEVROLET	-	6	2	15
CHRYSLER	-	-	-	3
CITROEN	223	47	1.076	163
DACIA	72	-	157	3
DAEWOO	-	-	-	1
DAIHATSU	-	-	2	12
DETHLEFFS H POS	-	-	-	5
FIAT	331	59	1.208	279
FIAT DUCATO NIKAS	-	-	1	-
FIAT/CHALLENGER	-	-	-	1
FIAT-IVECO	-	1	-	1
FORD	303	71	1.286	306
GM KOREA (CHEVROLET)	85	-	265	1
HONDA	38	4	199	28
HYUNDAI	98	7	1.030	32
JAGUAR	-	-	1	2
JEEP	3	3	10	6
KIA	72	11	300	29
LAMBORGHINI	-	-	-	1
LANCIA	69	12	212	22
LAND ROVER	1	6	8	26
LEXUS	3	2	13	7
MAZDA	-	7	20	27
MERCEDES	188	69	712	261
MERCEDES Z.MANTOS	-	-	18	-
MINI	65	9	226	33
MITSUBISHI	34	3	109	9
MOBITECNO	-	-	1	-
NISSAN	323	17	1.981	43
OPEL	537	181	2.135	758
PEUGEOT	134	40	278	160
PORSCHE	1	6	2	18
RENAULT	162	53	661	141
SAAB	-	1	-	8
SEA / ELNAGH	-	-	1	1
SEA / MOBILVETT	-	3	-	4
SEAT	130	4	493	20
SKODA	252	9	1.157	34
SMART	13	119	65	503
SUBARU	3	1	39	3
SUZUKI	354	27	1.158	117
TALBOT	-	1	-	1
TESLA MOTORS IN	-	-	-	1
TOYOTA	770	106	2.628	399
VOLKS WAGEN	609	69	2.142	214
VOLVO	135	7	534	22
TOTAL	5.442	1.020	21.834	3.950

**Graph 4. Sales of new passenger cars:
April 2014**



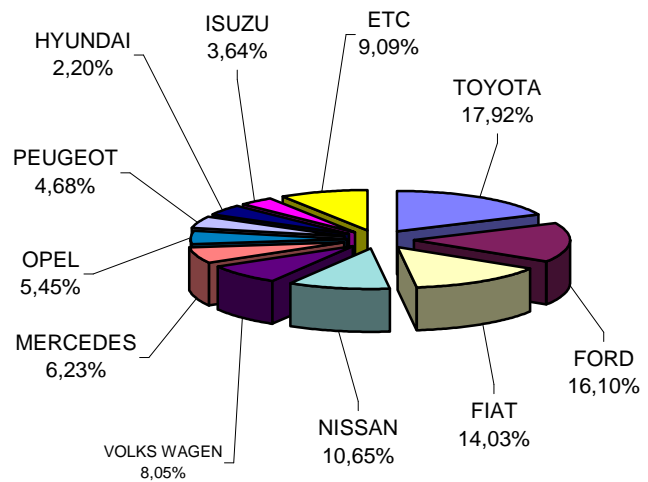
**Graph 5. Sales of new passenger cars:
January - April 2014**



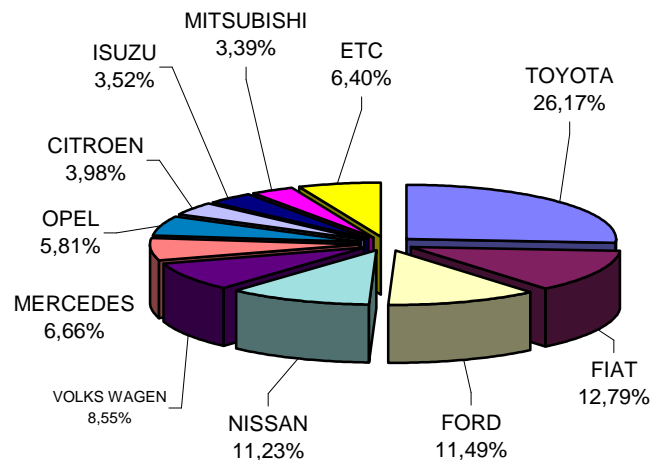
**Table 4. Sales of new and used lorries by make:
April and January - April 2014**

Makes	Lorries			
	April		Jan. - Apr.	
	new	used	new	used
CHEVROLET	-	-	-	2
CHRYSLER	-	2	-	3
CITROEN	13	13	61	63
DACIA	-	-	-	4
DAF	4	17	12	60
DAIHATSU	-	1	-	4
DODGE	-	1	-	3
FIAT	54	96	196	413
FIAT-IVECO	1	8	1	18
FORD	62	89	176	392
G.M.C.	-	-	-	1
HYUNDAI	-	5	-	12
ISUZU	14	10	54	41
IVECO	4	6	8	25
IVECO MAGIRUS	3	-	3	4
KIA	-	1	-	4
MAHINDRA	2	-	8	-
MAN	1	46	14	166
MAZDA	1	16	2	108
MERCEDES	24	194	102	775
MITSUBISHI	16	60	52	237
NISSAN	41	66	172	346
OAF	-	-	-	1
OPEL	21	89	89	374
PEUGEOT	18	11	24	55
PFAU	-	-	-	1
PIAGGIO	2	3	8	5
RENAULT	-	60	1	219
ROVER	-	-	-	1
SCANIA	1	15	3	72
SEAT	-	1	6	3
SKODA	-	12	-	76
SOVAB	-	-	-	1
STEYER	-	-	-	2
SUBARU	-	1	-	1
SUZUKI	-	1	-	3
TATA	1	-	1	-
TOYOTA	69	44	401	176
TOYOTA SGOURIS	-	-	2	-
VOLKS WAGEN	31	51	131	252
VOLVO	2	33	5	126
TOTAL	385	952	1.532	4.049

**Graph 6. Sales of new lorries:
April 2014**



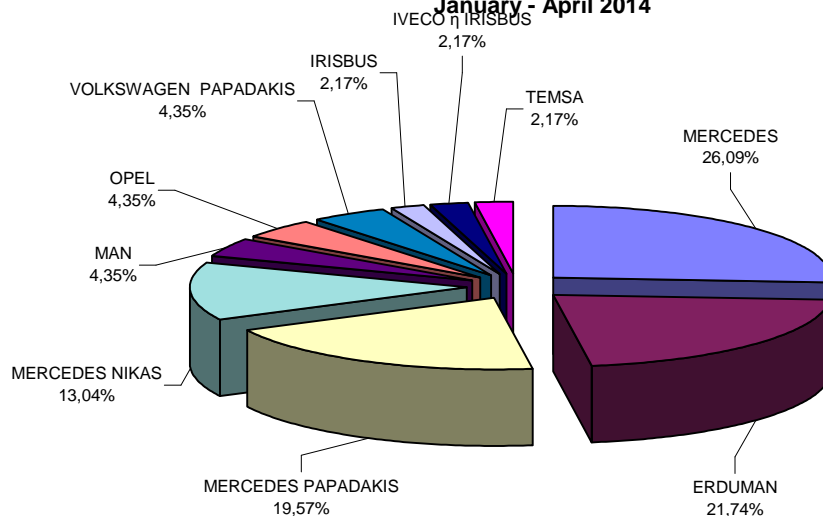
**Graph 7. Sales of new lorries:
January - April 2014**



**Table 5. Sales of new and used buses by make:
April and January - April 2014**

Makes	Buses			
	April		Jan. - Apr.	
	new	used	new	used
AYATS	-	-	-	1
BOVA	-	12	-	27
D.K.W.	-	-	-	1
DAF	-	-	-	2
ERDUMAN	5	-	10	-
EVOBUS	-	8	-	28
FIAT-IVECO	-	2	-	2
FORD	-	-	-	3
G.AUWARTER	-	-	-	6
IRISBUS	-	-	1	1
ISUZU	-	-	-	2
IVECO SPA	-	-	-	4
IVECO η IRISBUS	-	-	1	-
KASSBOHRER	-	3	-	4
MAN	2	2	2	18
MERCEDES	2	25	12	75
MERCEDES NIKAS	4	-	6	-
MERCEDES PAPADAKIS	1	-	9	-
NEOPLAN	-	10	-	18
OPEL	-	-	2	-
OTOKAR OTOBUS	-	-	-	1
SAAB	-	1	-	1
SCANIA	-	2	-	8
SETRA	-	8	-	21
SIN MARCA	-	-	-	1
TEMSA	-	2	1	2
VAN HOOL	-	-	-	2
VOLKSWAGEN PAPADAKIS	-	-	2	-
VOLVO	-	-	-	3
TOTAL	14	75	46	231

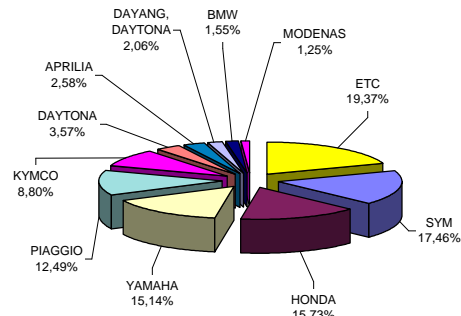
**Graph 8. Sales of new buses:
January - April 2014**



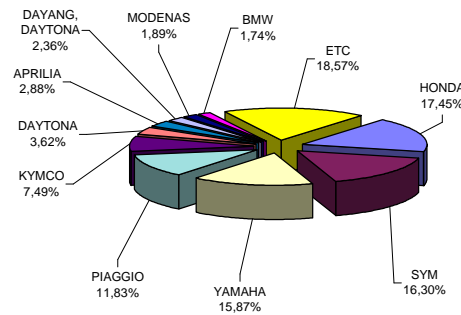
**Table 6. Sales of new and used motorcycles by make or manufacturer:
April and January - April 2014**

Makes	Motorcycles			
	April		Jan. - Apr.	
	new	used	new	used
ACCESS	1	-	5	-
AEON MOTOR	2	-	5	-
AMS	3	-	3	-
APRILIA	70	7	235	22
APRILIA, GILERA	3	-	5	-
ARTIC CAT	3	-	8	-
BAOTIAN, SUPERKI	2	-	4	1
BASHAN, MONDIAL	1	-	3	-
BETA	1	-	6	-
BMW	42	2	142	7
BOMBARDIER INC.	2	-	5	5
BUYANG, MX	2	-	4	-
CFMOTO, CSR, TG	-	-	3	-
DAELIM	5	-	23	1
DAYANG, DAYTONA	56	-	192	3
DAYTONA	97	-	295	2
DERBI	9	-	24	1
DUCATI	12	-	30	1
FEISHEN, MONDIA	-	-	5	-
GENERIC, RIDE, EXPLORER, G-RID	-	-	3	-
GILERA	1	-	9	-
GILERA, PIAGGIO	4	1	24	1
HAOJIANG, SENKE, FERRO	2	-	5	-
HARLEY DAVIDSON	14	1	32	6
HER CHEE, ADLY	10	-	15	-
HM	2	1	11	7
HONDA	427	24	1,422	63
HUSABERG	1	-	8	-
HUSQVARNA	2	-	18	-
HYOSUNG	1	-	3	-
JLAJI, HUATIAN, FEILING, TUTU, EP	26	-	55	-
JIANSHE	7	-	25	-
JINLING	-	-	3	1
JINLUN, ADAMS, MIRAGE, MKS, I	2	-	2	-
JOYNER	5	-	5	-
KAISAR	5	-	9	1
KAWASAKI	17	4	46	7
KEEWAY, QJIANG, QJ	1	-	2	-
KENBO	7	-	25	-
KENOS	1	-	8	-
KL	11	-	52	-
KTM	25	1	94	2
KWANG YANG	-	7	-	13
KYMCO	239	7	610	18
LIFAN	8	-	28	-
LIFAN, HONLEI, SKYGO, BISAN-LIF	33	-	65	-
LINGBEN, HAIZHIM	-	-	4	-
LINHAI	3	-	5	-
LINTEX, IVA, WK BIKES, SINOCO	2	-	6	-
LML	12	-	34	-
LONGCIN, KINLON	4	-	9	-
LONGCIN, LONGTIN	4	-	6	-
LONGCIN, X-GEAR	1	-	5	-
LONGJIA, RENBO, PRESTO, GINM	-	-	3	-
MALAGUTI SPA	-	1	-	4
MBK INDUSTRIE	-	1	-	3
MG MOTO	31	-	107	1
MODENAS	34	-	154	1
MOTO GUZZI	1	-	6	-
MV AGUSTA	4	-	9	-
NFM	1	-	3	-
NIPPONIA	-	-	3	-
ODES, LIANGZI	10	-	11	-
PEUGEOT	29	2	85	2
PGO MOTIVE POWE	1	-	2	-
PIAGGIO	339	25	964	70
PIAGGIO, APRILIA	6	-	26	-
POLARIS	4	-	6	-
QJ, QJIANG, KEEWA	13	1	36	1
QUADRO	1	-	5	-
RAMZEY	1	-	3	-
SHANYANG	2	-	11	-
SHINERAY	8	1	31	1
SKYJET	7	-	27	-
SKYTEAM, SASIN	3	-	14	-
SOKON	2	-	4	-
SUZUKI	18	11	60	36
SYM	474	4	1,328	9
TGB	10	-	10	-
TRIUMPH	16	-	45	-
TURBHO	1	-	4	-
XGJAO	31	-	82	-
XGJAO, YUAN, SKYJET, KAISAR	8	-	31	1
XINGYUE, QSTRON	-	-	5	-
XINLING, HEPOWAY, LEDOW	2	-	6	-
YAMAHA	411	30	1,293	79
YIBEN, MEIDUO, VONROAD, WUB	2	-	3	-
YINXIANG	7	-	9	-
YINXIANG, KENBO	3	-	11	-
YINXIANG, CHEETA	-	-	3	-
YUAN	2	-	4	-
ZHONGNENG, ASYA	-	-	3	-
ZHONGNENG, ZNEN	7	-	17	1
ZONGSHEN, ZIPSTAR, ZEALSUN	24	-	31	-
ETC	14	3	48	11
TOTAL	2,715	134	8,148	382

Graph 9. Sales of new motorcycles: April 2014



Graph 10. Sales of new motorcycles: January - April 2014



EXPLANATORY NOTES

Survey on the issuing of new road motor vehicle circulation licenses

The survey on the issuing of new motor vehicle circulation licenses is a census survey. The released data give information, at country level, on the brand and type of the motor vehicle, as well as whether it is new or used. The primary data derive from the Ministry of Infrastructure, Transport and Networks and are based on the issuing of new circulation licences. The survey does not include vehicles that move on rails, trolley busses, agricultural tractors and machinery. In addition, the following are excluded: all motor vehicles of the Armed Forces, Police, Fire Brigade, State Services, Diplomatic Corps, Foreign Missions, and Invalids of Wars, as well as motorcycles with a cylinder capacity less than 50 cc.

Legal basis

Legislative Decree 3627/56, Law 2392/96, Law 3832/2010

Reference Period

April 2014

Coverage

The production of monthly data is based on the registers held by the Ministry of Infrastructure, Transport and Networks, which records all the monthly changes observed in the vehicle registration licences at country level.

Definitions

Road motor vehicle is any vehicle that, irrespective of the number of wheels, is moved by an engine and is designed to transport persons or cargo or both of them, either they are on the same single vehicle or on a trailer carried by the main motor vehicle. **New** road motor vehicle is any motor vehicle that is registered for the first time in Greece during the reference month and has not been put into circulation in any other country. **Used motor** vehicle is any motor vehicle that is registered for the first time in Greece and has been imported as a used one from abroad

Passenger motor vehicle: it is a motor vehicle designed to carry mostly people, having no more than 9 seats, including the driver's seat.

Bus: it is a motor vehicle, which is designed to carry mostly people, having more than 10 seats, including the driver's seat. (In the corresponding tables of this Press Release, this category also includes articulated buses.)

Lorry: it is motor vehicle designed to carry mostly cargo. (In the corresponding tables of this Press Release, this category also includes tractors, tow trucks, articulated tractors, and trucks with trailers).

Motorcycle: any two-wheeled motor vehicle, with or without sidecar, with maximum authorized design speed over 45 km/h, or in case it is powered by a combustion engine, with a cylinder capacity of 50 cc or over (In the corresponding tables of this Press Release, this category also includes the three-wheeled motor vehicles – motor tricycles).

Tricycle motor vehicle: it is a motor vehicle with three symmetrical wheels with maximum authorized design speed over 45 km/h, or in case it is powered by a combustion engine, with a cylinder capacity over the 50 cc. This category also includes four-wheel vehicles, except the light four-wheel motorcycles, whose empty vehicle tare (excluding the weight of the fuel or mixture of fuel-oil or the weight of the batteries for electric cars) is up to 400 kg in the case the vehicle is designed for passenger use or up to 550 kg in case the vehicle is designed to carry cargo and whose engine is up to 15KW.

Methodology

Census Survey

References

More information (graphs, tables) concerning the survey on the issuing of new motor vehicle circulation licences are available on the webpage of ELSTAT, www.statistics.gr, under the link "Statistical Themes > Transport > Vehicles > Vehicle > Vehicle Licensing – Vehicle Fleet