

Piraeus, 10 - 1 - 2014

PRESS RELEASE

Issuing of Motor Vehicle Circulation Licences: December 2013

The Hellenic Statistical Authority announces that in December 2013, 5.237 road motor cars (both new and used from abroad) were put into circulation for the first time, recording a 7,8% increase compared with the corresponding month of 2012 when the number of road motor cars was 4.859. In December 2012, a 29,6 % decrease had been observed in comparison with the corresponding month of 2011 (Table1,Chart1).

The new motorcycles (over 50cc) that were put into circulation for the first time in December 2013 amounted to 751, against 799 in 2012, thus recording a 6,0% decrease. In December 2012, a 31,1% decrease had been observed in comparison with the corresponding month of 2011 (Table 1, Chart1).

During the period January - December 2013, 78.630 road motor cars (both new and used from abroad) were put into circulation for the first time, representing a 1,2% increase compared to the corresponding period of 2012 when the number of road motor cars was 77.675. During the period January - December 2012 a decrease of 38,5% had been observed in comparison with the corresponding period of 2011 (Table2,Charts 2,3).

During the period January - December 2013 the circulation of new motorcycles (over 50cc) amounted to 30.742, against 33.687 in 2012, thus representing a 8,7% decrease. A decrease of 29,5% had been observed during the period January - December 2012 in comparison with the corresponding period of 2011 (Table 2,Charts2,3).

Information:

Division of Statistics on Trade and Services
Section of Transport, Communications and Mass Media

Konstantinos Menexes

Telephone : (0030) 213 1352500

FAX : (0030) 213 1352496

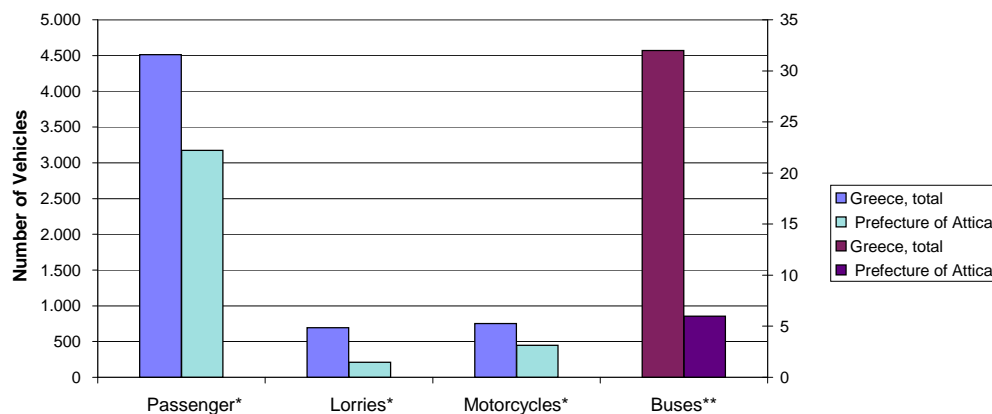
e-mail : menexesk@statistics.gr

**Table 1. Road motor vehicles, both new and used, put into circulation for the first time in Greece:
December 2011 - 2013**

Category of Road Motor Vehicles	December						Change (%)			
	2013		2012		2011		2013/2012		2012/2011	
	Total	Used	Total	Used	Total	Used	Total	Used	Total	Used
Greece, total										
Road Motor Vehicles,total	5.988	755	5.658	802	8.065	945	5,8	-5,9	-29,8	-15,1
1. Road motor cars	5.237	733	4.859	765	6.906	922	7,8	-4,2	-29,6	-17,0
Passenger Cars	4.512	264	3.888	247	5.935	399	16,0	6,9	-34,5	-38,1
Buses	32	25	15	12	28	16	113,3	108,3	-46,4	-25,0
Lorries	693	444	956	506	943	507	-27,5	-12,3	1,4	-0,2
2. Motorcycles > 50 cc	751	22	799	37	1.159	23	-6,0	-40,5	-31,1	60,9
Prefecture of Attica										
Road Motor Vehicles,total	3.836	241	3.257	164	4.318	228	17,8	47,0	-24,6	-28,1
1. Road motor cars	3.390	235	2.810	157	3.606	222	20,6	49,7	-22,1	-29,3
Passenger Cars	3.175	121	2.473	87	3.365	133	28,4	39,1	-26,5	-34,6
Buses	6	5	3	2	5	1	100,0	150,0	-40,0	100,0
Lorries	209	109	334	68	236	88	-37,4	60,3	41,5	-22,7
2. Motorcycles > 50 cc	446	6	447	7	712	6	-0,2	-14,3	-37,2	16,7

Category of Road Motor Vehicles	Average Jan. 2013 - Dec. 2013		Average Jan. 2012 - Dec. 2012		Change (%)	
					Average Jan. 2013 - Dec. 2013 / Average Jan. 2012 - Dec. 2012	
	Total	Used	Total	Used	Total	Used
Greece, total						
Road Motor Vehicles,total	9.114	1.452	9.279	1.364	-1,8	6,5
1. Road motor cars	6.552	1.348	6.472	1.281	1,2	5,2
Passenger Cars	5.411	523	5.358	500	1,0	4,6
Buses	32	24	38	29	-15,8	-17,2
Lorries	1.109	801	1.076	752	3,1	6,5
2. Motorcycles > 50 cc	2.562	104	2.807	83	-8,7	25,3

Graph 1. New registrations of motor vehicles: December 2013



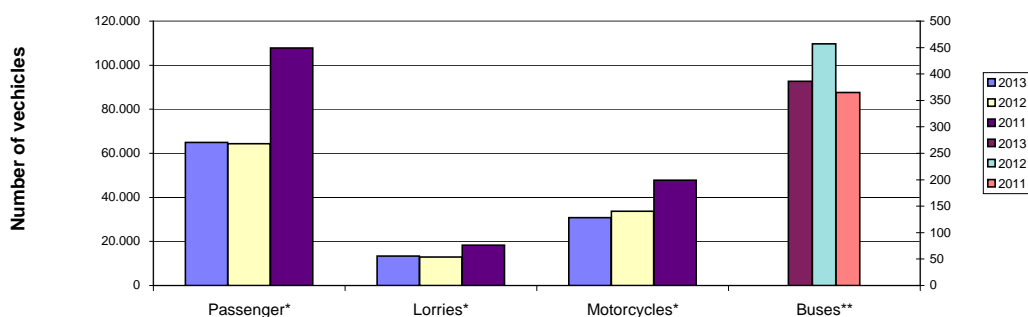
* For Passenger motor vehicles, Lorries and Motorcycles see the left axis scale

** For Buses see the right axis scale

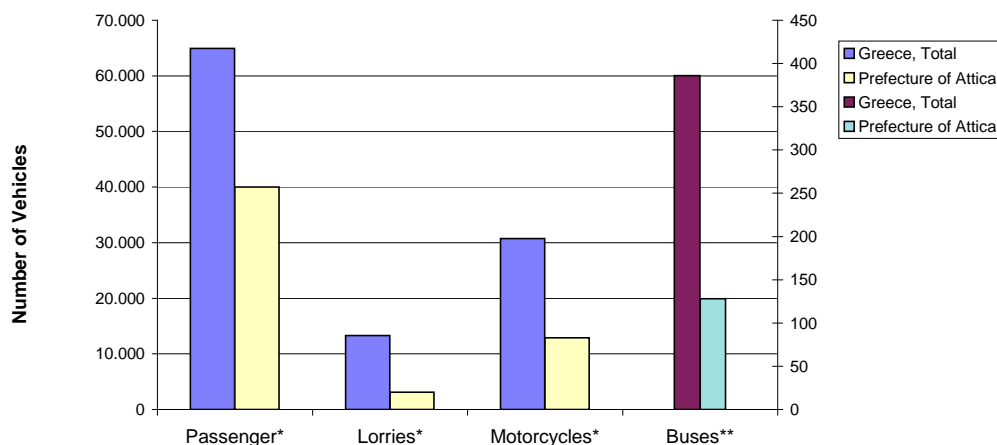
**Table 2. Road motor vehicles, both new and used, put into circulation for the first time in Greece:
Jan. - Dec. 2011 - 2013**

Category of Road Motor Vehicles	January - December						Change (%)			
	2013		2012		2011		2013/2012		2012/2011	
	Total	Used	Total	Used	Total	Used	Total	Used	Total	Used
Greece, total										
Road Motor Vehicles, total	109.372	17.420	111.362	16.371	174.126	23.076	-1,8	6,4	-36,0	-29,1
1. Road motor cars	78.630	16.176	77.675	15.375	126.372	21.877	1,2	5,2	-38,5	-29,7
Passenger Cars	64.932	6.273	64.301	6.002	107.737	10.198	1,0	4,5	-40,3	-41,1
Buses	386	289	457	346	365	285	-15,5	-16,5	25,2	21,4
Lorries	13.312	9.614	12.917	9.027	18.270	11.394	3,1	6,5	-29,3	-20,8
2. Motorcycles > 50 cc	30.742	1.244	33.687	996	47.754	1.199	-8,7	24,9	-29,5	-16,9
Prefecture of Attica										
Road Motor Vehicles, total	56.117	3.754	55.332	3.143	82.519	4.752	1,4	19,4	-32,9	-33,9
1. Road motor cars	43.239	3.533	40.670	2.974	61.400	4.440	6,3	18,8	-33,8	-33,0
Passenger Cars	40.027	2.005	37.904	1.711	57.985	2.849	5,6	17,2	-34,6	-39,9
Buses	128	88	140	98	100	70	-8,6	-10,2	40,0	40,0
Lorries	3.084	1.440	2.626	1.165	3.315	1.521	17,4	23,6	-20,8	-23,4
2. Motorcycles > 50 cc	12.878	221	14.662	169	21.119	312	-12,2	30,8	-30,6	-45,8

**Graph 2. New motor vehicle circulation licences: comparative data
January - December 2011, 2012, 2013**



Graph 3. New registrations of motor vehicles: January - December 2013

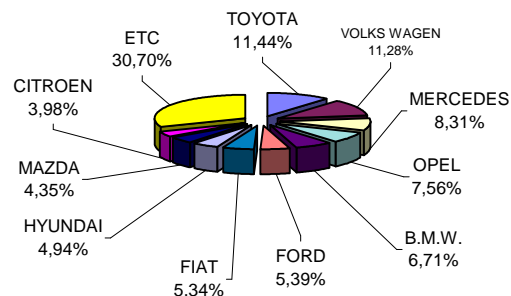


* For Passenger motor vehicles, Lorries and Motorcycles
see the left axis scale
** For the Buses see the right axis scale

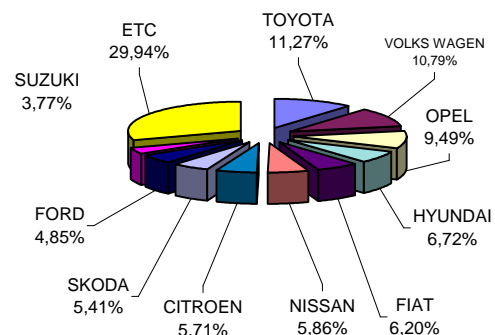
**Table 3. Sales of new and used passenger cars by make:
December and January - December 2013**

Makes	Passenger cars			
	December		Jan. - Dec.	
	new	used	new	used
ALFA ROMEO	59	1	727	11
AUDI	138	4	1.844	152
B.M.W.	285	2	1.756	145
BENTLEY	-	-	1	-
C.I/ROLLERTEAM	-	-	1	-
CHEVROLET	2	-	20	11
CHRYSLER	-	2	-	16
CITROEN	169	11	3.348	242
DACIA	11	1	271	4
DAEWOO	-	1	-	7
DAIHATSU	-	-	105	11
DODGE	-	-	21	1
FIAT	227	12	3.635	467
FORD	229	13	2.845	373
GM KOREA (CHEVROLET)	40	1	685	1
HOBBY	-	-	1	-
HONDA	27	3	618	51
HONGXING	-	-	1	-
HYUNDAI	210	1	3.940	45
ISUZU	-	-	-	1
IVECO SPA	-	-	1	1
JAGUAR	-	-	-	5
KEWET	-	-	-	1
KIA	42	1	1.004	53
LADA	-	-	-	1
LANCIA	19	3	799	26
LAND ROVER	2	-	23	7
LEYLAND AUSTR.	-	1	-	1
LOTUS	-	-	2	-
MAZDA	185	2	243	31
MERCEDES	353	33	1.845	412
MINI	125	2	702	31
MITSUBISHI	15	1	348	37
MOBITECNO	-	-	1	-
NISSAN	122	2	3.436	72
OPEL	321	36	5.569	1.149
PANTHER	-	-	-	1
PEUGEOT	40	7	1.399	144
PORSCHE	-	-	8	12
RENAULT	145	9	1.232	149
SAAB	-	-	5	7
SEA/MOBILVETT	-	-	-	3
SEAT	54	1	1.964	27
SKODA	123	5	3.173	78
SMART	66	59	445	1.284
SSANGYONG	-	-	-	1
SUBARU	3	-	25	4
SUZUKI	116	11	2.213	208
TOYOTA	486	31	6.610	646
TRABANT	-	-	-	1
VOLKS WAGEN	479	8	6.328	312
VOLVO	154	-	1.464	29
WESTFIELD SPORT	-	-	-	1
WILLYS	-	-	-	1
Z. MANTOS	1	-	1	-
TOTAL	4.248	264	58.659	6.273

**Graph 4. Sales of new passenger cars:
December 2013**



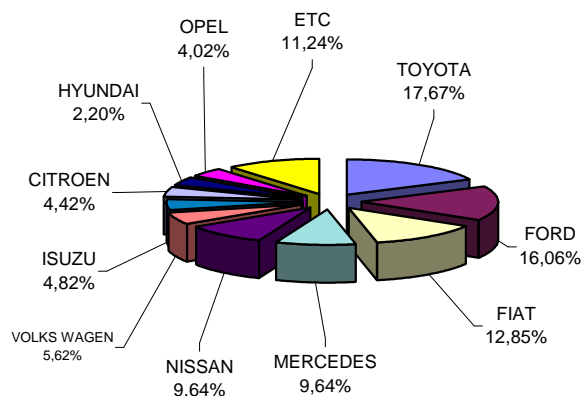
**Graph 5. Sales of new passenger cars:
January - December 2013**



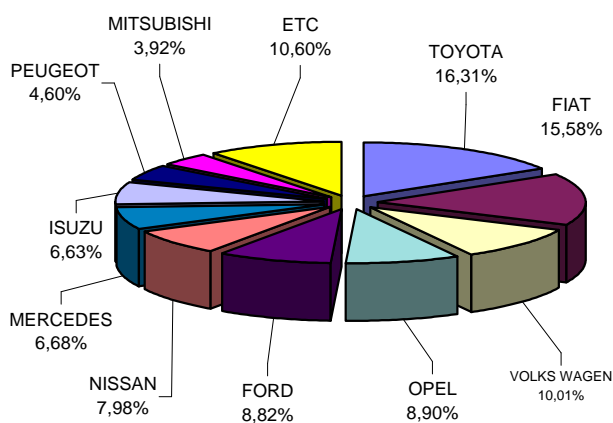
**Table 4. Sales of new and used lorries by make:
December and January - December 2013**

Makes	Lorries			
	December		Jan. - Dec.	
	new	used	new	used
AUDI	-	1	-	1
B.M.C.	1	-	1	-
CADILLAC	-	-	-	2
CHEVROLET	-	1	1	3
CHONGQI	-	-	1	1
CHRYSLER	-	-	-	1
CITROEN	11	8	108	131
D.K.W.	-	-	-	1
DACIA	-	-	1	6
DAEWOO	-	-	-	4
DAF	6	5	31	130
DAIHATSU	-	1	-	18
DODGE	-	-	-	2
FIAT	32	41	576	799
FIAT-IVECO	-	1	-	50
FORD	40	43	326	924
G.M.C.	-	-	-	1
GENERAL MOTORS	-	-	-	2
GRECAV SPA	-	-	-	1
HONDA	-	-	-	1
HYUNDAI	-	1	-	21
I.F.A.	-	-	-	1
ISUZU	12	7	245	125
IVECO	2	-	2	-
IVECO MAGIRUS	-	-	12	18
IVECO SPA	5	3	72	50
KIA	-	1	-	8
MAHINDRA & MAHI	1	-	9	-
MAN	1	8	11	338
MAN TRUCK & BUS	1	-	45	2
MAZDA	1	15	6	285
MERCEDES	24	90	247	1.869
MITSUBISHI	10	22	145	672
NISSAN	24	45	295	977
OAF	-	-	-	1
OPEL	10	39	329	791
PEUGEOT	6	8	170	114
PFAU	-	-	-	3
PIAGGIO	-	-	25	14
RELIANT	-	-	-	1
RENAULT	-	21	17	370
ROVER	-	-	-	8
SCAM SRL	-	-	-	1
SCANIA	2	15	23	244
SEAT	2	-	6	20
SKODA	-	5	1	184
SOVAB	-	-	-	1
SSANGYONG	-	-	1	-
SUBARU	-	-	-	2
SUZUKI	-	-	-	12
TATA	-	-	-	1
TOYOTA	44	23	603	507
UAZ	-	-	4	-
VOLKS WAGEN	14	27	370	618
VOLVO	-	13	15	278
TOTAL	249	444	3.698	9.614

**Graph 6. Sales of new lorries:
December 2013**



**Graph 7. Sales of new lorries:
January - December 2013**



**Table 5. Sales of new and used buses by make:
December and January - December 2013**

Makes	Buses			
	December		Jan. - Dec.	
	new	used	new	used
BOVA	-	3	-	27
BUSSING	-	-	1	-
CAR-BUS.NET	-	-	1	-
DAF	-	-	-	2
DAIMLER	-	1	-	1
DENNIS	-	-	-	1
ERDUMAN	-	-	15	-
EVOBUS	-	4	1	29
FIAT	1	-	1	1
FIAT AUTO GROUP	-	-	16	-
FIAT-IVECO	-	1	-	5
FORD	-	-	-	7
G.AUWARTER	-	1	-	3
G.B.M. SPA	-	-	-	3
IRIZAR	-	-	-	1
ISUZU	-	-	1	-
IVECO SPA	-	-	4	1
IVECO η IRISBUS	-	-	1	-
KASSBOHRER	-	1	-	9
MAN	-	-	-	10
MERCEDES	3	7	48	94
NEOPLAN	-	-	-	10
OPEL	-	-	2	-
OTOKAR OTOBUS	1	-	1	-
RENAULT	-	-	1	2
SCANIA	-	2	-	12
SETRA	-	2	-	26
SIN MARCA	-	-	-	3
TEMSA	2	1	4	5
TRANSBUS DENNIS	-	-	-	1
VAN HOOL	-	-	-	4
VOLKS WAGEN	-	2	-	20
VOLVO	-	-	-	12
TOTAL	7	25	97	289

**Graph 8. Sales of new buses:
January - December 2013**

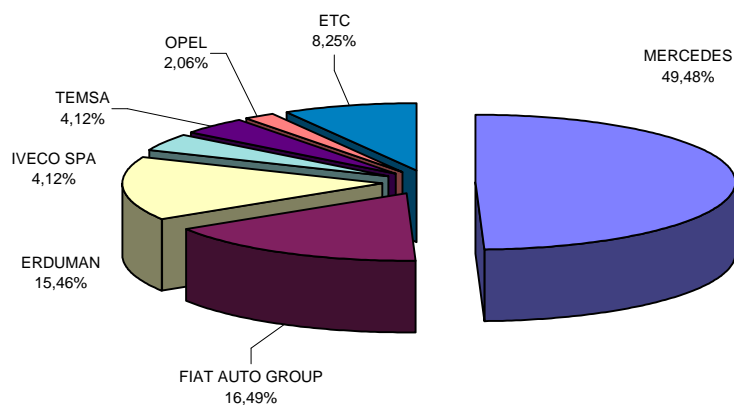
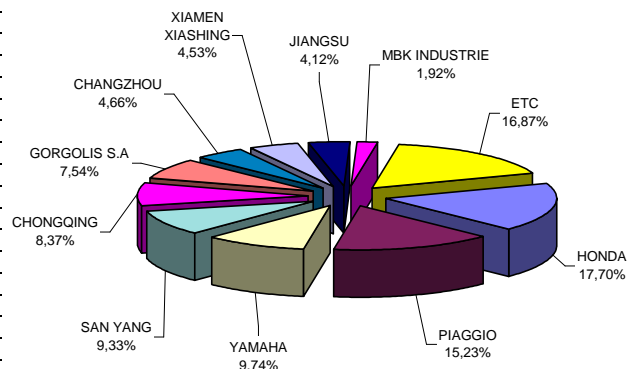


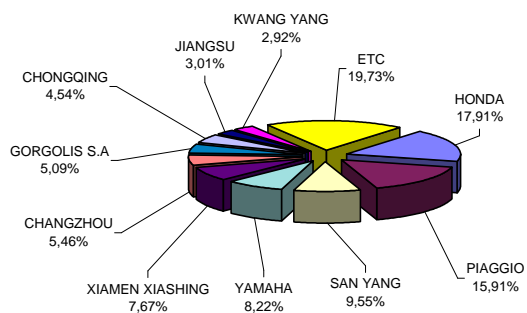
Table 6. Sales of new and used motorcycles by make or manufacturer:
December and January - December 2013

Makes	Motorcycles			
	December		Jan. - Dec.	
	new	used	new	used
AEON MOTOR	-	-	61	1
AMSTRONG	1	-	7	-
APRILIA	-	1	3	36
ARTIC CAT MASSSE	2	-	3	-
B.M.W.	3	2	355	25
BETA MOTOR SPA	-	-	15	-
BOMBARDIER INC.	-	-	12	6
BUYANG GROUP CO FA - G300	-	-	21	-
CHANGZHOU	34	-	1.611	14
CHINA JIALING	3	-	7	1
CHONGQING	61	-	1.338	14
CHUNFENG	-	-	3	-
CIXI KINGRING	-	-	7	1
DAELIM	5	-	76	3
DINLI METAL	-	-	19	-
DUCATI	9	-	109	3
EGIMOTORS	-	-	12	-
FEISHEN	-	-	3	-
G.H.E. MOTORHIS	-	-	24	-
GAS GAS	-	-	7	-
GENERIC MOTOR	-	-	10	-
GORGOLIS S.A	55	-	1.500	9
GUANGDONG TAYO	-	-	30	-
GUANGZHOU	-	-	36	1
HARLEY DAVIDSON	-	-	31	15
HERCHEE INDUSTR	-	-	12	-
HONDA	129	1	5.283	229
HUSQVARNA	1	-	33	-
HYOSUNG MOTORS	-	-	28	5
JIANGMEN	-	-	15	1
JIANGMEN DA CHA	1	-	66	-
JIANGMEN SINO-H	-	-	5	-
JIANGSU	30	-	889	1
JI-EE INDUSTRY	-	-	2	1
JINAN QINGQI	-	-	8	2
JONWAY	1	-	15	-
K.L. S.P.A	5	-	213	3
K.T.M	8	-	261	13
KAWASAKI	1	-	134	27
KEEWAY	1	-	4	3
KWANG YANG	12	2	860	118
LIFAN INDUSTRY	4	-	235	-
LML LIMITED (E STAR DELUXE,	-	-	71	-
LONCIN GROUP	1	-	10	-
LUOYANG NORTHEM	1	-	88	1
MALAGUTI SPA	-	-	5	11
MBK INDUSTRIE	14	1	515	28
MG MOTO	12	-	303	2
MODENA	12	-	407	3
MOTIVE POWER	-	-	8	-
MOTO GUZZI	-	-	9	-
MOTO SPA	1	-	8	5
MV AGUSTA	-	-	10	-
NACIONAL MOTOR	1	-	71	1
NEW FORCE MOTOR	1	-	12	-
NINGBO	-	-	3	-
NIPPONIA SA	1	-	13	-
ODES	-	-	23	-
PEUGEOT	7	-	476	6
PIAGGIO	111	10	4.694	281
QUADRO	-	-	29	-
R.G.P. SRL	-	-	3	-
RIEJU	-	-	3	-
ROYAL ENFIELD	-	-	3	-
S&T MOTORS CO L	-	-	3	1
SAN YANG	68	-	2.816	28
SHANGAI HONLIN	-	-	6	-
SHANGHAI SHENKE	-	-	3	-
SKY TEAM	-	-	42	-
STANDARD MOTOR	-	-	4	1
SUZUKI	4	-	316	102
TAIWAN GOLDEN B	-	-	92	1
TAIZHOU	2	-	68	1
TAOTAO GROUP CO	1	-	3	-
TRIUMPH	6	-	191	7
XIAMEN XIASHING	33	-	2.262	12
XINGYUE GROUP C	-	-	7	-
YAMAHA	71	2	2.425	187
YONGKANG JINLIN	-	-	3	-
ZENGCHENG HAILI	-	-	12	1
ZHEJIANG	11	-	512	8
ZHUZHOU JIANSHE	-	-	4	-
ZONGSHEN INDUST	5	1	584	4
ETC	-	2	18	21
TOTAL	729	22	29.498	1.244

Graph 9. Sales of new motorcycles:
December 2013



Graph 10. Sales of new motorcycles:
January - December 2013



EXPLANATORY NOTES

Survey on the issuing of new road motor vehicle circulation licenses

The survey on the issuing of new motor vehicle circulation licenses is a census survey. The released data give information, at country level, on the brand and type of the motor vehicle, as well as whether it is new or used. The primary data derive from the Ministry of Infrastructure, Transport and Networks and are based on the issuing of new circulation licences. The survey does not include vehicles that move on rails, trolley busses, agricultural tractors and machinery. In addition, the following are excluded: all motor vehicles of the Armed Forces, Police, Fire Brigade, State Services, Diplomatic Corps, Foreign Missions, and Invalids of Wars, as well as motorcycles with a cylinder capacity less than 50 cc.

Legal basis

Legislative Decree 3627/56, Law 2392/96, Law 3832/2010

Reference Period

December 2013

Coverage

The production of monthly data is based on the registers held by the Ministry of Infrastructure, Transport and Networks, which records all the monthly changes observed in the vehicle registration licences at country level.

Definitions

Road motor vehicle is any vehicle that, irrespective of the number of wheels, is moved by an engine and is designed to transport persons or cargo or both of them, either they are on the same single vehicle or on a trailer carried by the main motor vehicle. **New** road motor vehicle is any motor vehicle that is registered for the first time in Greece during the reference month and has not been put into circulation in any other country. **Used motor** vehicle is any motor vehicle that is registered for the first time in Greece and has been imported as a used one from abroad

Passenger motor vehicle: it is a motor vehicle designed to carry mostly people, having no more than 9 seats, including the driver's seat.

Bus: it is a motor vehicle, which is designed to carry mostly people, having more than 10 seats, including the driver's seat. (In the corresponding tables of this Press Release, this category also includes articulated buses.)

Lorry: it is motor vehicle designed to carry mostly cargo. (In the corresponding tables of this Press Release, this category also includes tractors, tow trucks, articulated tractors, and trucks with trailers).

Motorcycle: any two-wheeled motor vehicle, with or without sidecar, with maximum authorized design speed over 45 km/h, or in case it is powered by a combustion engine, with a cylinder capacity of 50 cc or over (In the corresponding tables of this Press Release, this category also includes the three-wheeled motor vehicles – motor tricycles).

Tricycle motor vehicle: it is a motor vehicle with three symmetrical wheels with maximum authorized design speed over 45 km/h, or in case it is powered by a combustion engine, with a cylinder capacity over the 50 cc. This category also includes four-wheel vehicles, except the light four-wheel motorcycles, whose empty vehicle tare (excluding the weight of the fuel or mixture of fuel-oil or the weight of the batteries for electric cars) is up to 400 kg in the case the vehicle is designed for passenger use or up to 550 kg in case the vehicle is designed to carry cargo and whose engine is up to 15KW.

Methodology

Census Survey

References

More information (graphs, tables) concerning the survey on the issuing of new motor vehicle circulation licences are available on the webpage of ELSTAT, www.statistics.gr, under the link "Statistical Themes > Transport > Vehicles > Vehicle > Vehicle Licensing – Vehicle Fleet"