

Piraeus, 6 - 12 - 2013

## ***PRESS RELEASE***

### **Issuing of Motor Vehicle Circulation Licences: November 2013**

The Hellenic Statistical Authority announces that in November 2013, 7.177 road motor cars (both new and used from abroad) were put into circulation for the first time, recording a 29,3% increase compared with the corresponding month of 2012 when the number of road motor cars was 5.551. In November 2012, a 43,9 decrease had been observed in comparison with the corresponding month of 2011 (Table1, Chart1).

The new motorcycles (over 50cc) that were put into circulation for the first time in November 2013 amounted to 1.603, against 1.655 in 2012, thus recording a 3,1% decrease. In November 2012, a 20,8% decrease had been observed in comparison with the corresponding month of 2011 (Table 1, Chart1).

During the period January - November 2013, 73.393 road motor cars (both new and used from abroad) were put into circulation for the first time, representing a 0,8% increase compared to the corresponding period of 2012 when the number of road motor cars was 72.816. During the period January - November 2012 a decrease of 39,0% had been observed in comparison with the corresponding period of 2011 (Table2, Charts 2,3).

During the period January - November 2013 the circulation of new motorcycles (over 50cc) amounted to 29.991, against 32.888 in 2012, thus representing a 8,8% decrease. A decrease of 29,4% had been observed during the period January - November 2012 in comparison with the corresponding period of 2011 (Table 2, Charts2,3).

#### Information:

Division of Statistics on Trade and Services  
Section of Transport, Communications and Mass Media

Konstantinos Menexes

Telephone : (0030) 213 1352500

FAX : (0030) 213 1352496

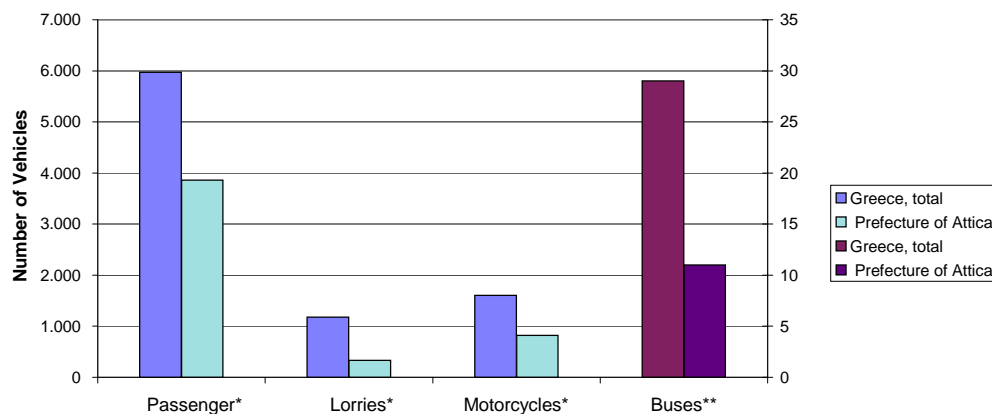
e-mail : menexesk@statistics.gr

**Table 1. Road motor vehicles, both new and used, put into circulation for the first time in Greece:  
November 2011 - 2013**

Category of Road Motor Vehicles	November						Change (%)			
	2013		2012		2011		2013/2012		2012/2011	
	Total	Used	Total	Used	Total	Used	Total	Used	Total	Used
<b>Greece, total</b>										
Road Motor Vehicles,total	8.780	1.428	7.206	1.103	11.978	1.584	21,8	29,5	-39,8	-30,4
1. Road motor cars	7.177	1.353	5.551	1.040	9.888	1.542	29,3	30,1	-43,9	-32,6
Passenger Cars	5.971	506	4.489	327	8.557	678	33,0	54,7	-47,5	-51,8
Buses	29	20	14	14	26	26	107,1	42,9	-46,2	-46,2
Lorries	1.177	827	1.048	699	1.305	838	12,3	18,3	-19,7	-16,6
2. Motorcycles > 50 cc	1.603	75	1.655	63	2.090	42	-3,1	19,0	-20,8	50,0
<b>Prefecture of Attica</b>										
Road Motor Vehicles,total	5.028	348	4.335	267	6.116	342	16,0	30,3	-29,1	-21,9
1. Road motor cars	4.204	331	3.376	254	4.939	333	24,5	30,3	-31,6	-23,7
Passenger Cars	3.862	182	3.067	127	4.666	200	25,9	43,3	-34,3	-36,5
Buses	11	7	4	4	8	8	175,0	75,0	-50,0	-50,0
Lorries	331	142	305	123	265	125	8,5	15,4	15,1	-1,6
2. Motorcycles > 50 cc	824	17	959	13	1.177	9	-14,1	30,8	-18,5	44,4

Category of Road Motor Vehicles	Average Dec. 2012 - Nov 2013		Average Dec. 2011 - Nov 2012		Change (%)	
					Average Dec. 2012 - Nov 2013 / Average Dec. 2011 - Nov 2012	
	Total	Used	Total	Used	Total	Used
<b>Greece, total</b>						
Road Motor Vehicles,total	9.087	1.455	9.480	1.376	-4,1	5,7
1. Road motor cars	6.521	1.350	6.643	1.294	-1,8	4,3
Passenger Cars	5.359	521	5.529	513	-3,1	1,6
Buses	31	23	39	29	-20,5	-20,7
Lorries	1.131	806	1.075	752	5,2	7,2
2. Motorcycles > 50 cc	2.566	105	2.837	82	-9,6	28,0

**Graph 1. New registrations of motor vehicles: November 2013**



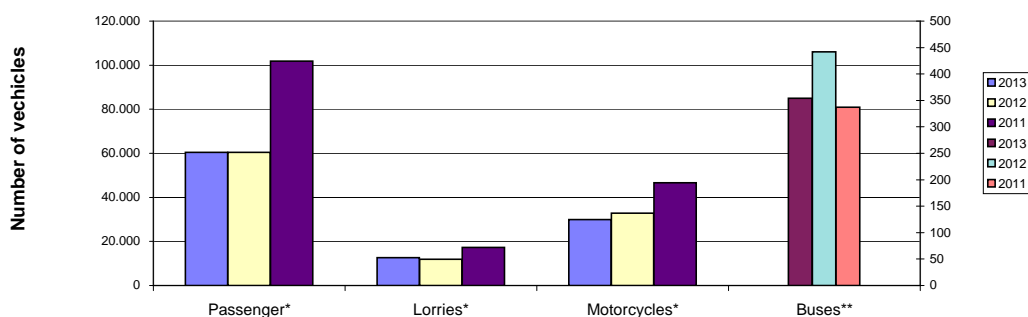
\* For Passenger motor vehicles, Lorries and Motorcycles see the left axis scale

\*\* For Buses see the right axis scale

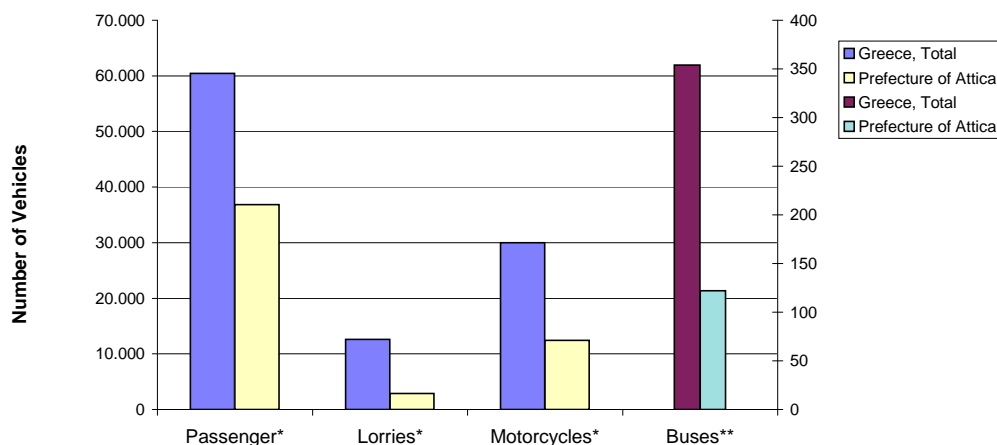
**Table 2. Road motor vehicles, both new and used, put into circulation for the first time in Greece:  
Jan. - Nov. 2011 - 2013**

Category of Road Motor Vehicles	January - November						Change (%)			
	2013		2012		2011		2013/2012		2012/2011	
	Total	Used	Total	Used	Total	Used	Total	Used	Total	Used
<b>Greece, total</b>										
<b>Road Motor Vehicles,total</b>	<b>103.384</b>	<b>16.665</b>	<b>105.704</b>	<b>15.569</b>	<b>166.061</b>	<b>22.131</b>	<b>-2,2</b>	<b>7,0</b>	<b>-36,3</b>	<b>-29,7</b>
<b>1. Road motor cars</b>	<b>73.393</b>	<b>15.443</b>	<b>72.816</b>	<b>14.610</b>	<b>119.466</b>	<b>20.955</b>	<b>0,8</b>	<b>5,7</b>	<b>-39,0</b>	<b>-30,3</b>
Passenger Cars	60.420	6.009	60.413	5.755	101.802	9.799	0,0	4,4	-40,7	-41,3
Buses	354	264	442	334	337	269	-19,9	-21,0	31,2	24,2
Lorries	12.619	9.170	11.961	8.521	17.327	10.887	5,5	7,6	-31,0	-21,7
<b>2. Motorcycles &gt; 50 cc</b>	<b>29.991</b>	<b>1.222</b>	<b>32.888</b>	<b>959</b>	<b>46.595</b>	<b>1.176</b>	<b>-8,8</b>	<b>27,4</b>	<b>-29,4</b>	<b>-18,5</b>
<b>Prefecture of Attica</b>										
<b>Road Motor Vehicles,total</b>	<b>52.281</b>	<b>3.513</b>	<b>52.075</b>	<b>2.979</b>	<b>78.201</b>	<b>4.524</b>	<b>0,4</b>	<b>17,9</b>	<b>-33,4</b>	<b>-34,2</b>
<b>1. Road motor cars</b>	<b>39.849</b>	<b>3.298</b>	<b>37.860</b>	<b>2.817</b>	<b>57.794</b>	<b>4.218</b>	<b>5,3</b>	<b>17,1</b>	<b>-34,5</b>	<b>-33,2</b>
Passenger Cars	36.852	1.884	35.431	1.624	54.620	2.716	4,0	16,0	-35,1	-40,2
Buses	122	83	137	96	95	69	-10,9	-13,5	44,2	39,1
Lorries	2.875	1.331	2.292	1.097	3.079	1.433	25,4	21,3	-25,6	-23,4
<b>2. Motorcycles &gt; 50 cc</b>	<b>12.432</b>	<b>215</b>	<b>14.215</b>	<b>162</b>	<b>20.407</b>	<b>306</b>	<b>-12,5</b>	<b>32,7</b>	<b>-30,3</b>	<b>-47,1</b>

**Graph 2. New motor vehicle circulation licences: comparative data  
January - November 2011, 2012, 2013**



**Graph 3. New registrations of motor vehicles: January - November 2013**

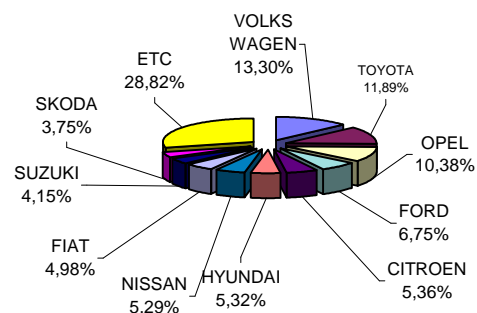


\* For Passenger motor vehicles, Lorries and Motorcycles  
see the left axis scale  
\*\* For the Buses see the right axis scale

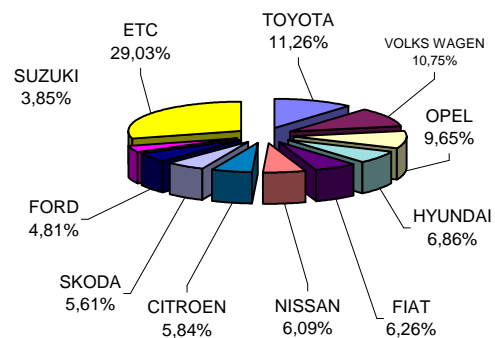
**Table 3. Sales of new and used passenger cars by make:  
November and January - November 2013**

Makes	Passenger cars			
	November		Jan. - Nov.	
	new	used	new	used
ALFA ROMEO	86	1	668	10
AUDI	185	4	1.706	148
B.M.W.	174	4	1.471	143
BENTLEY	-	-	1	-
C.I/ROLLERTEAM	-	-	1	-
CHEVROLET	2	-	18	11
CHRYSLER	-	3	-	14
CITROEN	293	16	3.179	231
DACIA	30	-	260	3
DAEWOO	-	-	-	6
DAIHATSU	-	-	105	11
DODGE	1	-	21	1
FIAT	272	49	3.408	455
FORD	369	34	2.616	360
GM KOREA (CHEVROLET)	52	-	645	-
HOBBY	-	-	1	-
HONDA	46	2	591	48
HONGXING	-	-	1	-
HYUNDAI	291	2	3.730	44
ISUZU	-	-	-	1
IVECO SPA	-	-	1	1
JAGUAR	-	-	-	5
KEWET	-	-	-	1
KIA	73	2	962	52
LADA	-	-	-	1
LANCIA	60	1	780	23
LAND ROVER	-	-	21	7
LOTUS	2	-	2	-
MAZDA	2	1	58	29
MERCEDES	150	29	1.492	379
MINI	99	2	577	29
MITSUBISHI	18	1	333	36
MOBITECNO	-	-	1	-
NISSAN	289	4	3.314	70
OPEL	567	108	5.248	1.113
PANTHER	-	-	-	1
PEUGEOT	79	18	1.359	137
PORSCHE	1	-	8	12
RENAULT	192	11	1.087	140
SAAB	-	-	5	7
SEA/MOBILVETT	-	1	-	3
SEAT	141	1	1.910	26
SKODA	205	12	3.050	73
SMART	29	106	379	1.225
SSANGYONG	-	-	-	1
SUBARU	2	-	22	4
SUZUKI	227	20	2.097	197
TOYOTA	650	53	6.124	615
TRABANT	-	-	-	1
VOLKS WAGEN	727	15	5.849	304
VOLVO	151	5	1.310	29
WESTFIELD SPORT	-	-	-	1
WILLYS	-	1	-	1
<b>TOTAL</b>	<b>5.465</b>	<b>506</b>	<b>54.411</b>	<b>6.009</b>

**Graph 4. Sales of new passenger cars:  
November 2013**



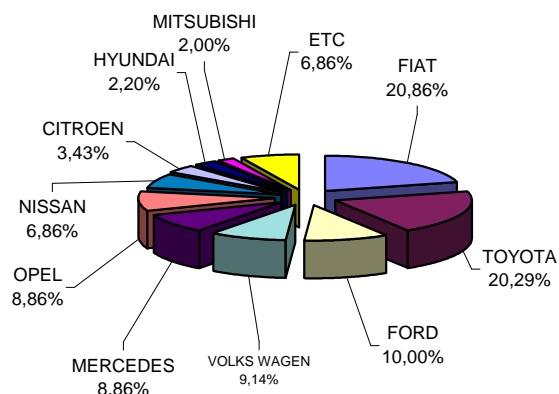
**Graph 5. Sales of new passenger cars:  
January - November 2013**



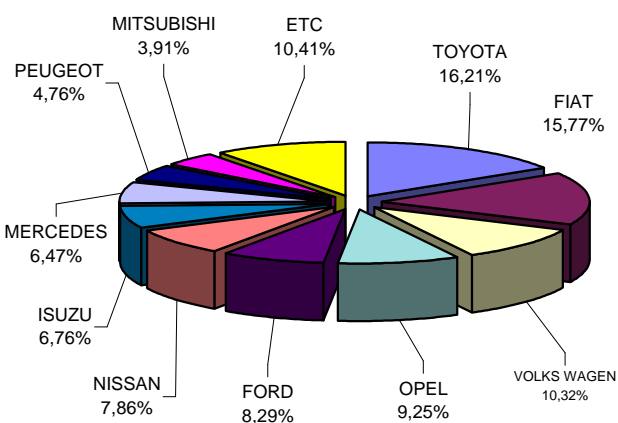
**Table 4. Sales of new and used lorries by make:  
November and January - November 2013**

Makes	Lorries			
	November		Jan. - Nov.	
	new	used	new	used
CADILLAC	-	-	-	2
CHEVROLET	-	-	1	2
CHONGQI	-	-	1	1
CHRYSLER	-	-	-	1
CITROEN	12	15	97	123
D.K.W.	-	-	-	1
DACIA	-	1	1	6
DAEWOO	-	1	-	4
DAF	6	13	25	125
DAIHATSU	-	-	-	17
DODGE	-	-	-	2
FIAT	73	68	544	758
FIAT-IVECO	-	-	-	49
FORD	35	96	286	881
G.M.C.	-	-	-	1
GENERAL MOTORS	-	1	-	2
GRECAV SPA	-	-	-	1
HONDA	-	-	-	1
HYUNDAI	-	4	-	20
I.F.A.	-	-	-	1
ISUZU	10	10	233	118
IVECO MAGIRUS	2	1	12	18
IVECO SPA	3	4	67	47
KIA	-	2	-	7
MAHINDRA & MAHI	1	-	8	-
MAN	1	26	10	330
MAN TRUCK & BUS	-	-	44	2
MAZDA	-	28	5	270
MERCEDES	31	108	223	1.779
MITSUBISHI	7	53	135	650
NISSAN	24	89	271	932
OAF	-	-	-	1
OPEL	31	80	319	752
PEUGEOT	7	15	164	106
PFAU	-	1	-	3
PIAGGIO	1	-	25	14
RELIANT	-	-	-	1
RENAULT	1	41	17	349
ROVER	-	1	-	8
SCAM SRL	-	-	-	1
SCANIA	1	21	21	229
SEAT	-	-	4	20
SKODA	-	15	1	179
SOVAB	-	-	-	1
SSANGYONG	-	-	1	-
SUBARU	-	-	-	2
SUZUKI	-	2	-	12
TATA	-	-	-	1
TOYOTA	71	40	559	484
UAZ	-	-	4	-
VOLKS WAGEN	32	49	356	591
VOLVO	1	42	15	265
<b>TOTAL</b>	<b>350</b>	<b>827</b>	<b>3.449</b>	<b>9.170</b>

**Graph 6. Sales of new lorries:  
November 2013**



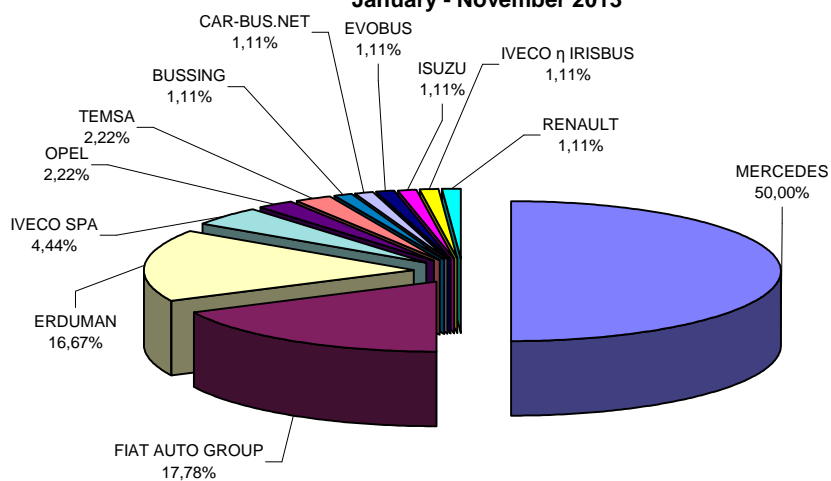
**Graph 7. Sales of new lorries:  
January - November 2013**



**Table 5. Sales of new and used buses by make:  
November and January - November 2013**

Makes	Buses			
	November		Jan. - Nov.	
	new	used	new	used
BOVA	-	4	-	24
BUSSING	-	-	1	-
CAR-BUS.NET	-	-	1	-
DAF	-	-	-	2
DENNIS	-	-	-	1
ERDUMAN	1	-	15	-
EOBUS	-	-	1	25
FIAT	-	-	-	1
FIAT AUTO GROUP	2	-	16	-
FIAT-IVECO	-	-	-	4
FORD	-	-	-	7
G.AUWARTER	-	-	-	2
G.B.M. SPA	-	-	-	3
IRIZAR	-	-	-	1
ISUZU	-	-	1	-
IVECO SPA	-	-	4	1
IVECO η IRISBUS	1	-	1	-
KASSBOHRER	-	-	-	8
MAN	-	1	-	10
MERCEDES	5	5	45	87
NEOPLAN	-	1	-	10
OPEL	-	-	2	-
RENAULT	-	1	1	2
SCANIA	-	1	-	10
SETRA	-	2	-	24
SIN MARCA	-	2	-	3
TEMSA	-	1	2	4
TRANSBUS DENNIS	-	-	-	1
VAN HOOL	-	-	-	4
VOLKS WAGEN	-	2	-	18
VOLVO	-	-	-	12
<b>TOTAL</b>	<b>9</b>	<b>20</b>	<b>90</b>	<b>264</b>

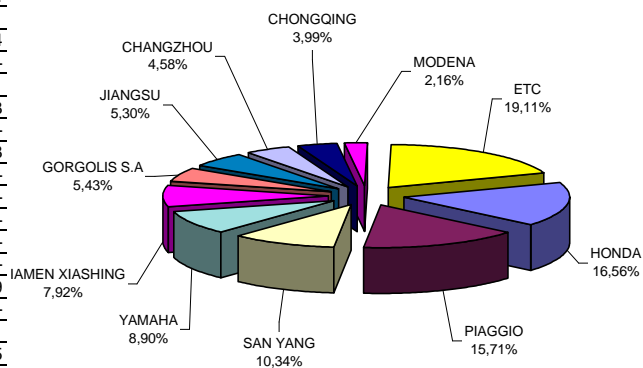
**Graph 8. Sales of new buses:  
January - November 2013**



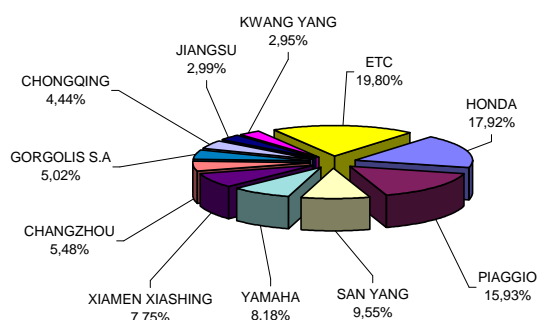
**Table 6. Sales of new and used motorcycles by make or manufacturer:  
November and January - November 2013**

Makes	Motorcycles			
	November		Jan. - Nov.	
	new	used	new	used
AEON MOTOR	-	-	61	1
AMSTRONG	-	-	6	-
APRILIA	-	3	3	35
ARTIC CAT MASSSE	1	-	1	-
B.M.W.	29	3	352	23
BETA MOTOR SPA	1	-	15	-
BOMBARDIER INC.	1	-	12	6
BUYANG GROUP CO FA - G300	1	-	21	-
CHANGZHOU	70	1	1,577	14
CHINA JIALING	2	-	4	1
CHONGQING	61	1	1,277	14
CHUNFENG	-	-	3	-
CIXI KINGRING	1	-	7	1
DAELIM	4	-	71	3
DINLI METAL	1	-	19	-
DUCATI	8	-	100	3
EGIMOTORS	1	-	12	-
FEISHEN	1	-	3	-
G.H.E. MOTORHIS	-	-	24	-
GAS GAS	1	-	7	-
GENERIC MOTOR	1	-	10	-
GORGOLIS S.A	83	1	1,445	9
GUANGDONG TAYO	-	-	30	-
GUANGZHOU	1	1	36	1
HARLEY DAVIDSON	7	-	31	15
HERCHEE INDUSTR	-	-	12	-
HONDA	253	16	5,154	228
HUSQVARNA	2	-	32	-
HYOSUNG MOTORS	-	-	28	5
JIANGMEN	-	-	15	1
JIANGMEN DA CHA	3	-	65	-
JIANGMEN SINO-H	1	-	5	-
JIANGSU	81	-	859	1
JINAN QINGQI	-	-	8	2
JONWAY	-	-	14	-
K.L. S.P.A	11	-	208	3
K.T.M	8	-	253	13
KAWASAKI	9	1	133	27
KEEWAY	-	-	3	3
KWANG YANG	27	6	848	116
LIFAN INDUSTRY	8	-	231	-
LML LIMITED (E STAR DELUXE, V	3	-	71	-
LONCIN GROUP	-	-	9	-
LUOYANG NORTHEM	3	-	87	1
MALAGUTI SPA	-	2	5	11
MBK INDUSTRIE	24	-	501	27
MG MOTO	16	-	291	2
MODENA	33	-	395	3
MOTIVE POWER	-	-	8	-
MOTO GUZZI	-	-	9	-
MOTO SPA	1	-	7	5
MV AGUSTA	5	-	10	-
NACIONAL MOTOR	3	-	70	1
NEW FORCE MOTOR	-	-	11	-
NINGBO	-	-	3	-
NIPPONIA SA	2	-	12	-
ODES	-	-	23	-
PAOLETTI RACING	1	-	1	-
PEUGEOT	27	1	469	6
PIAGGIO	240	20	4,583	271
QUADRO	1	-	29	-
R.G.P. SRL	-	-	3	-
RIEJU	-	-	3	-
ROYAL ENFIELD	-	-	3	-
S&T MOTORS CO L	-	-	3	1
SAN YANG	158	2	2,748	28
SHANGAI HONLIN	-	-	6	-
SHANGHAI SHENKE	-	-	3	-
SKY TEAM	3	-	42	-
STANDARD MOTOR	1	-	4	1
SUZUKI	15	4	312	102
TAIWAN GOLDEN B	1	-	92	1
TAIZHOU	3	-	66	1
TRIUMPH	8	-	185	7
XIAMEN XIASHING	121	-	2,229	12
XINGYUE GROUP C	-	-	7	-
YAMAHA	136	13	2,354	185
YONGKANG JINLIN	-	-	3	-
ZENGCHENG HAILI	-	-	12	1
ZHEJIANG	22	-	501	8
ZHUZHOU JIANSHE	-	-	4	-
ZONGSHEN INDUST	23	-	579	3
ETC	-	-	21	20
<b>TOTAL</b>	<b>1,528</b>	<b>75</b>	<b>28,769</b>	<b>1,222</b>

**Graph 9. Sales of new motorcycles:  
November 2013**



**Graph 10. Sales of new motorcycles:  
January - November 2013**



## EXPLANATORY NOTES

### Survey on the issuing of new road motor vehicle circulation licenses

The survey on the issuing of new motor vehicle circulation licenses is a census survey. The released data give information, at country level, on the brand and type of the motor vehicle, as well as whether it is new or used. The primary data derive from the Ministry of Infrastructure, Transport and Networks and are based on the issuing of new circulation licences. The survey does not include vehicles that move on rails, trolley busses, agricultural tractors and machinery. In addition, the following are excluded: all motor vehicles of the Armed Forces, Police, Fire Brigade, State Services, Diplomatic Corps, Foreign Missions, and Invalids of Wars, as well as motorcycles with a cylinder capacity less than 50 cc.

#### Legal basis

Legislative Decree 3627/56, Law 2392/96, Law 3832/2010

#### Reference Period

November 2013

#### Coverage

The production of monthly data is based on the registers held by the Ministry of Infrastructure, Transport and Networks, which records all the monthly changes observed in the vehicle registration licences at country level.

#### Definitions

**Road motor vehicle** is any vehicle that, irrespective of the number of wheels, is moved by an engine and is designed to transport persons or cargo or both of them, either they are on the same single vehicle or on a trailer carried by the main motor vehicle. **New** road motor vehicle is any motor vehicle that is registered for the first time in Greece during the reference month and has not been put into circulation in any other country. **Used motor** vehicle is any motor vehicle that is registered for the first time in Greece and has been imported as a used one from abroad

**Passenger motor vehicle:** it is a motor vehicle designed to carry mostly people, having no more than 9 seats, including the driver's seat.

**Bus:** it is a motor vehicle, which is designed to carry mostly people, having more than 10 seats, including the driver's seat. (In the corresponding tables of this Press Release, this category also includes articulated buses.)

**Lorry:** it is motor vehicle designed to carry mostly cargo. (In the corresponding tables of this Press Release, this category also includes tractors, tow trucks, articulated tractors, and trucks with trailers).

**Motorcycle:** any two-wheeled motor vehicle, with or without sidecar, with maximum authorized design speed over 45 km/h, or in case it is powered by a combustion engine, with a cylinder capacity of 50 cc or over (In the corresponding tables of this Press Release, this category also includes the three-wheeled motor vehicles – motor tricycles).

**Tricycle motor vehicle:** it is a motor vehicle with three symmetrical wheels with maximum authorized design speed over 45 km/h, or in case it is powered by a combustion engine, with a cylinder capacity over the 50 cc. This category also includes four-wheel vehicles, except the light four-wheel motorcycles, whose empty vehicle tare (excluding the weight of the fuel or mixture of fuel-oil or the weight of the batteries for electric cars) is up to 400 kg in the case the vehicle is designed for passenger use or up to 550 kg in case the vehicle is designed to carry cargo and whose engine is up to 15KW.

#### Methodology

Census Survey

#### References

More information (graphs, tables) concerning the survey on the issuing of new motor vehicle circulation licences are available on the webpage of ELSTAT, [www.statistics.gr](http://www.statistics.gr), under the link "Statistical Themes > Transport > Vehicles > Vehicle > Vehicle Licensing – Vehicle Fleet