

Piraeus, 7 - 6 - 2013

PRESS RELEASE

Issuing of Motor Vehicle Circulation Licences: May 2013

The Hellenic Statistical Authority announces that in May 2013, 6.837 road motor cars (both new and used from abroad) were put into circulation for the first time, recording a 0,2% increase compared with the corresponding month of 2012. In May 2012, a decrease of 46,9% had been observed in comparison with the corresponding month of 2011.

The new motorcycles (over 50cc) that were put into circulation for the first time in May 2013 amounted to 3.689, against 4.318 in 2012, thus recording a 14,6% decrease. In May 2012, a decrease of 24,2% had been observed in comparison with the corresponding month of 2011.

During the period January - May 2013, 33.522 road motor cars (both new and used from abroad) were put into circulation for the first time, representing a 7,1% decrease compared to the corresponding period of 2012. During the period January - May 2012 a decrease of 39,5% had been observed in comparison with the corresponding period of 2011.

During the period January - May 2013 the circulation of new motorcycles (over 50cc) amounted to 12.388, against 13.269 in 2012, thus representing a 6,6% decrease. A decrease of 31,7% had been observed during the period January - May 2012 in comparison with the corresponding period of 2011.

Information:

Division of Statistics on Trade and Services
Section of Transport, Communications and Mass Media

Konstantinos Menexes

Telephone : (0030) 213 1352500

FAX : (0030) 213 1352496

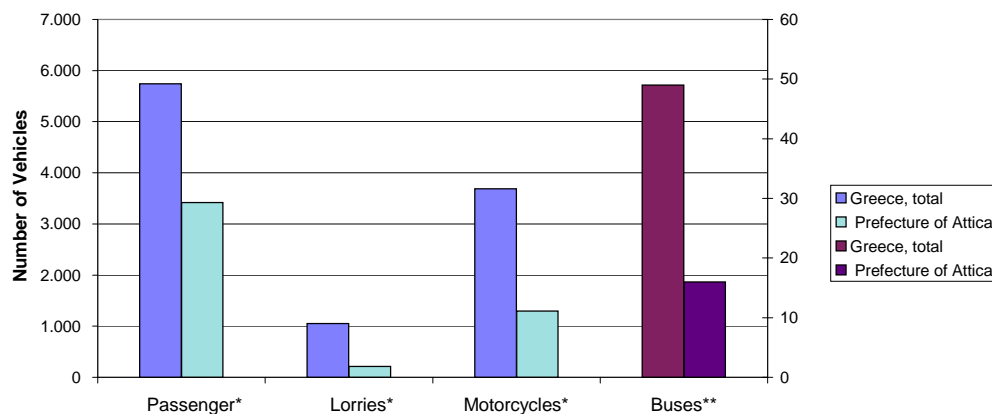
e-mail : menexesk@statistics.gr

**Table 1. Road motor vehicles, both new and used, put into circulation for the first time in Greece:
May 2011 - 2013**

Category of Road Motor Vehicles	May						Change (%)			
	2013		2012		2011		2013/2012		2012/2011	
	Total	Used	Total	Used	Total	Used	Total	Used	Total	Used
Greece, total										
Road Motor Vehicles,total	10.526	1.415	11.144	1.425	18.564	2.226	-5,5	-0,7	-40,0	-36,0
1. Road motor cars	6.837	1.278	6.826	1.288	12.864	2.100	0,2	-0,8	-46,9	-38,7
Passenger Cars	5.739	493	5.722	451	11.066	996	0,3	9,3	-48,3	-54,7
Buses	49	41	67	47	38	33	-26,9	-12,8	76,3	42,4
Lorries	1.049	744	1.037	790	1.760	1.071	1,2	-5,8	-41,1	-26,2
2. Motorcycles > 50 cc	3.689	137	4.318	137	5.700	126	-14,6	0,0	-24,2	8,7
Prefecture of Attica										
Road Motor Vehicles,total	4.944	269	5.472	279	8.376	426	-9,6	-3,6	-34,7	-34,5
1. Road motor cars	3.646	249	3.675	255	6.132	395	-0,8	-2,4	-40,1	-35,4
Passenger Cars	3.416	166	3.460	123	5.777	266	-1,3	35,0	-40,1	-53,8
Buses	16	13	28	17	8	6	-42,9	-23,5	250,0	183,3
Lorries	214	70	187	115	347	123	14,4	-39,1	-46,1	-6,5
2. Motorcycles > 50 cc	1.298	20	1.797	24	2.244	31	-27,8	-16,7	-19,9	-22,6

Category of Road Motor Vehicles	Average Jun. 2012 - May 2013		Average Jun. 2011 - May 2012		Change (%)	
					Average Jun. 2012 - May 2013 / Average Jun. 2011 - May 2012	
	Total	Used	Total	Used	Total	Used
Greece, total						
Road Motor Vehicles,total	8.994	1.344	12.037	1.640	-25,3	-18,0
1. Road motor cars	6.260	1.252	8.570	1.549	-27,0	-19,2
Passenger Cars	5.136	451	7.281	705	-29,5	-36,0
Buses	30	25	37	28	-18,9	-10,7
Lorries	1.094	776	1.252	816	-12,6	-4,9
2. Motorcycles > 50 cc	2.734	92	3.467	91	-21,1	1,1

Graph 1. New registrations of motor vehicles: May 2013



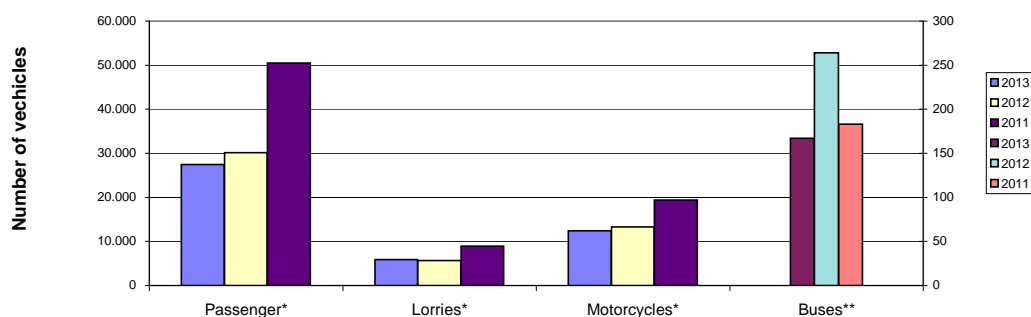
* For Passenger motor vehicles, Lorries and Motorcycles see the left axis scale

** For Buses see the right axis scale

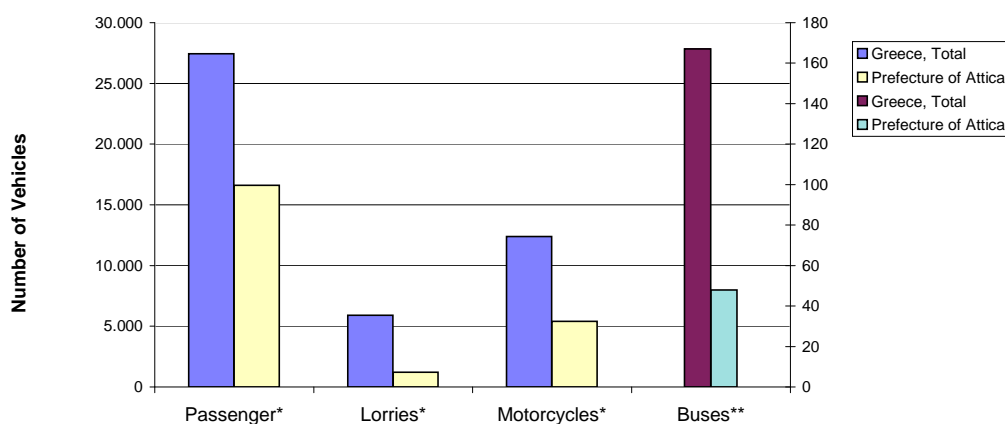
**Table 2. Road motor vehicles, both new and used, put into circulation for the first time in Greece:
Jan. - May 2011 - 2013**

Category of Road Motor Vehicles	January - May						Change (%)			
	2013		2012		2011		2013/2012		2012/2011	
	Total	Used	Total	Used	Total	Used	Total	Used	Total	Used
Greece, total										
Road Motor Vehicles, total	45.910	7.785	49.339	8.036	79.024	11.438	-6,9	-3,1	-37,6	-29,7
1. Road motor cars	33.522	7.231	36.070	7.595	59.604	10.889	-7,1	-4,8	-39,5	-30,3
Passenger Cars	27.453	2.723	30.117	3.319	50.483	5.057	-8,8	-18,0	-40,3	-34,4
Buses	167	144	264	192	183	142	-36,7	-25,0	44,3	35,2
Lorries	5.902	4.364	5.689	4.084	8.938	5.690	3,7	6,9	-36,4	-28,2
2. Motorcycles > 50 cc	12.388	554	13.269	441	19.420	549	-6,6	25,6	-31,7	-19,7
Prefecture of Attica										
Road Motor Vehicles, total	23.259	1.511	24.036	1.526	37.935	2.383	-3,2	-1,0	-36,6	-36,0
1. Road motor cars	17.859	1.413	18.027	1.433	28.901	2.208	-0,9	-1,4	-37,6	-35,1
Passenger Cars	16.608	810	16.967	877	27.341	1.448	-2,1	-7,6	-37,9	-39,4
Buses	48	38	86	57	48	33	-44,2	-33,3	79,2	72,7
Lorries	1.203	565	974	499	1.512	727	23,5	13,2	-35,6	-31,4
2. Motorcycles > 50 cc	5.400	98	6.009	93	9.034	175	-10,1	5,4	-33,5	-46,9

**Graph 2. New motor vehicle circulation licences: comparative data
January - May 2011, 2012, 2013**



Graph 3. New registrations of motor vehicles: January - May 2013



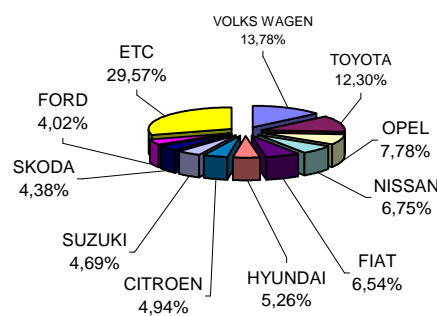
* For Passenger motor vehicles, Lorries and Motorcycles

** see the left axis scale
For the Buses see the right axis scale

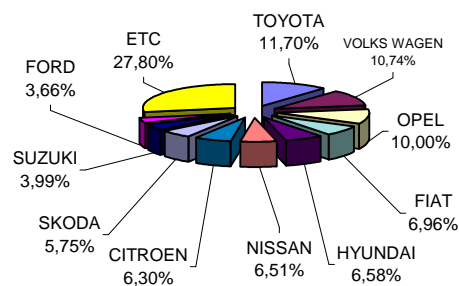
**Table 3. Sales of new and used passenger cars by make:
May and January - May 2013**

Makes	Passenger cars			
	May		Jan. - May	
	new	used	new	used
ALFA ROMEO	66	-	301	5
AUDI	173	19	743	80
B.M.W.	151	11	593	77
BENTLEY	-	-	1	-
CHEVROLET	-	-	13	6
CHRYSLER	-	2	-	7
CITROEN	259	14	1.557	95
DACIA	13	1	86	1
DAEWOO	-	2	-	4
DAIHATSU	4	1	56	6
DODGE	3	-	12	-
FIAT	343	43	1.721	202
FORD	211	24	905	154
GM KOREA (CHEVROLET)	84	-	261	-
HOBBY	-	-	1	-
HONDA	50	1	288	25
HONGXING	1	-	1	-
HYUNDAI	276	4	1.628	22
ISUZU	-	1	-	1
IVECO SPA	-	-	1	-
JAGUAR	-	-	-	5
JAGUAR LAND ROVER LIMITED	5	-	8	-
KEWET	-	-	-	1
KIA	75	4	456	20
LADA	-	-	-	1
LANCIA	90	3	372	9
LAND ROVER	-	-	8	3
MAZDA	-	4	8	12
MERCEDES	156	36	622	174
MINI	53	4	236	15
MITSUBISHI	33	7	176	21
NISSAN	354	7	1.611	33
OPEL	408	84	2.474	495
PEUGEOT	202	11	824	55
PORSCHE	1	2	5	7
RENAULT	70	16	420	69
SAAB	-	-	2	3
SEAT	191	2	689	11
SKODA	230	5	1.423	36
SMART	29	106	160	563
SSANGYONG	-	-	-	1
SUBARU	-	1	2	4
SUZUKI	246	13	986	83
TOYOTA	645	44	2.894	277
VOLKS WAGEN	723	18	2.655	126
VOLVO	101	3	531	14
TOTAL	5.246	493	24.730	2.723

**Graph 4. Sales of new passenger cars:
May 2013**



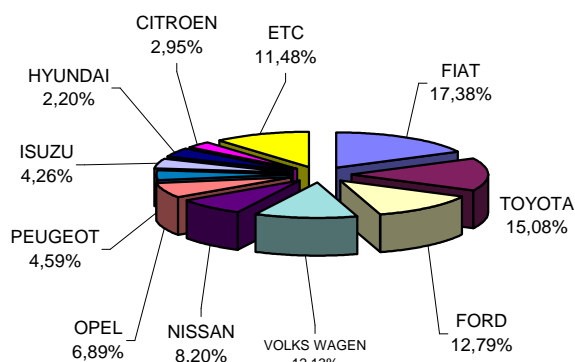
**Graph 5. Sales of new passenger cars:
January - May 2013**



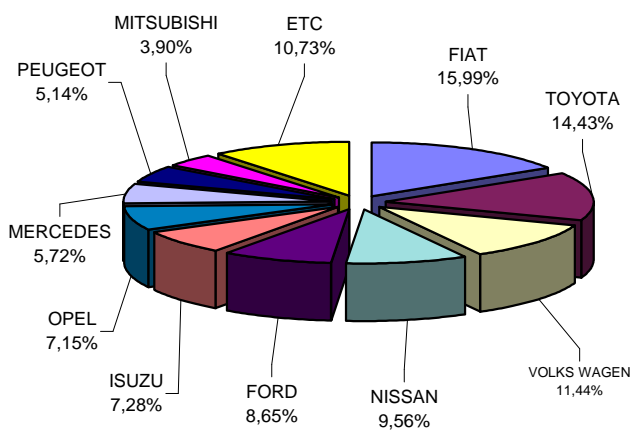
**Table 4. Sales of new and used lorries by make:
May and January - May 2013**

Makes	Lorries			
	May		Jan. - May	
	new	used	new	used
CADILLAC	-	-	-	1
CHEVROLET	-	-	1	-
CHONGQI	-	-	1	1
CHRYSLER	-	-	-	1
CITROEN	9	9	47	49
D.K.W.	-	-	-	1
DACIA	-	-	1	3
DAEWOO	-	1	-	3
DAF	-	8	9	66
DAIHATSU	-	2	-	8
FIAT	53	65	246	347
FIAT-IVECO	-	5	-	27
FORD	39	63	133	409
G.M.C.	-	-	-	1
GENERAL MOTORS	-	-	-	1
HONDA	-	-	-	1
HYUNDAI	-	1	-	7
ISUZU	13	14	112	59
IVECO MAGIRUS	2	-	7	4
IVECO SPA	2	4	22	25
KIA	-	-	-	2
MAHINDRA & MAHI	-	-	4	-
MAN	1	29	6	161
MAN TRUCK & BUS	3	-	10	1
MAZDA	1	18	4	123
MERCEDES	13	174	88	863
MITSUBISHI	9	53	60	325
NISSAN	25	71	147	449
OAF	-	-	-	1
OPEL	21	62	110	376
PEUGEOT	14	8	79	41
PFAU	-	1	-	2
PIAGGIO	4	1	16	6
RELIANT	-	1	-	1
RENAULT	4	25	12	145
SCANIA	5	22	11	102
SEAT	3	4	3	11
SKODA	-	10	1	92
SOVAB	-	-	-	1
SSANGYONG	-	-	1	-
SUBARU	-	1	-	1
SUZUKI	-	1	-	5
TOYOTA	46	31	222	246
VOLKS WAGEN	37	40	176	284
VOLVO	1	20	9	112
TOTAL	305	744	1.538	4.364

**Graph 6. Sales of new lorries:
May 2013**




**Graph 7. Sales of new lorries:
January - May 2013**



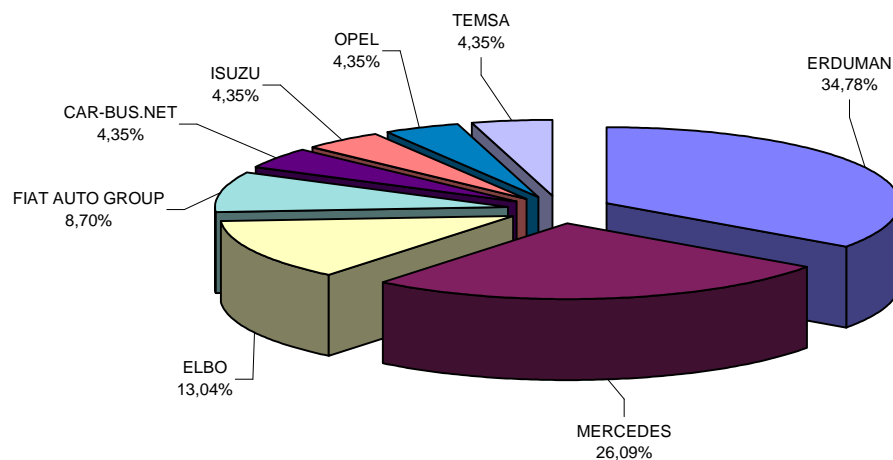
**Table 5. Sales of new and used buses by make:
May and January - May 2013**

Makes	Buses			
	May		Jan. - May	
	new	used	new	used
BOVA	-	3	-	9
CAR-BUS.NET	1	-	1	-
DAF	-	1	-	1
ERDUMAN	2	-	8	-
EVOBUS	-	1	-	17
FIAT	-	-	-	1
FIAT AUTO GROUP	1	-	2	-
FIAT-IVECO	-	1	-	1
FORD	-	-	-	3
G.AUWARTER	-	-	-	1
G.B.M. SPA	-	1	-	3
IRIZAR	-	1	-	1
ISUZU	1	-	1	-
IVECO SPA	1	-	3	1
KASSBOHRER	-	2	-	8
MAN	-	-	-	4
MERCEDES	-	16	6	47
NEOPLAN	-	3	-	5
OPEL	1	-	1	-
RENAULT	-	-	-	1
SCANIA	-	1	-	4
SETRA	-	7	-	17
SIN MARCA	-	-	-	1
TEMSA	1	-	1	1
TRANSBUS DENNIS	-	-	-	1
VAN HOOL	-	-	-	1
VOLKS WAGEN	-	2	-	9
VOLVO	-	2	-	7
TOTAL	8	41	23	144

**Graph 8. Sales of new buses:
May 2013**



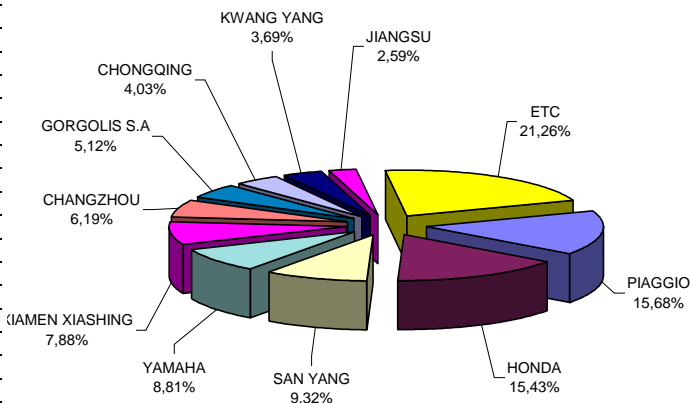
**Graph 9. Sales of new buses:
January - May 2013**



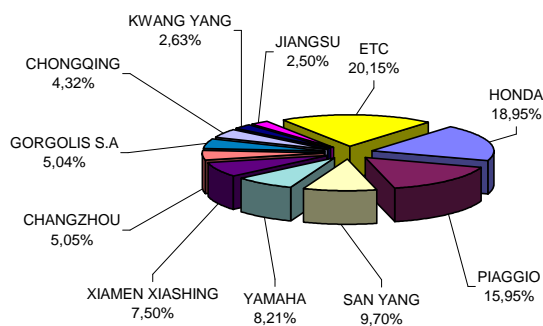
**Table 6. Sales of new and used motorcycles by make or manufacturer:
May and January - May 2013**

Makes	Motorcycles			
	May		Jan. - May	
	new	used	new	used
AEON MOTOR	19	-	28	1
APRILIA	1	5	3	16
B.M.W.	44	3	149	10
BETA MOTOR SPA	-	-	7	-
BOMBARDIER INC.	1	-	8	6
BUYANG GROUP CO FA - G300	2	-	6	-
CHANGZHOU	220	1	598	8
CHINA JIALING	1	-	1	1
CHONGQING	143	1	511	5
DAELIM	9	-	29	2
DINLI METAL	4	-	7	-
DUCATI	12	-	39	-
EGIMOTORS	1	-	6	-
G.H.E. MOTORHIS	-	-	23	-
GAS GAS	1	-	5	-
GENERIC MOTOR	-	-	5	-
GORGOLIS S.A	182	-	596	2
GUANGDONG TAYO	5	-	10	-
GUANGZHOU	12	-	25	-
HARLEY DAVIDSON	2	-	7	9
HERCHEE INDUSTR	3	-	10	-
HONDA	548	23	2.243	86
HUSQVARNA	-	-	3	-
HYOSUNG MOTORS	2	1	18	2
JIANGMEN	1	-	6	-
JIANGMEN DA CHA	10	-	33	-
JIANGSU	92	-	296	-
JIANGSU LINZHI SHANYANG GR	1	-	2	-
JINAN QINGQI	1	-	4	-
JONWAY	2	-	4	-
K.L. S.P.A	21	-	104	2
K.T.M	36	5	139	7
KAWASAKI	17	4	63	12
KEEWAY	-	-	1	2
KWANG YANG	131	17	311	64
LIFAN INDUSTRY	24	-	155	-
LML LIMITED (E STAR DELUXE, V	8	-	12	-
LUOYANG NORTHEM	10	1	34	1
MALAGUTI SPA	-	2	1	6
MBK INDUSTRIE	67	5	162	14
MG MOTO	34	-	92	1
MODENA	48	-	139	1
MOTIVE POWER	1	-	4	-
MOTO GUZZI	-	-	4	-
MOTO SPA	-	-	3	5
MV AGUSTA	2	-	3	-
NACIONAL MOTOR	10	-	32	-
NEW FORCE MOTOR	1	-	5	-
NIPPONIA SA	2	-	5	-
ODES	12	-	14	-
PEUGEOT	62	-	206	2
PIAGGIO	557	29	1.887	117
QUADRO	5	-	18	-
R.G.P. SRL	-	-	3	-
RIEJU	2	-	3	-
ROYAL ENFIELD	-	-	3	-
SAN YANG	331	-	1.148	11
SKY TEAM	2	-	17	-
STANDARD MOTOR	1	-	2	1
SUZUKI	61	15	158	47
TAIWAN GOLDEN B	31	-	36	1
TAIZHOU	4	-	26	1
TAOTAO GROUP CO	1	-	1	-
TRIUMPH	25	-	71	3
XIAMEN XIASHING	280	2	888	8
XINGYUE GROUP C	2	-	2	-
YAMAHA	313	21	971	84
YONGKANG GOLDEN	1	-	2	-
YONGKANG JINLIN	1	-	1	-
ZENGCHENG HAILI	2	-	7	1
ZHEJIANG	18	-	78	1
ZHEJIANG FUXIN	1	-	3	-
ZHEJIANG HONGZH	3	-	5	-
ZHEJIANG LINGYU	23	1	60	2
ZHEJIANG SANYE FUXIN MOTOR	1	-	6	-
ZHEJIANG SHENMA	3	-	3	-
ZHEJIANG WUYI ZHENHUA VEHI	1	-	2	-
ZONGSHEN INDUST	78	-	242	2
ETC	-	1	20	10
TOTAL	3.552	137	11.834	554

**Graph 10. Sales of new motorcycles:
May 2013**



**Graph 11. Sales of new motorcycles:
January - May 2013**



EXPLANATORY NOTES

Survey on the issuing of new road motor vehicle circulation licenses

The survey on the issuing of new motor vehicle circulation licenses is a census survey. The released data give information, at country level, on the brand and type of the motor vehicle, as well as whether it is new or used. The primary data derive from the Division of Informatics of the Ministry of Infrastructure, Transport and Networks and are based on the issuing of new circulation licences. The survey does not include vehicles that move on rails, trolley busses, agricultural tractors and machinery. In addition, the following are excluded: all motor vehicles of the Armed Forces, Police, Fire Brigade, State Services, Diplomatic Corps, Foreign Missions, and Invalids of Wars, as well as motorcycles with a cylinder capacity less than 50 cc.

Legal basis

Legislative Decree 3627/56, Law 2392/96, Law 3832/2010

Reference Period

May 2013

Coverage

The production of monthly data is based on the registers held by the Ministry of Infrastructure, Transport and Networks, which records all the monthly changes observed in the vehicle registration licences at country level.

Definitions

Road motor vehicle is any vehicle that, irrespective of the number of wheels, is moved by an engine and is designed to transport persons or cargo or both of them, either they are on the same single vehicle or on a trailer carried by the main motor vehicle. **New** road motor vehicle is any motor vehicle that is registered for the first time in Greece during the reference month and has not been put into circulation in any other country. **Used motor** vehicle is any motor vehicle that is registered for the first time in Greece and has been imported as a used one from abroad

Passenger motor vehicle: it is a motor vehicle designed to carry mostly people, having no more than 9 seats, including the driver's seat.

Bus: it is a motor vehicle, which is designed to carry mostly people, having more than 10 seats, including the driver's seat. (In the corresponding tables of this Press Release, this category also includes articulated buses.)

Lorry: it is motor vehicle designed to carry mostly cargo. (In the corresponding tables of this Press Release, this category also includes tractors, tow trucks, articulated tractors, and trucks with trailers).

Motorcycle: any two-wheeled motor vehicle, with or without sidecar, with maximum authorized design speed over 45 km/h, or in case it is powered by a combustion engine, with a cylinder capacity of 50 cc or over (In the corresponding tables of this Press Release, this category also includes the three-wheeled motor vehicles – motor tricycles).

Tricycle motor vehicle: it is a motor vehicle with three symmetrical wheels with maximum authorized design speed over 45 km/h, or in case it is powered by a combustion engine, with a cylinder capacity over the 50 cc. This category also includes four-wheel vehicles, except the light four-wheel motorcycles, whose empty vehicle tare (excluding the weight of the fuel or mixture of fuel-oil or the weight of the batteries for electric cars) is up to 400 kg in the case the vehicle is designed for passenger use or up to 550 kg in case the vehicle is designed to carry cargo and whose engine is up to 15KW.

Methodology

Census Survey

References

More information (graphs, tables) concerning the survey on the issuing of new motor vehicle circulation licences are available on the webpage of ELSTAT, www.statistics.gr, under the link "Statistical Themes > Transport > Vehicles > Vehicle > Vehicle Licensing – Vehicle Fleet