

Piraeus, 8 - 4 - 2013

PRESS RELEASE

Issuing of Motor Vehicle Circulation Licences: March 2013

The Hellenic Statistical Authority announces that in March 2013, 6.011 road motor cars (both new and used from abroad) were put into circulation for the first time, recording a 8,3% decrease compared with the corresponding month of 2012. In March 2012, a decrease of 40,9% had been observed in comparison with the corresponding month of 2011.

The new motorcycles (over 50cc) that were put into circulation for the first time in March 2013 amounted to 1.877, against 2.333 in 2012, thus recording a 19,5% decrease. In March 2012, a decrease of 27,7% had been observed in comparison with the corresponding month of 2011.

During the period January - March 2013, 19.437 road motor cars (both new and used from abroad) were put into circulation for the first time, representing a 16,6% decrease compared to the corresponding period of 2012. During the period January - March 2012 a decrease of 31,8% had been observed in comparison with the corresponding period of 2011.

During the period January - March 2013 the circulation of new motorcycles (over 50cc) amounted to 5.420, against 5.712 in 2012, thus representing a 5,1% decrease. A decrease of 39,1% had been observed during the period January - March 2012 in comparison with the corresponding period of 2011.

Information:

Division of Statistics on Trade and Services
Section of Transport, Communications and Mass Media

Konstantinos Menexes

Telephone : (0030) 213 1352500

FAX : (0030) 213 1352496

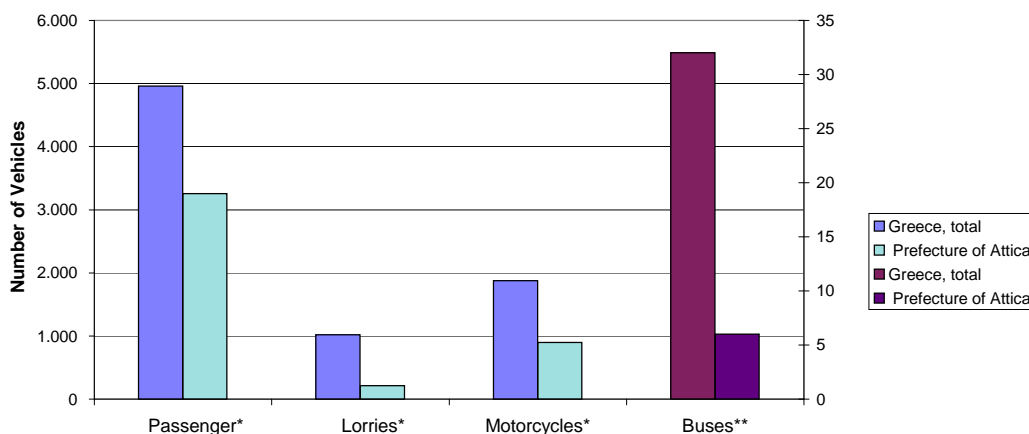
e-mail : menexesk@statistics.gr

**Table 1. Road motor vehicles, both new and used, put into circulation for the first time in Greece:
March 2011 - 2013**

Category of Road Motor Vehicles	March						Change (%)			
	2013		2012		2011		2013/2012		2012/2011	
	Total	Used	Total	Used	Total	Used	Total	Used	Total	Used
Greece, total										
Road Motor Vehicles,total	7.888	1.354	8.889	1.386	14.313	1.998	-11,3	-2,3	-37,9	-30,6
1. Road motor cars	6.011	1.275	6.556	1.322	11.085	1.912	-8,3	-3,6	-40,9	-30,9
Passenger Cars	4.962	468	5.378	480	9.241	723	-7,7	-2,5	-41,8	-33,6
Buses	32	31	51	38	41	30	-37,3	-18,4	24,4	26,7
Lorries	1.017	776	1.127	804	1.803	1.159	-9,8	-3,5	-37,5	-30,6
2. Motorcycles > 50 cc	1.877	79	2.333	64	3.228	86	-19,5	23,4	-27,7	-25,6
Prefecture of Attica										
Road Motor Vehicles,total	4.375	286	4.728	282	7.158	442	-7,5	1,4	-33,9	-36,2
1. Road motor cars	3.479	272	3.590	262	5.530	416	-3,1	3,8	-35,1	-37,0
Passenger Cars	3.258	152	3.392	160	5.184	244	-4,0	-5,0	-34,6	-34,4
Buses	6	6	13	9	13	8	-53,8	-33,3	0,0	12,5
Lorries	215	114	185	93	333	164	16,2	22,6	-44,4	-43,3
2. Motorcycles > 50 cc	896	14	1.138	20	1.628	26	-21,3	-30,0	-30,1	-23,1

Category of Road Motor Vehicles	Average Apr. 2012 - Mar. 2013		Average Apr. 2011 - Mar. 2012		Change (%)	
					Average Apr. 2012 - Mar. 2013 / Average Apr. 2011 - Mar. 2012	
	Total	Used	Total	Used	Total	Used
Greece, total						
Road Motor Vehicles,total	8.934	1.317	13.301	1.770	-32,8	-25,6
1. Road motor cars	6.151	1.230	9.627	1.678	-36,1	-26,7
Passenger Cars	5.054	444	8.237	786	-38,6	-43,5
Buses	33	26	33	26	0,0	0,0
Lorries	1.064	760	1.357	866	-21,6	-12,2
2. Motorcycles > 50 cc	2.783	87	3.674	92	-24,3	-5,4

Graph 1. New registrations of motor vehicles: March 2013



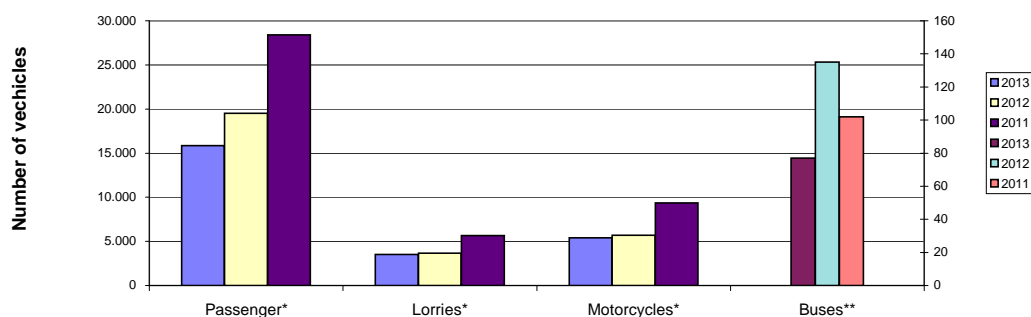
* For Passenger motor vehicles, Lorries and Motorcycles see the left axis scale

** For Buses see the right axis scale

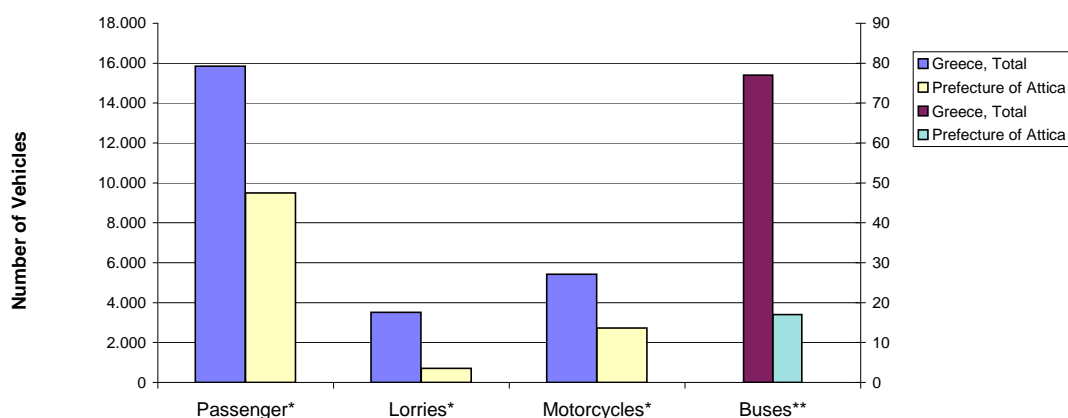
**Table 2. Road motor vehicles, both new and used, put into circulation for the first time in Greece:
Jan. - Mar. 2011 - 2013**

Category of Road Motor Vehicles	January - March						Change (%)			
	2013		2012		2011		2013/2012		2012/2011	
	Total	Used	Total	Used	Total	Used	Total	Used	Total	Used
Greece, total										
Road Motor Vehicles,total	24.857	4.721	29.004	5.292	43.518	7.128	-14,3	-10,8	-33,4	-25,8
1. Road motor cars	19.437	4.471	23.292	5.085	34.145	6.822	-16,6	-12,1	-31,8	-25,5
Passenger Cars	15.851	1.704	19.501	2.381	28.395	3.148	-18,7	-28,4	-31,3	-24,4
Buses	77	66	135	99	102	72	-43,0	-33,3	32,4	37,5
Lorries	3.509	2.701	3.656	2.605	5.648	3.602	-4,0	3,7	-35,3	-27,7
2. Motorcycles > 50 cc	5.420	250	5.712	207	9.373	306	-5,1	20,8	-39,1	-32,4
Prefecture of Attica										
Road Motor Vehicles,total	12.940	915	14.130	993	21.573	1.530	-8,4	-7,9	-34,5	-35,1
1. Road motor cars	10.214	864	11.192	938	16.566	1.410	-8,7	-7,9	-32,4	-33,5
Passenger Cars	9.498	481	10.573	611	15.625	926	-10,2	-21,3	-32,3	-34,0
Buses	17	11	41	26	32	20	-58,5	-57,7	28,1	30,0
Lorries	699	372	578	301	909	464	20,9	23,6	-36,4	-35,1
2. Motorcycles > 50 cc	2.726	51	2.938	55	5.007	120	-7,2	-7,3	-41,3	-54,2

**Graph 2. New motor vehicle circulation licences: comparative data
January - March 2011, 2012, 2013**



Graph 3. New registrations of motor vehicles: January - March 2013



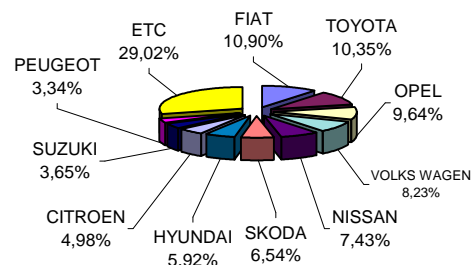
* For Passenger motor vehicles, Lorries and Motorcycles
see the left axis scale

** For the Buses see the right axis scale

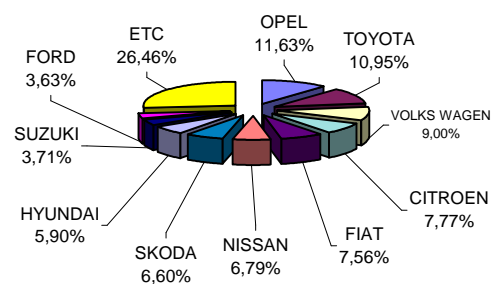
**Table 3. Sales of new and used passenger cars by make:
March and January - March 2013**

Makes	Passenger cars			
	March		Jan. - Mar.	
	new	used	new	used
ALFA ROMEO	44	1	156	3
AUDI	132	17	411	46
B.M.W.	122	22	291	66
CHEVROLET	1	-	10	5
CHRYSLER	-	2	-	5
CITROEN	224	12	1.099	64
DACIA	29	-	58	-
DAEWOO	-	-	-	2
DAIHATSU	21	-	41	3
DODGE	3	-	8	-
FIAT	490	29	1.070	113
FORD	143	25	513	96
GM KOREA (CHEVROLET)	32	-	135	-
HOBBY	-	-	1	-
HONDA	46	6	175	19
HYUNDAI	266	5	835	16
JAGUAR	-	2	-	5
KEWET	-	-	-	1
KIA	93	3	325	12
LADA	-	-	-	1
LANCIA	65	1	197	5
LAND ROVER	2	2	8	3
MAZDA	4	2	6	6
MERCEDES	131	29	295	96
MINI	49	-	90	-
MITSUBISHI	22	1	124	10
NISSAN	334	4	961	18
OPEL	433	84	1.645	309
PEUGEOT	150	14	405	37
PORSCHE	1	1	2	5
RENAULT	92	13	254	40
SAAB	1	-	1	2
SEAT	141	2	359	9
SKODA	294	7	933	26
SMART	37	91	87	346
SUBARU	1	-	1	2
SUZUKI	164	15	525	56
TOYOTA	465	51	1.549	188
VOLKS WAGEN	370	24	1.273	82
VOLVO	92	3	304	7
TOTAL	4.494	468	14.147	1.704

**Graph 4. Sales of new passenger cars:
March 2013**



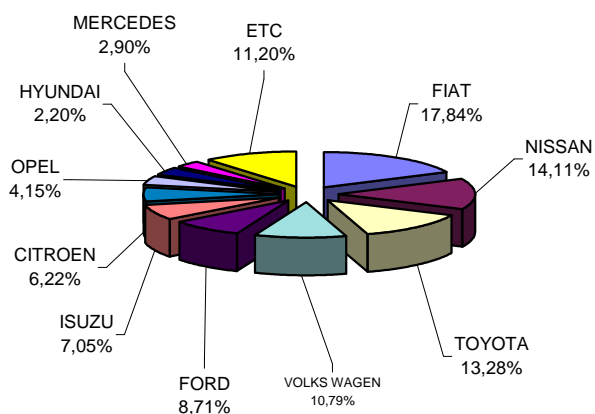
**Graph 5. Sales of new passenger cars:
January - March 2013**



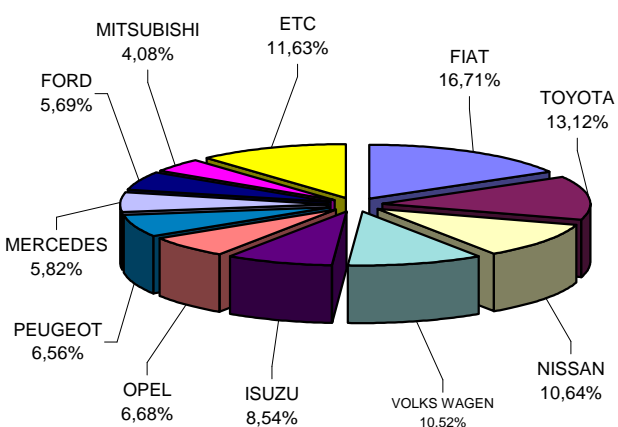
**Table 4. Sales of new and used lorries by make:
March and January - March 2013**

Makes	Lorries			
	March		Jan. - Mar.	
	new	used	new	used
CADILLAC	-	1	-	1
CHEVROLET	1	-	1	-
CHONGQI	-	-	1	-
CITROEN	15	12	28	30
D.K.W.	-	1	-	1
DACIA	-	1	1	1
DAEWOO	-	-	-	1
DAF	2	13	8	43
DAIHATSU	-	1	-	5
FIAT	43	61	135	218
FIAT-IVECO	-	7	-	18
FORD	21	77	46	277
G.M.C.	-	-	-	1
GENERAL MOTORS	-	-	-	1
HONDA	-	1	-	1
HYUNDAI	-	-	-	4
ISUZU	17	7	69	32
IVECO MAGIRUS	1	2	3	2
IVECO SPA	5	5	14	12
KIA	-	1	-	2
MAHINDRA & MAHI	-	-	2	-
MAN	1	27	1	89
MAN TRUCK & BUS	1	1	1	1
MAZDA	2	22	2	87
MERCEDES	7	152	47	508
MITSUBISHI	6	58	33	205
NISSAN	34	89	86	303
OAF	-	-	-	1
OPEL	10	70	54	237
PEUGEOT	9	6	53	23
PIAGGIO	2	2	11	5
RENAULT	-	21	8	91
SCANIA	2	21	5	54
SEAT	-	3	-	6
SKODA	1	17	1	64
SSANGYONG	-	-	1	-
SUZUKI	-	-	-	2
TOYOTA	32	46	106	157
VOLKS WAGEN	26	34	85	158
VOLVO	3	17	6	60
TOTAL	241	776	808	2.701

Graph 6. Sales of new lorries: March 2013



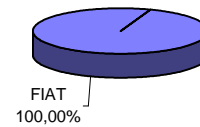
**Graph 7. Sales of new lorries:
January - March 2013**



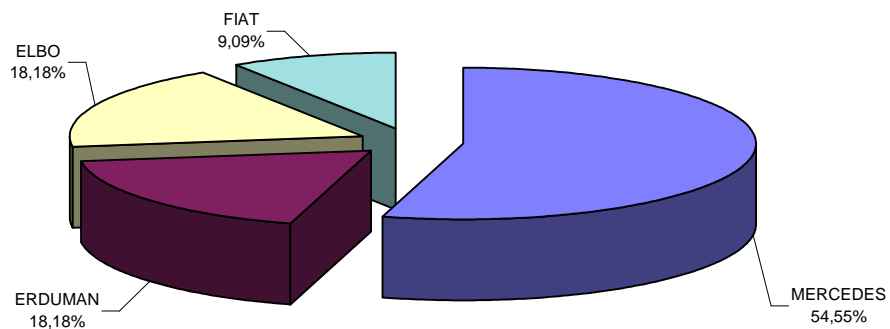
**Table 5. Sales of new and used buses by make:
March and January - March 2013**

Makes	Buses			
	March		Jan. - Mar.	
	new	used	new	used
BOVA	-	4	-	5
ERDUMAN	-	-	2	-
EVOBUS	-	7	-	10
FIAT	1	-	1	1
FORD	-	1	-	3
G.AUWARTER	-	1	-	1
G.B.M. SPA	-	1	-	2
IVECO SPA	-	-	2	-
KASSBOHRER	-	-	-	5
MAN	-	1	-	4
MERCEDES	-	11	6	20
NEOPLAN	-	-	-	2
RENAULT	-	1	-	1
SCANIA	-	-	-	2
SETRA	-	3	-	5
TEMSA	-	-	-	1
TRANSBUS DENNIS	-	-	-	1
VOLVO	-	1	-	3
TOTAL	1	31	11	66

**Graph 8. Sales of new buses:
March 2013**



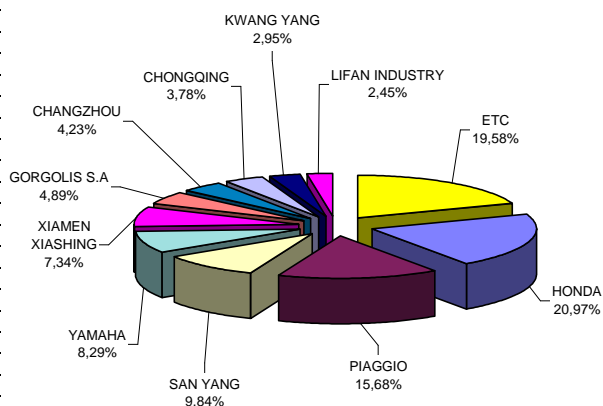
**Graph 9. Sales of new buses:
January - March 2013**



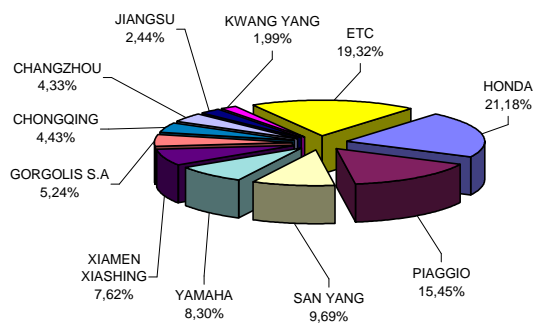
**Table 6. Sales of new and used motorcycles by make or manufacturer:
March and January - March 2013**

Makes	Motorcycles			
	March		Jan. - Mar.	
	new	used	new	used
AEON MOTOR	2	1	5	1
AMSTRONG	1	-	1	-
APRILIA	-	1	-	6
B.M.W.	31	-	62	6
BENZHOUE VEHICLE	-	-	-	1
BETA MOTOR SPA	-	-	3	-
BOMBARDIER INC.	1	6	6	6
BUYANG GROUP CO FA - G300	1	-	4	-
CHANGZHOU	76	1	224	4
CHONGQING	68	-	229	3
CHUNFENG	-	-	1	-
CIXI KINGRING	-	-	1	-
DAELIM	2	-	12	1
DARWIN	-	-	-	1
DINLI METAL	1	-	3	-
DRESEL MCT	-	-	-	1
DUCATI	6	-	10	-
G.H.E. MOTORHIS	-	-	22	-
GAS GAS	1	-	4	-
GEELY	-	-	1	-
GENERIC MOTOR	-	-	3	-
GORGOLIS S.A	88	-	271	2
GUANGDONG TAYO	1	-	3	-
GUANGZHOU	3	-	10	-
HARLEY DAVIDSON	1	3	4	8
HERCHEE INDUSTR	4	-	4	-
HONDA	377	15	1.095	45
HUSQVARNA	-	-	3	-
HYOSUNG MOTORS	-	-	16	-
INNOCENTI	-	-	-	1
IPS S.A	1	-	2	-
JIANGMEN	1	-	4	-
JIANGMEN DA CHA	5	-	11	-
JIANGMEN SINO-H	-	-	2	-
JIANGSU	38	-	126	-
JIANGSU LINZHI SHANYANG GF	-	-	1	-
JINAN QINGQI	1	-	2	-
JONWAY	-	-	1	-
K.L. S.P.A	13	1	53	1
K.T.M	32	-	75	1
KAWASAKI	8	-	26	3
KEEWAY	-	1	1	1
KWANG YANG	53	9	103	19
LIFAN INDUSTRY	44	-	72	-
LML LIMITED (E STAR DELUXE,	2	-	4	-
LUOYANG NORTHEM	10	-	19	-
MALAGUTI SPA	-	-	-	2
MBK INDUSTRIE	22	2	47	6
MG MOTO	14	-	27	-
MODENA	19	-	51	1
MOTIVE POWER	3	-	3	-
MOTO GUZZI	1	-	3	-
MOTO SPA	1	1	2	3
MV AGUSTA	-	-	1	-
MYPABEK 2M-01	-	-	-	1
NACIONAL MOTOR	2	-	16	-
NEW FORCE MOTOR	1	-	2	-
NINGBO SANJIANG	-	-	2	-
NIPPONIA SA	-	-	2	-
PEUGEOT	28	-	100	1
PIAGGIO	282	17	799	53
QUADRO	1	-	4	-
R.G.P. SRL	1	-	2	-
RIEJU	-	-	1	-
ROYAL ENFIELD	1	-	1	-
SAN YANG	177	6	501	8
SHANGHAI GOKA	-	-	1	-
SKY TEAM	1	-	9	-
STANDARD MOTOR	1	-	1	1
SUZUKI	22	2	61	15
TAIWAN GOLDEN B	-	-	2	1
TAIZHOUE	6	-	17	-
TRIUMPH	8	1	20	2
VEB-MZ	-	-	-	1
XIAMEN XIASHING	132	1	394	5
YAMAHA	149	10	429	37
ZENGCHENG HAILI	2	-	2	-
ZHEJIANG	15	-	48	-
ZHEJIANG CFMOTO	-	-	1	-
ZHEJIANG FUXIN	-	-	1	-
ZHEJIANG HONGZH	-	-	1	-
ZHEJIANG LINGYU	8	-	24	1
ZHEJIANG SANYE FUXIN MOTO	1	-	2	-
ZHEJIANG WUYIF	-	-	1	-
ZHUZHOU JIANSHE	-	-	1	-
ZONGSHEN INDUST	28	1	92	1
TOTAL	1.798	79	5.170	250

**Graph 10. Sales of new motorcycles:
March 2013**



**Graph 11. Sales of new motorcycles:
January - March 2013**



EXPLANATORY NOTES

Survey on the issuing of new road motor vehicle circulation licenses

The survey on the issuing of new motor vehicle circulation licenses is a census survey. The released data give information, at country level, on the brand and type of the motor vehicle, as well as whether it is new or used. The primary data derive from the Division of Informatics of the Ministry of Infrastructure, Transport and Networks and are based on the issuing of new circulation licences. The survey does not include vehicles that move on rails, trolley busses, agricultural tractors and machinery. In addition, the following are excluded: all motor vehicles of the Armed Forces, Police, Fire Brigade, State Services, Diplomatic Body, Foreign Missions, and Invalids of Wars, as well as motorcycles with a cylinder capacity less than 50 cc.

Legal basis

Legislative Decree 3627/56, Law 2392/96, Law 3832/2010

Reference Period

March 2013

Coverage

The production of monthly data is based on the registers held by the Ministry of Infrastructure, Transport and Networks, which records all the monthly changes observed in the vehicle registration licences at country level.

Definitions

Road motor vehicle is any vehicle that, irrespective of the number of wheels, is moved by an engine and is designed to transport persons or cargo or both of them, either they are on the same single vehicle or on a trailer carried by the main motor vehicle. **New** road motor vehicle is any motor vehicle that is registered for the first time in Greece during the reference month and has not been put into circulation in any other country. **Used motor** vehicle is any motor vehicle that is registered for the first time in Greece and has been imported as a used one from abroad

Passenger motor vehicle: it is a motor vehicle designed to carry mostly people, having not more than 9 seats, including the driver's seat.

Bus: it is a motor vehicle, which is designed to carry mostly people, having more than 10 seats, including the driver's seat. (In the corresponding tables of this Press Release, this category also includes articulated buses.)

Lorry: it is motor vehicle designed to carry mostly cargo. (In the corresponding tables of this Press Release, this category also includes tractors, towing trucks, articulated tractors, and trucks with trailers).

Motorcycle: any two-wheeled motor vehicle, with or without sidecar, with maximum authorized design speed over 45 km/h, or in case it is powered by a combustion engine, with a cylinder capacity of 50 cc or over (In the corresponding tables of this Press Release, this category also includes the three-wheeled motor vehicles – motor tricycles).

Tricycle motor vehicle: it is a motor vehicle with three symmetrical wheels with maximum authorized design speed over 45 km/h, or in case it is powered by a combustion engine, with a cylinder capacity over the 50 cc. This category also includes four-wheel vehicles, except the light four-wheel motorcycles, whose empty vehicle tare (excluding the weight of the fuel or mixture of fuel-oil or the weight of the batteries for electric cars) is up to 400 kg in the case the vehicle is designed for passenger use or up to 550 kg in case the vehicle is designed to carry cargo and whose engine is up to 15KW.

Methodology

Census Survey

References

More information (graphs, tables) concerning the survey on the issuing of new motor vehicle circulation licences are available on the webpage of ELSTAT, www.statistics.gr, under the link "Statistical Themes > Transport > Vehicles > Vehicle > Vehicle Licensing – Vehicle Fleet