



PRESS RELEASE

MUSEUMS AND ARCHAEOLOGICAL SITES ATTENDANCE SURVEY OCTOBER 2013

ELSTAT announces the results of the Survey on Museums and Archaeological Sites.

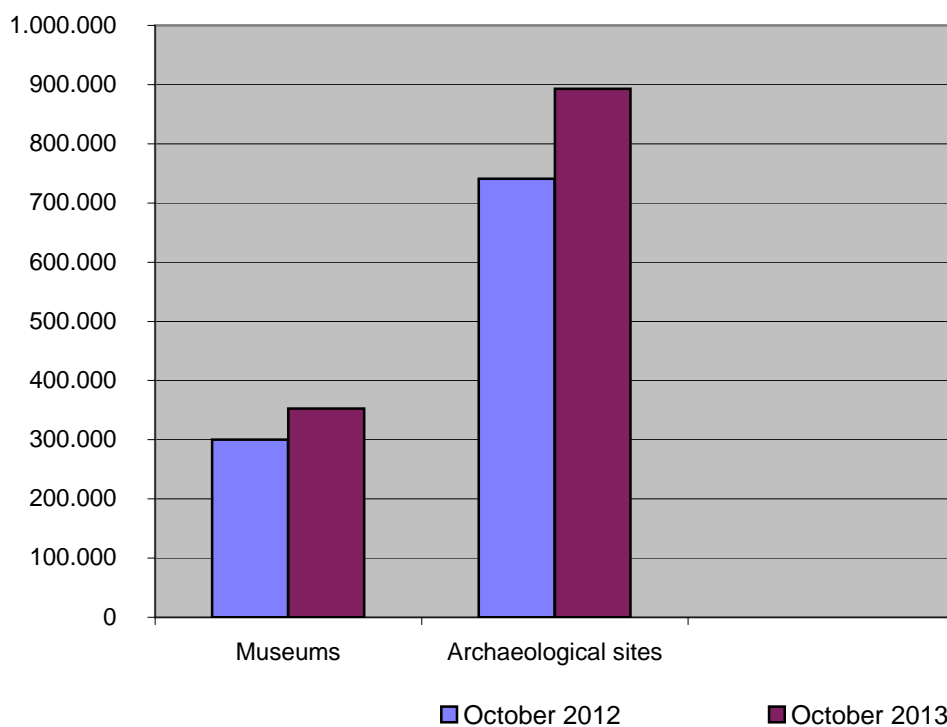
During October 2013, museums experienced a 17,5% increase in visitor numbers and a 28,2% increase in their receipts, in comparison with the corresponding month of 2012.

There is a similar trend for archaeological sites, which saw a 20,5% increase in visitor numbers and a 16,7% increase in the respective receipts, in comparison with the corresponding month of 2012 (Table 1).

During the first ten months of 2013, there was a 15,7% increase in the number of visitors of museums and a 14,5% increase in the respective receipts, in comparison with the corresponding period of 2012.

The number of visitors at archaeological sites during the first ten months of 2013 recorded an increase of 23% and the corresponding receipts rose by 17,4%, in comparison with the corresponding period of 2012 (Table 2).

**SURVEY ON MUSEUMS AND ARCHAEOLOGICAL SITES
OCTOBER 2013**



Information:

Social Statistics Division
Section of Culture and Sports stat.
Vasilopoulos Marios
Tel.: 0030-2131352753
e-mail: vasmar@statistics.gr

**Table 1. Visitors of museums and archaeological sites and total receipts:
October 2012 and 2013**

Museums and Archaeological sites	October		Change % 2013/2012
	2012	2013	
NUMBER OF VISITORS ⁽²⁾			
A. Museums (total)	300.106	352.636	17,5
Acropolis Museum	100.691	113.717	12,9
National Archaeological	32.852	38.282	16,5
Ancient Olympia	9.931	10.865	9,4
Palace of the Grand Master (Rhodes)	21.407	27.896	30,3
Herakleion Archaeological (Crete)	10.995	19.656	78,8
Rhodes	8.078	10.011	23,9
Delphi	14.930	15.550	4,2
Other museums	101.222	116.659	15,3
B. Archaeological Sites (total)	741.126	892.894	20,5
Epidavros ⁽¹⁾	24.940	31.972	28,2
The Acropolis of Mycenae & Atreus' Treasure	27.991	28.502	1,8
The Acropolis of Athens	156.040	145.930	-6,5
Sounio	17.522	20.295	15,8
The Acropolis of Lindos	45.222	57.620	27,4
Kameiros (Rhodes)	14.511	20.519	41,4
Ancient Olympia	59.699	61.302	2,7
Knossos (Crete)	63.323	80.931	27,8
Phaistos (Crete)	9.344	11.374	21,7
Ancient Korinthos ⁽¹⁾	13.412	16.718	24,6
Mystras ⁽¹⁾	6.419	9.612	49,7
Delphi	19.650	23.096	17,5
Other archaeological sites	283.053	385.023	36,0
NUMBER OF VISITORS WITH FREE ADMISSION TICKETS			
Museums and Archaeological sites	296.224	320.792	8,3
A. Museums (free admission ticket)	121.061	123.978	2,4
B. Archaeological sites (free admission ticket)	175.163	196.814	12,4
R E C E I P T S (euros)			
Museums and Archaeological sites	4.621.467,00	5.491.549,00	18,8
A. Museums	848.993,00	1.088.807,00	28,2
B. Archaeological sites	3.772.474,00	4.402.742,00	16,7

(1) Flat rate ticket, valid both for the museum and the archaeological site.

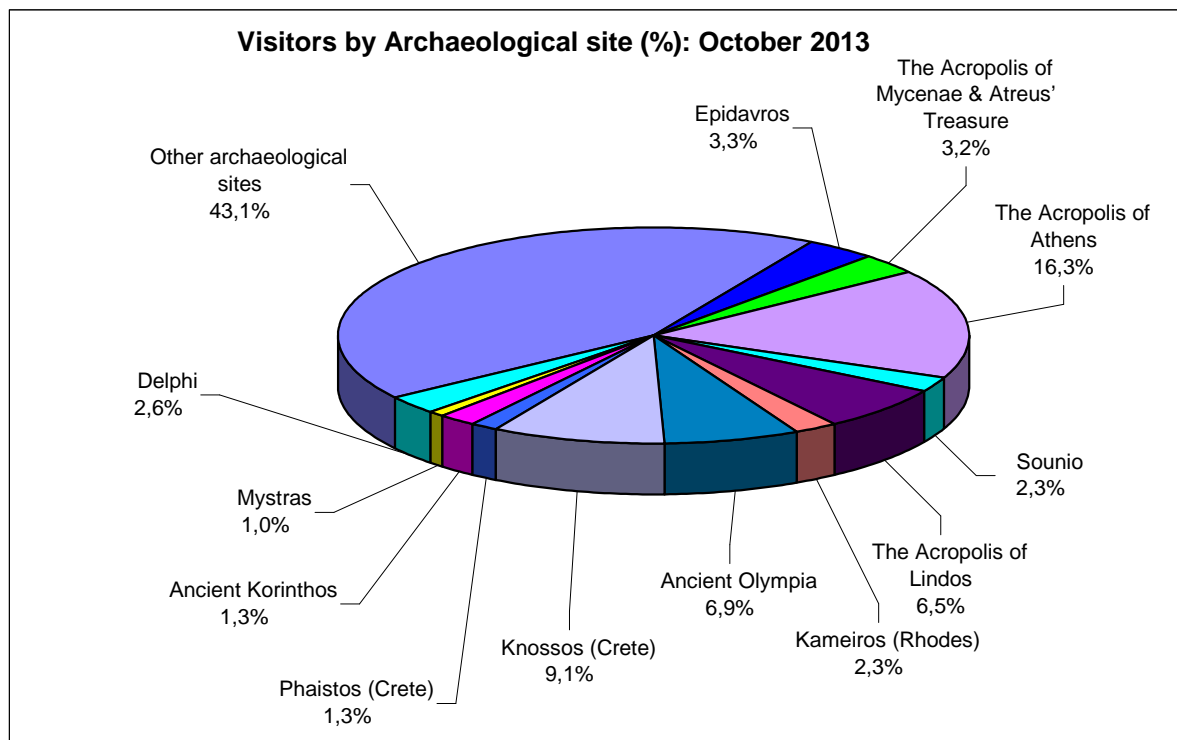
(2) Including also free admission tickets for museums and archaeological sites.

**Table 2. Visitors of museums and archaeological sites and total receipts: 2011, 2012
and January - October 2012, 2013**

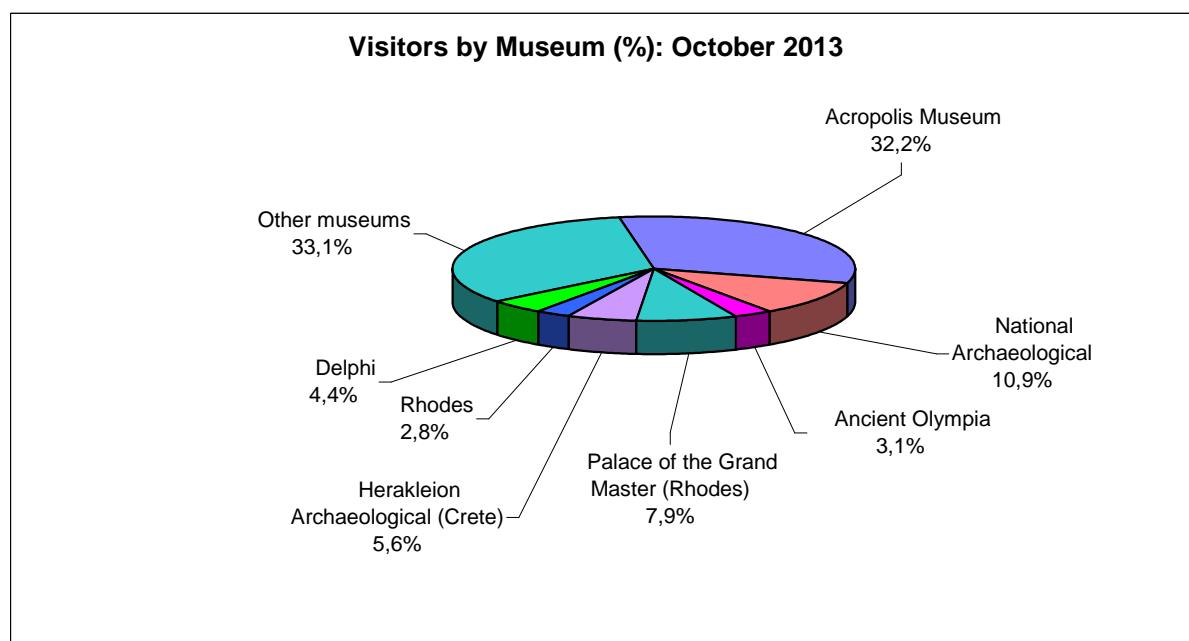
Museums and Archaeological sites	2011	2012	January - October		Change %
			2012	2013	2013/2012
NUMBER OF VISITORS					
A. Museums (total)	3.061.490	2.975.689	2.659.635	3.077.715	15,7
Acropolis Museum	1.244.702	1.020.462	911.701	977.763	7,2
National Archaeological	170.034	311.129	266.492	346.855	30,2
Ancient Olympia	62.878	70.408	66.104	102.015	54,3
Palace of the Grand Master (Rhodes)	217.090	189.900	181.632	212.672	17,1
Herakleion Archaeological (Crete)	118.502	105.681	102.457	131.396	28,2
Rhodes	74.881	64.038	61.944	66.413	7,2
Delphi	117.600	122.985	111.300	133.207	19,7
Other museums	1.055.803	1.091.086	958.005	1.107.394	15,6
B. Archaeological sites (total)	6.517.645	6.693.845	6.326.321	7.781.673	23,0
Epidavros ⁽¹⁾	241.100	245.450	235.150	308.097	31,0
The Acropolis of Mycenae & Atreus' Treasure	190.266	218.472	206.692	269.265	30,3
The Acropolis of Athens	1.317.572	1.374.365	1.261.059	1.293.656	2,6
Sounio	156.640	140.473	127.510	162.481	27,4
The Acropolis of Lindos	510.883	430.944	426.555	494.794	16,0
Kameiros (Rhodes)	151.609	129.505	128.394	163.184	27,1
Ancient Olympia	438.452	425.199	398.048	436.387	9,6
Knossos (Crete)	623.338	603.514	586.928	683.880	16,5
Phaistos (Crete)	88.835	78.769	77.759	86.685	11,5
Ancient Korinthos ⁽¹⁾	109.205	111.928	102.940	113.775	10,5
Mystras ⁽¹⁾	65.060	50.879	47.569	85.440	79,6
Delphi	186.880	213.509	200.739	213.643	6,4
Other archaeological sites	2.437.805	2.670.838	2.526.978	3.470.386	37,3
NUMBER OF VISITORS WITH FREE ADMISSION TICKETS					
Total	1.706.503	2.984.232	2.660.711	3.357.392	26,2
A. Museums	931.521	1.235.018	1.056.536	1.294.594	22,5
B. Archaeological sites	774.982	1.749.214	1.604.175	2.062.798	28,6
RECEIPTS (euros)					
Total	47.941.464,00	40.552.784,00	38.140.986,00	44.549.967,00	16,8
A. Museums	9.959.450,00	8.130.382,00	7.489.997,00	8.574.359,00	14,5
B. Archaeological sites	37.982.014,00	32.422.402,00	30.650.989,00	35.975.608,00	17,4

(1) Flat rate ticket, valid both for the museum and the archaeological site

Graph 1



Graph 2



EXPLANATORY NOTES

Museums and Archaeological Sites Survey	<p>The Survey on Museums and Archaeological Sites Attendance has been producing results since 1970, based on data collected by the Archaeological Receipts Fund (ARF) of the Ministry of Culture. The ARF collects data on the number of visitors and the receipts from the tickets sold in the museums and archaeological sites of the country.</p> <p>The corresponding data for the Acropolis Museum are available from December 2009 onwards.</p>
Legal Framework	<p>Since 1970, the present survey is a continuous one and has been producing results on a monthly and yearly basis in compliance with the Joint Ministerial Decision 15189/B379/73. ELSTAT is tabulating data concerning 150 museums and 120 archaeological sites all over Greece.</p>
Reference Period	<p>1/10/2013 to 31/10/2013</p>
Information on tickets	<p>From January 2002 onwards, the number of museums' visitors includes both the visitors who have bought a ticket and the visitors with free admission. From 16-06-1996 onwards, the museums and the archaeological sites all over Greece have a paid admission for all the visitors, Greeks and foreigners, all over the year, except the following dates, which are free admission days</p> <ul style="list-style-type: none">-National Holidays,-Sundays during the five month period from 1 November to 31 March,-the first Sunday of April, May, June and October,-6 March (in memory of Melina Merkouri)-18 April (International Monuments Day),-18 May (International Museums Day),-5 June (International Environment Day),-last weekend of September annually (European Heritage Days)-27 September (International Tourism Day)
Free admissions	<p>Free admission exists for:</p> <ul style="list-style-type: none">-Young persons under 18 years of age, with a valid identification card that confirms their age,-Students of Universities and Higher Education Institutions of EU- countries, with valid student identification card or International Student Identity Card (ISIC),-Greek citizens on military service, with current military service identification card,-Employees of the Hellenic Ministry of Culture and of the Archaeological Resources Funds with current working identification card,-ICOM and ICOMOS cardholders,-Tour Guides with a valid working identification card from the Hellenic Tourism Organisation (EOT),-Free admission cardholders.
Number of flat rate tickets	<p>From April 1999 onwards, in addition to the ordinary tickets, a new "flat rate ticket" is established, which is valid for both some museums and the nearby archaeological site. The total number of these flat rate tickets for October 2013 is 110.417 and for the first ten months of 2013 amounts to 885.707.</p>
References	<p>More information on the Museums and Archaeological Sites Survey are available on the website of ELSTAT (www.statistics.gr). In addition, more detailed data, current and past time series are also available on the website of ELSTAT.</p>