

PRESS RELEASE

Monitoring the work of Social Care Units: year 2021

The Hellenic Statistical Authority (ELSTAT) announces the data of the Survey on Social Care Units (legal entities of public law), for the year 2021. The survey is carried out every two years and aims at collecting non-financial data of these units, such as data on their personnel, as well as the number of persons hosted by the units or receiving their services (beneficiaries).

The 2021 survey comprises the 12 Regional Centers of Social Welfare (KKPP), established by the law 4109/2013, with each of them representing a Legal Entity of Public Law. Every Regional Center of Social Welfare is comprised of branches and sub-branches which from now on will be called Social Care Units for the purposes of the survey. The units in 2021 came up to 55, compared to 54 in 2019 (Table 1).

In addition, in the survey are included 3 legal entities of public law with their 10 branches as total under the inspection of the Ministry of Labour and Social Affairs which are the National Center of Social Solidarity (EKKA) having 6 branches, the National Foundation for the Deaf (EIK) having 2 branches and the Training and Rehabilitation Center for the Blind (KEAT) with also 2 branches (Table 1).

Moreover, another 13 legal entities of public law are included of which 10 are under the management of Municipalities (8 nursing homes and 2 orphanages) and the Juvenile Protection Company under the inspection of Ministry of Justice with three branches which host children (2 in Attiki and 1 in Kriti). The Municipal institutions offer similar services with the units of KKPP to the same groups (long term/disabled/elderly and minors). As for the 3 public entities mentioned above (EKKA, EIK, KEAT) they protect vulnerable groups as homeless, victims of violence and various forms of discrimination or offer training and help disabled people in the context of rehabilitation and reintegration to the society (Table 1).

Table 1. Number of Social Care Units for the years 2019 and 2021 per unit category

Category of units of social care	2019		2021	
	Units of KKPP	Other public units	Units of KKPP	Other public units
Units of long term care (disability and chronic diseases)	28	8	28	8
Units of child protection	16	5	17	5
Units of recovery & rehabilitation of the disabled and of other vulnerable groups	10	4	10	4
Other vulnerable groups	0	6	0	6
Total	54	23	55	23

Information on methodological issues:

Division of Sectoral Statistics
Health and Social Protection Statistics Section
Alexandra Zografou
Tel: +30 213 135 2785
e-mail: sectoral@statistics.gr

Information on data dissemination:

Tel. +30 213 135 2022, 2310, 2308
e-mail: data.dissem@statistics.gr

In 2021 both the number of beneficiaries of in-patient and outpatient care and the number of persons employed in KKPP were reduced in comparison with 2019. In the other public units, a decrease was observed in the beneficiaries of the in-patient care while beneficiaries of the out-patient care and the persons employed increased (Table 2).

Table 2. Employees and Beneficiaries of Social Care Units for the years 2019 and 2021

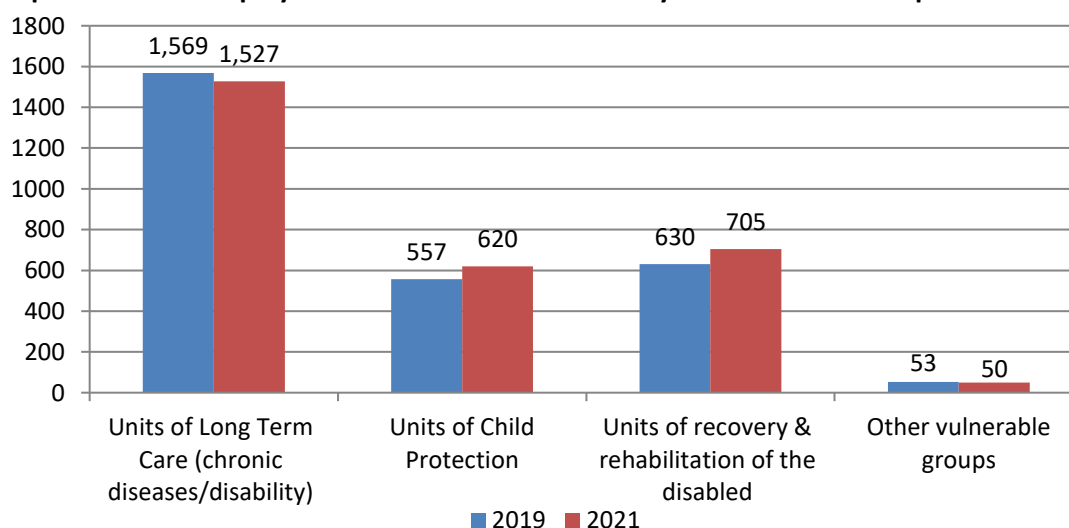
Reference Year	Units of KKPP			Other public units		
	2019	2021	% (2021/2019)	2019	2021	% (2021/2019)
Number of social care units	54	55	1.9	23	23	0.0
Personnel	2,352	2,339	-0.6	457	563	23.2
Beneficiaries of in-patient care	2,322	2,205	-5.0	685	589	-14.0
Beneficiaries of out-patient care	791	616	-22.1	405	462	14.1

More specifically the persons employed in the Social Care Units of the Regional Centers of Social Welfare (KKPP) in 2021, presented a small decrease of 0.6% compared to 2019, due to the reduction of 6.8% in the Units of Long Term Care. In the Public units the personnel were increased by 23.2% (Table 3, Graph 1).

Table 3. Employees in Social Care Units for the years 2019 and 2021 per unit category

Category of units of social care	Units KKPP			Other public units			Total of units		
	2019	2021	% (2021/2019)	2019	2021	% (2021/2019)	2019	2021	% (2021/2019)
Units of Long Term Care (chronic diseases/disability)	1,358	1,266	-6.8	211	261	23.7	1,569	1,527	-2.7
Units of Child Protection	460	513	11.5	97	107	10.3	557	620	11.3
Units of recovery & rehabilitation of the disabled	534	560	4.9	96	145	51.0	630	705	11.9
Other vulnerable groups	0	0	0.0	53	50	-5.7	53	50	-5.7
TOTAL	2,352	2,339	-0.6	457	563	23.2	2,809	2,902	3.3

Graph 1. Persons employed in Social Care Units for the years 2019 and 2021 per unit category

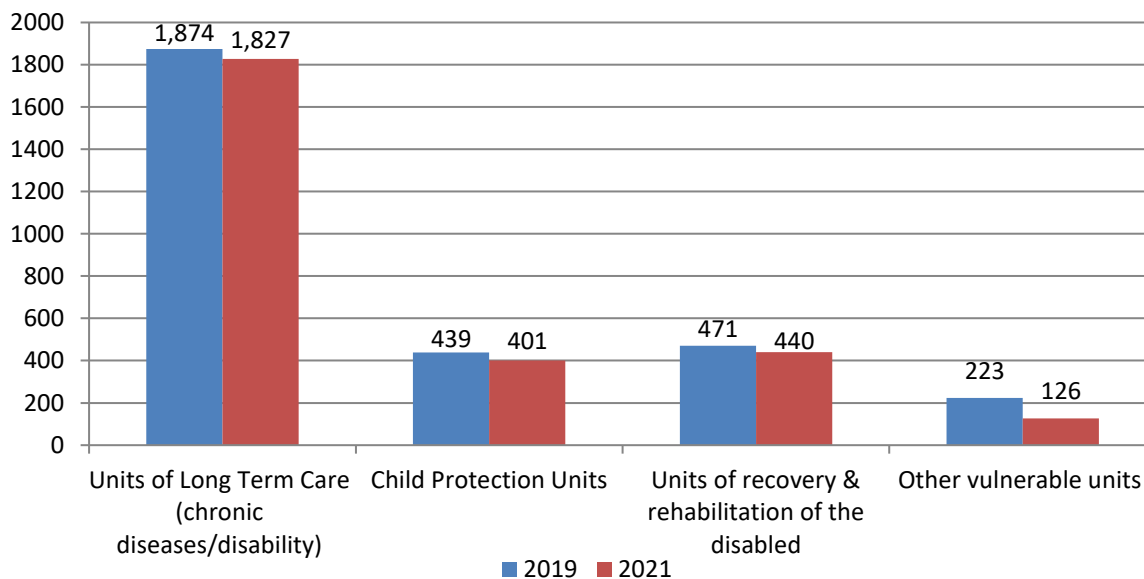


The number of beneficiaries of in-patient care services of KKPP in 2021 amounted to 2,205 compared to 2,322 in 2019 presenting a decrease of 5.0%, while in the other units the number of in-patient beneficiaries amounted to 589 in 2021 compared to 685 in 2019 presenting a decrease of 14.0 % (Table 4, Graph 2).

Table 4. Beneficiaries of in-patient care in Social Care Units for the years 2019 and 2021 per unit category

Category of units of social care	Units KKPP			Other public units			Total of beneficiaries		
	2019	2021	% (2021/2019)	2019	2021	% (2021/2019)	2019	2021	% (2021/2019)
Units of Long Term Care (chronic diseases/disability)	1,482	1,435	-3.2	392	392	0.0	1,874	1,827	-2.5
Child Protection Units	376	339	-9.8	63	62	-1.6	439	401	-8.7
Units of recovery & rehabilitation of the disabled	464	431	-7.1	7	9	28.6	471	440	-6.6
Other vulnerable units	0	0	0.0	223	126	-43.5	223	126	-43.5
Total	2,322	2,205	-5.0	685	589	-14.0	3,007	2,794	-7.1

Graph 2. Beneficiaries of in-patient care in Social Care Units for the years 2019 and 2021 per unit category

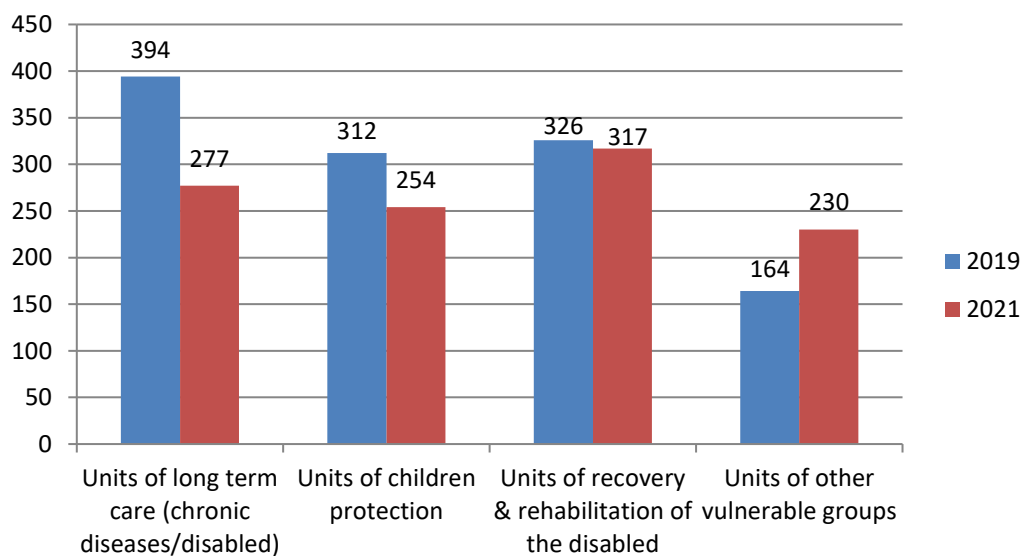


The out-patient beneficiaries of KKPP (in regular basis) in 2021 amounted to 616 against 791 in 2019 presenting a decrease of 22.1% where in the other public entities there was an increase of beneficiaries by 14.1% i.e. from 405 in 2019 to 462 in 2021 (Table 5 Graph 3).

Table 5. Beneficiaries of out-patient care in Social Care Units for the years 2019 and 2021 per unit category

Category of units of social care	Units of KKPP			Other public units			Total of beneficiaries		
	2019	2021	% (2021/2019)	2019	2021	% (2021/2019)	2019	2021	% (2021/2019)
Units of long term care (chronic diseases/disabled)	394	277	-29.7	0	0	0.0	394	277	-29.7
Units of children protection	266	215	-19.2	46	39	-15.2	312	254	-18.6
Units of recovery & rehabilitation of the disabled	131	124	-5.3	195	193	-1.0	326	317	-2.8
Units of other vulnerable groups	0	0	0.0	164	230	40.2	164	230	40.2
Total of beneficiaries	791	616	-22.1	405	462	14.1	1,196	1,078	-9.9

Graph 3. Beneficiaries of out-patient care in Social Care Units for the years 2019 and 2021 by category

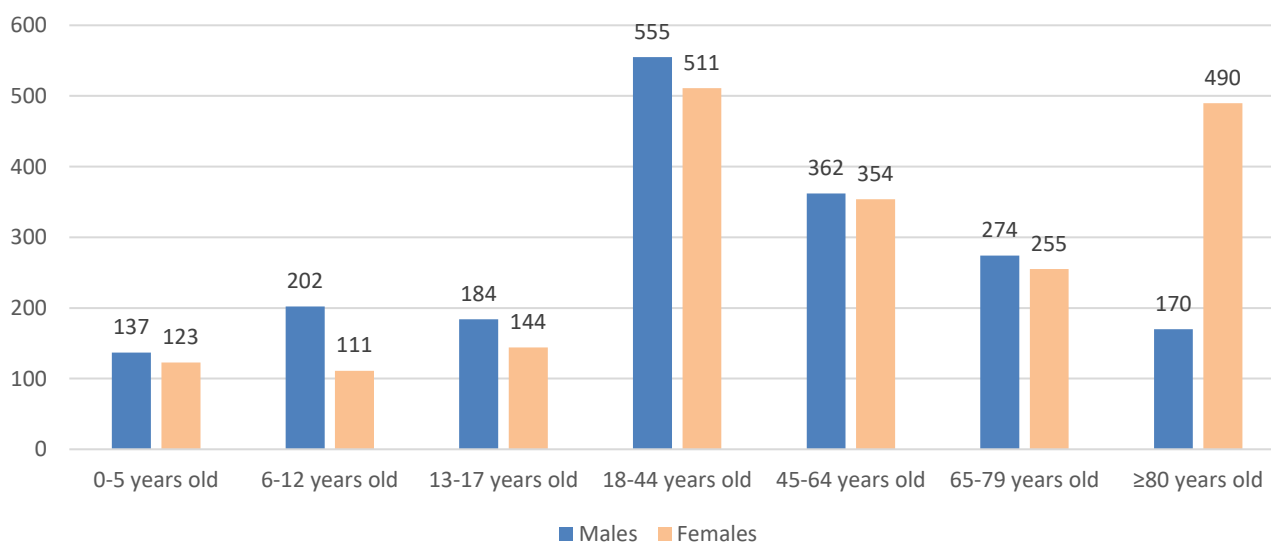


Further analysis of beneficiaries by gender shows a percentage higher for women (females 51.4%, males 48.6%). In most age groups a higher percentage of men is presented and only in the age group over 80 years the majority are women (74.2%). The age group of 18-44 years is the one with the highest percentage of 27.5% of the total. In particular, the out-patient care decreases significantly in those over 65 years of age, while the in-patient care increases significantly for the elderly over 80 years of age (Table 6, Graphs 4 & 5)

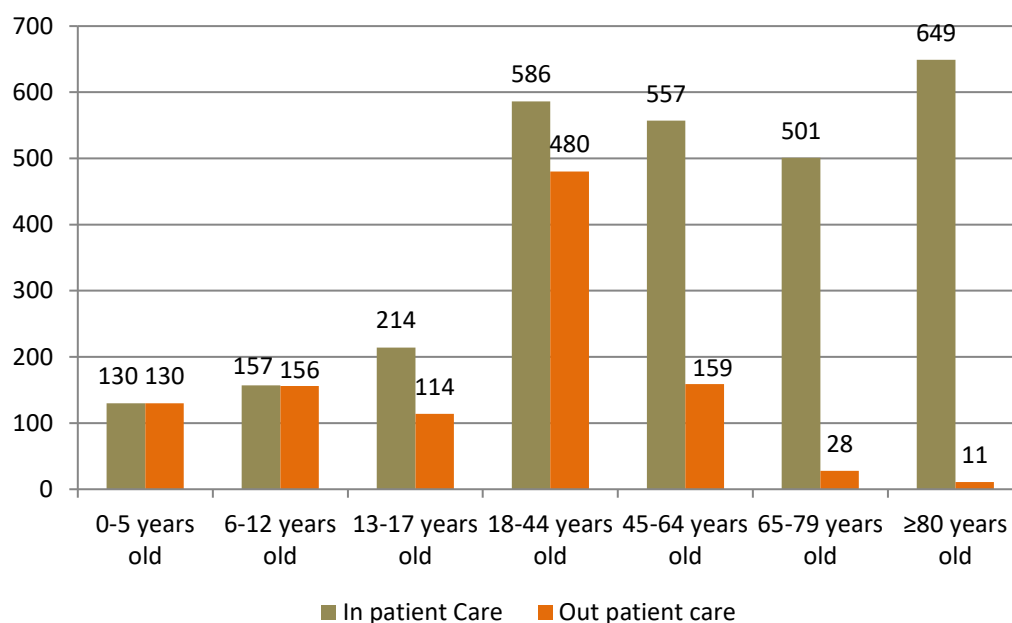
Table 6. Beneficiaries by age group and gender for in-patient and out-patient care in Social Care Units for the year 2021

Age Group	Beneficiaries Total	Beneficiaries			
		Males	Females	In-patient Care	Out-patient Care
0-5 years old	260	137	123	130	130
6-12 years old	313	202	111	157	156
13-17 years old	328	184	144	214	114
18-44 years old	1,066	555	511	586	480
45-64 years old	716	362	354	557	159
65-79 years old	529	274	255	501	28
≥80 years old	660	170	490	649	11
Total	3,872	1,884	1,988	2,794	1,078

Graph 4. Beneficiaries by age group and gender, for in-patient and out-patient care in Social Care Units for the year 2021



Graph 5. Beneficiaries of in-patient and out-patient care of Social Care Units by age group in the year 2021

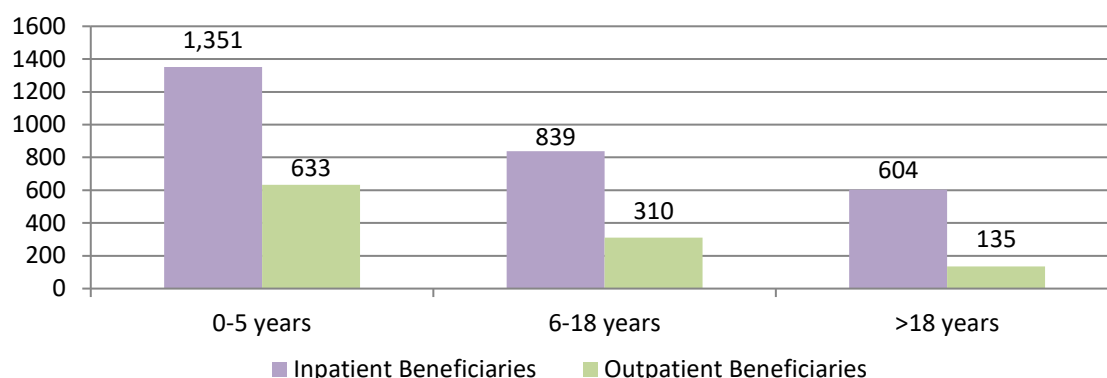


In 2021, for the total of the Units, the 51.2% of the beneficiaries received care by the units lasting up to 5 years. Specifically to the 72.2% of them was provided in-patient care and to the 27.8% outpatient care. As the length of protection rises the percentage of beneficiaries is reduced up to 19.1% for over 18 years of care (Table 7, Graph 6).

Table 7. Number of beneficiaries by length of stay/care in Social Care Units for the year 2021

Length of stay/care (in years)	Beneficiaries Total	(%)	Beneficiaries of in-patient care	(%)	Beneficiaries of out-patient care	(%)
0-5 years	1,981	51.2	1,351	48.4	633	58.7
6-18 years	1,152	29.7	839	30.0	310	28.8
>18 years	739	19.1	604	21.6	135	12.5
Total	3,872	100.0	2,794	100.0	1,078	100.0

Graph 6. Number of beneficiaries by length of stay/care in Social Care Units for the year 2021

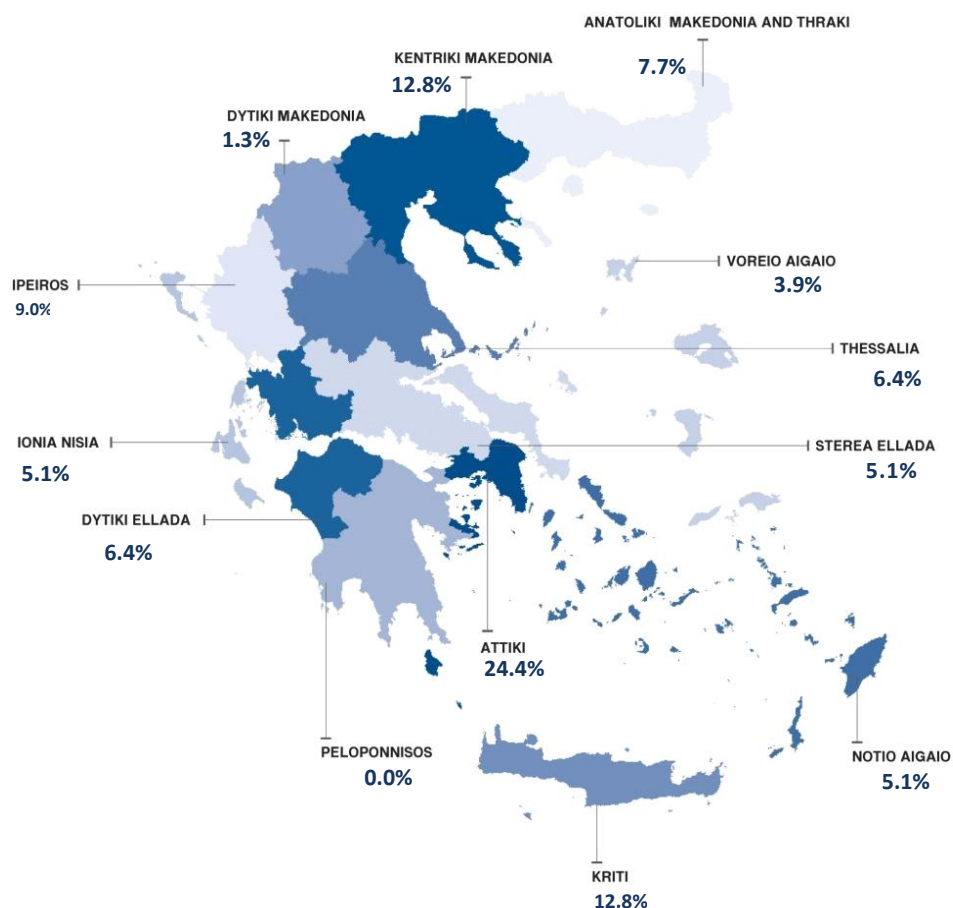


The region of Attiki provides services with the highest number of beneficiaries and personnel, followed by Kentriki Makedonia and Kriti. It should be noticed that the region of Peloponnisos does not have any unit and Dytiki Makedonia only one. The highest number of persons employed are recorded for the rest of personnel (administrative, technical and catering staff, e.tc.) followed by medical and nursing staff and scientific staff (psychologists, social workers, physical therapists) (Table 8, Graphs 7,8).

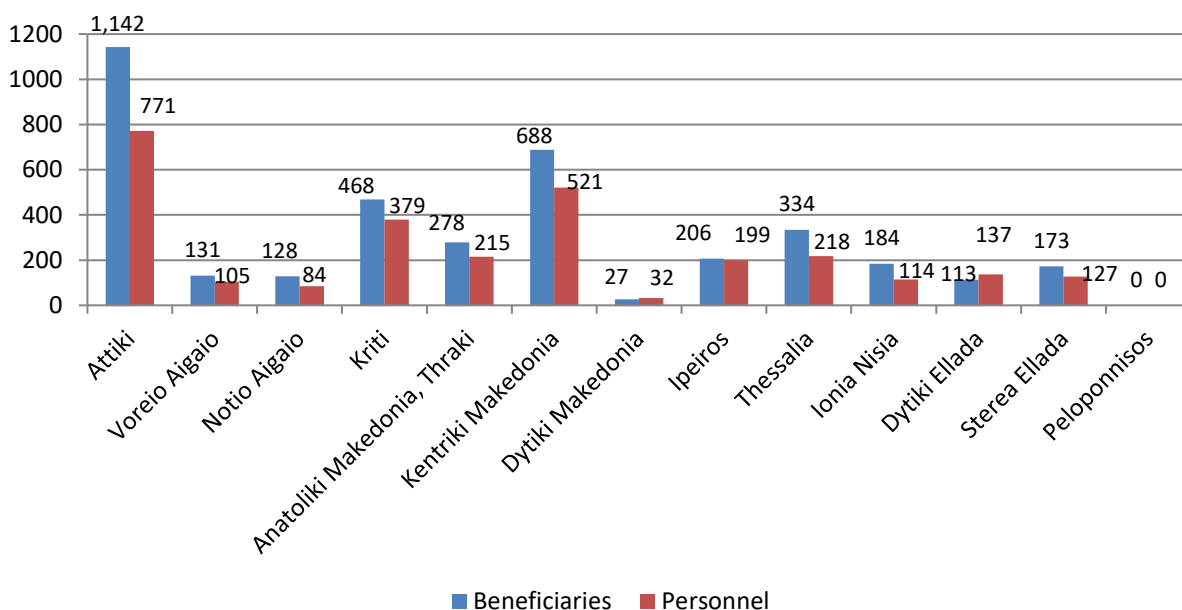
Table 8. Regional distribution of beneficiaries by gender and employees by specialty in Social Care Units in the country for the year 2021

REGIONS	Number of Units	% Distribution of Social Care Units	BENEFICIARIES			PERSONNEL			
			Males	Females	Total	Medical & Nursing staff	Specialized Scientists	Rest of personnel	Total
Attiki	19	24.4	582	560	1,142	226	81	464	771
Voreio Aigaio	3	3.9	54	77	131	49	1	55	105
Notio Aigaio	4	5.1	63	65	128	42	4	38	84
Kriti	10	12.8	243	225	468	165	21	193	379
Anatoliki Makedonia, Thraki	6	7.7	159	119	278	97	15	103	215
Kentriki Makedonia	10	12.8	338	350	688	239	23	259	521
Dytiki Makedonia	1	1.3	15	12	27	2	4	26	32
Ipeiros	7	9.0	70	136	206	90	11	98	199
Thessalia	5	6.4	168	166	334	141	13	64	218
Ionia Nisia	4	5.1	67	117	184	58	4	52	114
Dytiki Ellada	5	6.4	39	74	113	80	6	51	137
Stereia Ellada	4	5.1	86	87	173	70	5	52	127
Peloponnisos	0	0	0	0	0	0	0	0	0
TOTAL	78	100.0	1,884	1,988	3,872	1,259	188	1,455	2,902

Graph 7. Percentage distribution of the number of Social Care Units (NPDD), year 2019



Graph 8. Regional distribution of beneficiaries and persons employed in all the social care units for the year 2021



EXPLANATORY NOTES

Purpose of the Survey on Social Care Units	<p>The Survey on Social Care Units monitors, at a biennial basis, the number of Social Care Units all over Greece. It is a census survey aiming at collecting non-financial data concerning the Social Care Units that operate as Legal Entities of Public Law. As Legal Entities of Public Law are considered those entities of which the purpose is to serve and accomplish a certain state function or public service, are founded by the state and undertake duties and rights independently on legal basis (they have independent legal capacity). Typical legal entities of public law are the Local Government Organizations (municipalities and regions), the Greek Orthodox Church, the National Center of Social Solidarity (EKKA), the National Foundation for the Deaf (EIK) and the Training and Rehabilitation Center for the Blind (KEAT), the last three are under the supervision of the Ministry of Labour and Social Affairs. Moreover by the articles 102 & 103 of the Law 3852/2010 is provided for that each municipality is able to constitute or possess up to two legal entities, one in the sector of social protection, solidarity and education and one in the sector of civilization, sports and environment as it is provided for by the Law 3463/2006 article 75.</p> <p>This survey collects data on the characteristics of the in-patient or out-patient care units, data on their personnel and on the beneficiaries of the units.</p>
Legal Framework	<p>The survey is conducted pursuant to the Law 3832/2010, as amended and in force.</p>
Reference period	<p>The survey refers to the social care units that were operating on the 31st of December of the reference year.</p>
Coverage	<p>The survey covers Greece total. The data are collected at the level of the Region (NUTS 2). The Legal Entities of Public Law include: Units of Long Term Care, Units of Recovery and Rehabilitation of people with disabilities, Units for the Protection of Children and other Legal Entities of Public Law to help vulnerable groups.</p> <p>Based on the Law 4025/2011 (Article 1) on the “Reconstruction of the National Social Welfare System”, as amended by the Law 4109/2013 (Article 9), the units that used to be Legal Entities of Public Law have merged and are now operating as branches of the new Regional Social Welfare Centers (KKPP), which amount to 12 (one centre per NUTS 2 Region, except for the Region of Peloponnisos). Each Regional Social Welfare Centre encompasses the corresponding units or branches, which are grouped into 3 categories: units for People with Disabilities or Chronic Diseases, units for the Protection of Children and units for the Recovery and Rehabilitation of People with Disabilities. These units take care of persons with disabilities and chronic diseases, nurse elderly, nestle children and juveniles, as well as offer outpatient care to minors having developmental disorders (1 branch) and also offer rehabilitation services to disabled. In this group of units (i.e. KKPP) has been included one unit which previously belonged to the Center of Social Welfare of Sterea Ellada and runs independently now as a Long Term Nursing Home, for comparison reasons of the time series.</p> <p>The rehabilitation services previously provided by the Centers for Recovery and Physical and Social Rehabilitation (KAFKA) and the Centers for Education, Social Support and Training for the Disabled (KEKYKAMEA) were transferred to the public hospitals of the National Health System and are now provided through the</p>

Centers for Physical and Medical Rehabilitation (KEFIAP). After this change, the units reduced from 95 in period 2007-2011 to 58 in year 2013. Moreover, three independent institutions EKKA, EIK and KEAT under the supervision of the Ministry of Labour and Social Affairs, 9 municipal institutions in the form of nursing homes and orphanages, as well as the Juvenile Protection Company under the supervision of Ministry of Justice are also investigated.

Methodology The survey is a census survey covering all the Social Care Units and records the in-patient and out-patient welfare services provided by the State.

Definitions

- Out-patient care means care services provided to adults or minors who need help; these services are provided in a specific facility that operates specific hours during the day (excluding overnight stay), e.g., provision of day care services to children whose family cannot fulfill their parental role on account of economic or other reasons.
- In-patient care means the care services provided to vulnerable population groups who stay on a permanent or provisional basis in a specific facility (institution, unit), which covers, firstly, their basic needs (shelter, food) and, secondly, their sentimental or psychological social needs, e.g. children cities, homes for the elderly, etc.
- Personnel include all the persons employed in the social care units including permanent personnel and those working under contract of limited or unlimited duration.
- Beneficiaries are the people who are entitled to receive material and psychological care services provided by the Social Care Units.

References More information on the survey on Social Care Units can be found on the website of ELSTAT, at: <http://www.statistics.gr/el/statistics/-/publication/SHE27/->