



PRESS RELEASE

SURVEY ON THE ACTIVITIES OF STATE – MUNICIPAL THEATRES AND ORCHESTRAS: 2018

The Hellenic Statistical Authority (ELSTAT) announces a Press Release presenting the data of the Survey on the activities of State – Municipal Theatres and Orchestras for the period 2017-2018⁽¹⁾.

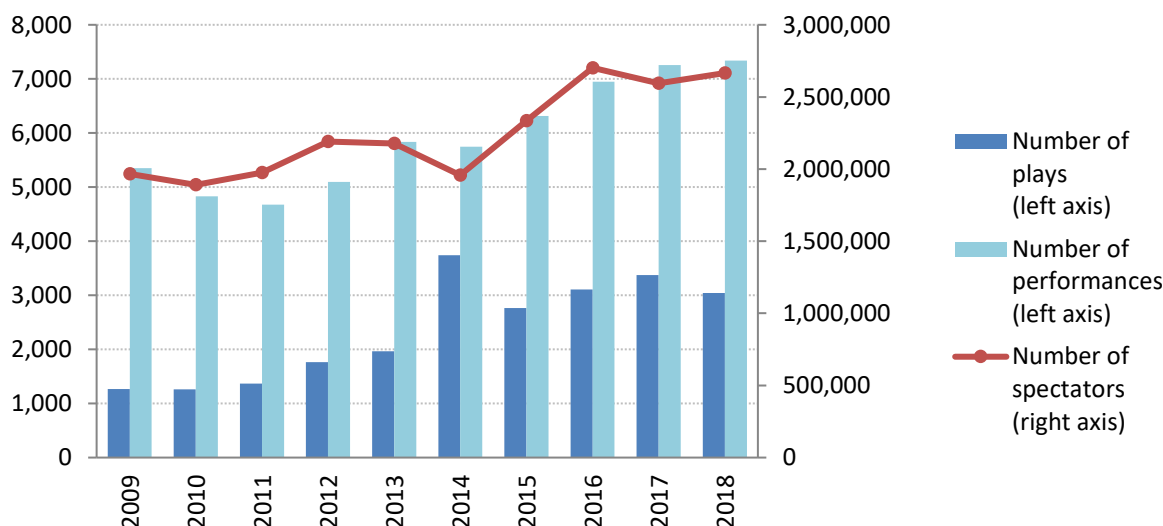
The Survey on the Activities of State Municipal Theatres and Orchestras is a yearly census survey. The survey collects data pertaining to the type of the artistic shows (ancient Greek drama, classical drama and contemporary drama plays, opera, concerts, etc.), as well as to the number of plays, performances and spectators, by type of show, in state municipal theatres and orchestras. On the basis of the available data from the survey conducted in 2018 but also from the surveys during the last ten years, the following are observed:

As regards the activities that took place in 2018 in comparison with 2017, a decrease of 9.8% is recorded in the number of plays, an increase of 1.1% is observed in the number of performances and an increase of 2.7% in the number of spectators (Table 1, Graph 1).

As regards the number of spectators in State Municipal Theatres and Orchestras, it is observed that in winter season, the largest number of spectators is recorded for “concerts” (289,975), “children’s theatre” (237,590) and “classical theatre” (205,471). Moreover, during the summer season the biggest number of spectators is recorded for “concerts” (374,645), “ancient Greek drama plays” (238,884) and “dance” (100,938) (Table 2, Graph 2).

The total amount of subsidies paid to State Municipal Theatres and Orchestras in 2018 amounted to 54,053,581 euro (Table and Graph 3).

Graph 1. Activities of State – Municipal Theatres and Orchestras, 2009-2018



(1) The reference year of the survey refers to the “theatrical year” which begins on 1st October of year t-1 and ends in September of the next year (year t).

Information on methodological issues:

Sectoral Statistics Division
Tourism and Cultural Statistics Section
Head of the Section: Asimina Katri
Tel: +30 213 135 2168
Fax : +30 213 135 2947
e-mail: a.katri@statistics.gr

Information for data provision:

Tel. +30 213 135 2022, 2308, 2310
[e-mail: data.dissem@statistics.gr](mailto:data.dissem@statistics.gr)

Table 1. Activities of State – Municipal Theatres and Orchestras, 2017-2018

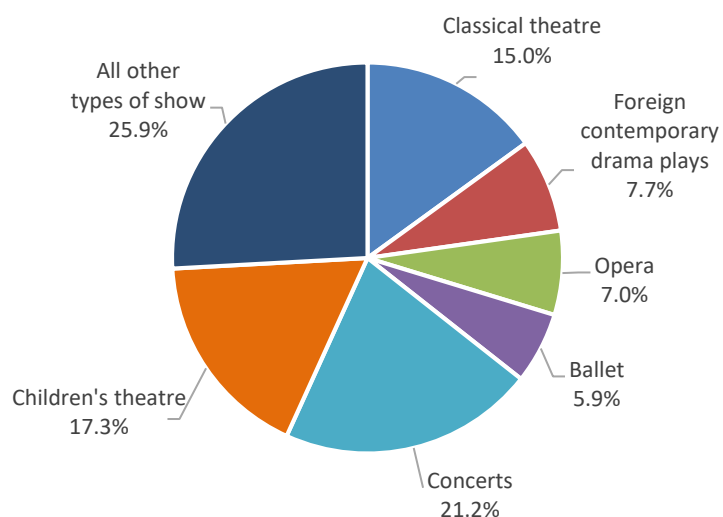
	2017	2018	Change (%) 2018/2017
Number of plays	3,376	3,045	-9.8
Number of performances	7,257	7,337	1.1
Number of spectators	2,594,332	2,664,654	2.7

Table 2. Activities of State – Municipal Theatres and Orchestras, by type of show and period, 2018

Type of show	Winter season			Summer season		
	Number of plays	Number of performances	Number of spectators	Number of plays	Number of performances	Number of spectators
Ancient Greek drama	4	14	9,430	117	193	238,884
Classical theatre	108	878	205,471	33	97	40,022
Modern Drama	15	47	7,368	17	22	11,107
Satirical plays	15	27	4,060	1	1	700
Foreign comedy plays	9	64	10,107	24	80	21,185
Greek comedy plays	73	225	41,297	66	120	52,097
Foreign contemporary drama plays	26	582	106,035	17	46	12,463
Greek contemporary drama plays	48	447	65,880	24	80	14,139
Boulevard theatre	6	10	2,020	1	1	170
Romantic comedy	9	21	2,223	5	7	4,896
Musical theatre	20	62	16,444	25	30	30,700
Opera	49	148	95,321	9	25	57,639
Operetta	2	3	762	9	9	5,369
Ballet	27	79	80,889	34	40	35,127
Concerts	512	513	289,975	407	337	374,645
Dance	80	121	40,761	112	214	100,938
Children's theatre	152	1,144	237,590	106	109	52,034
Other	596	945	153,824	287	596	243,082
Total	1,751	5,330	1,369,457	1,294	2,007	1,295,197

Graph 2. Activities of State – Municipal Theatres and Orchestras (number of spectators), by type of show, 2018

a. Winter season



b. summer season

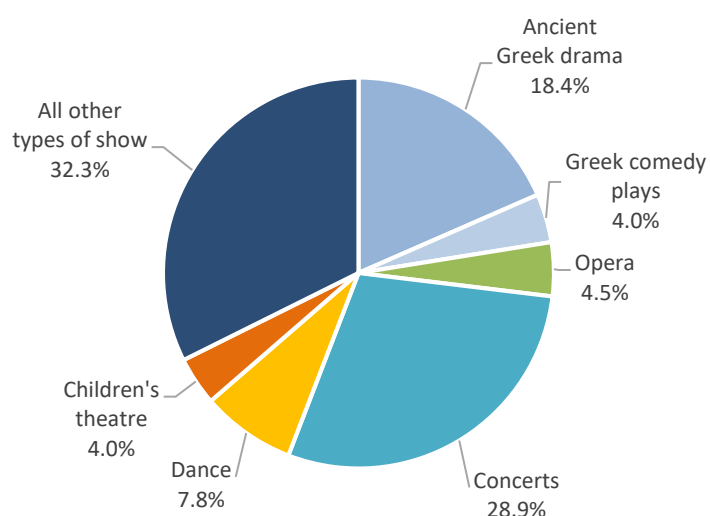


Table and Graph 3. Subsidies paid to State – Municipal Theatres and Orchestras, 2009-2018

Year	Subsidies (euro)
2009	55,573,772
2010	47,618,706
2011	42,859,416
2012	42,825,618
2013	54,730,305
2014	30,048,360
2015	30,801,600
2016	35,788,267
2017	41,337,129
2018	54,053,581

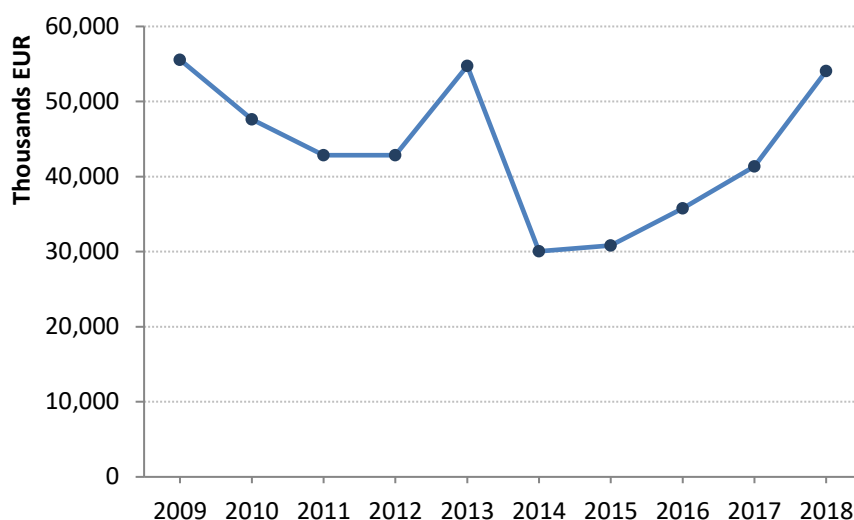
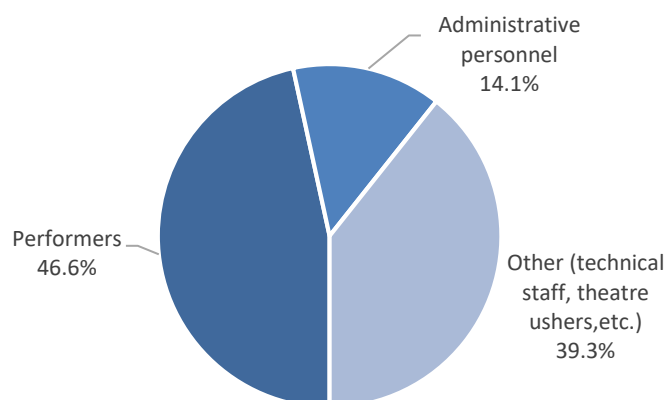


Table 4. Capacity of the facilities of State – Municipal Theatres and Orchestras, 2018

Number of seats	101,457
Surface area of halls (m ²)	60,013
Surface area of stages (m ²)	16,751
Surface area of dressing rooms (m ²)	10,824
Surface area of foyers (m ²)	21,455

Table and Graph 5. Persons employed in State – Municipal Theatres and Orchestras, 2018

Performers	1,853
Administrative personnel	561
Other (technical staff, theatre ushers, etc.)	1,564
Total personnel	3,978



EXPLANATORY NOTES

Survey on the activities of State – Municipal Theatre and Orchestras	The Survey on the Activities of State – Municipal Theaters and Orchestras is carried out since 1970. The survey collects data on the activities of the state municipal theatres and orchestras by type of show, and more specifically data on the number of plays and performances, as well as the number of spectators. Moreover, the survey collects data on the capacity of theatres' facilities, their personnel and the subsidies. This survey presents the activity of 138 State – Municipal Theaters and Orchestras.
Legal framework	The survey is conducted by virtue of the Law 3832/2010, as amended and in force.
Periodicity	Annual.
Methodology	The survey is a census survey and is carried out on an annual basis. The reference year of the survey refers to the “theatrical year” which begins on 1st October of year t-1 and ends in September of the next year (year t).The data are collected from the State Theatres of Greece, such as the Odeon of Herodes Atticus, the Ancient Theatre of Epidavros, the Municipal Regional Theatres and Orchestras and other Municipal Theatres.
References	More information on the Survey on the Activities of State – Municipal Theaters and Orchestras are available on the website of the Hellenic Statistical Authority (ELSTAT) (www.statistics.gr) at: https://www.statistics.gr/en/statistics/-/publication/SCI15/-