



PRESS RELEASE

SURVEY ON THE ACTIVITIES OF STATE – MUNICIPAL THEATRES AND ORCHESTRAS: 2019

The Hellenic Statistical Authority (ELSTAT) announces the data of the Survey on the activities of State – Municipal Theatres and Orchestras for the period 2018-2019⁽¹⁾.

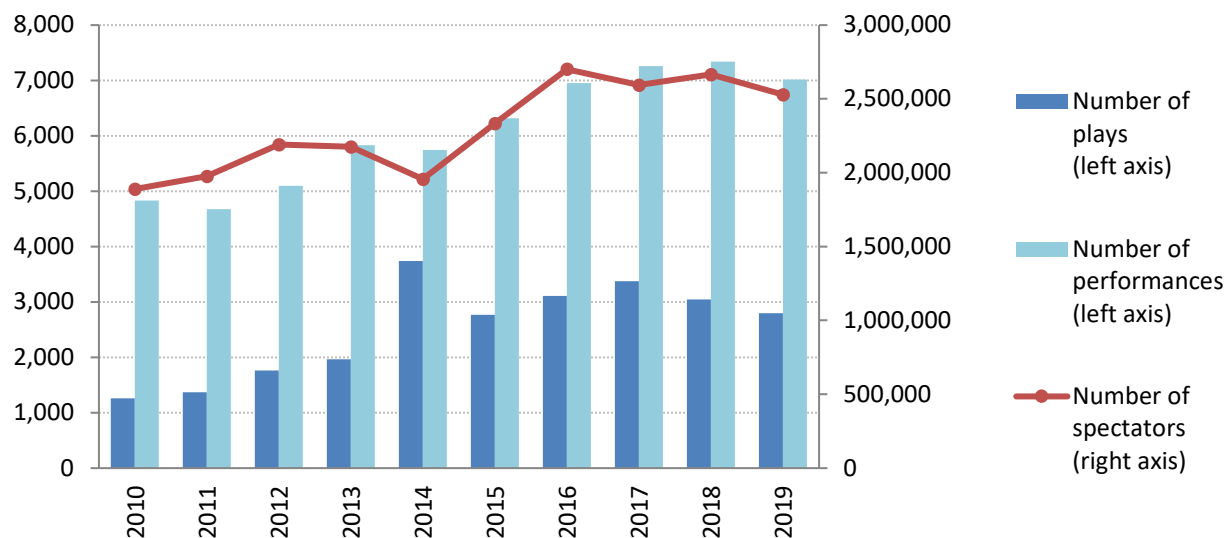
The Survey on the Activities of State Municipal Theatres and Orchestras is a yearly census survey. The survey collects data pertaining to the type of the artistic shows (ancient Greek drama, classical drama and contemporary drama plays, opera, concerts, etc.), as well as to the number of plays, performances and spectators, by type of show, in state municipal theatres and orchestras. On the basis of the available data from the survey conducted in 2019 but also from the surveys during the last ten years, the following are observed:

As regards the activities that took place in 2019 in comparison with 2018, a decrease of 8.2% is recorded in the number of plays, a decrease of 4.3% is observed in the number of performances and a decrease of 5.1% in the number of spectators (Table 1, Graph 1).

As regards the number of spectators in State Municipal Theatres and Orchestras, it is observed that in winter season, the largest number of spectators is recorded for “children’s theatre” (350,068), “concerts” (294,462), and “classical theatre” (140,449). Moreover, during the summer season the biggest number of spectators is recorded for “concerts” (366,938), “ancient Greek drama plays” (137,726) and “children’s theatre” (100,207) (Table 2, Graph 2).

The total amount of subsidies paid to State Municipal Theatres and Orchestras in 2019 amounted to 41,798,193 euro (Table and Graph 3).

Graph 1: Activities of State – Municipal Theatres and Orchestras, 2010-2019



(1) The reference year of the survey refers to the “theatrical year” which begins on 1st October of year t-1 and ends in September of the next year (year t).

Information on methodological issues:

Sectoral Statistics Division
Tourism and Cultural Statistics Section
Head of the Section: Asimina Katri
Tel: +30 213 135 2168
Fax : +30 210 482 2669
e-mail: a.katri@statistics.gr

Information for data provision:

Tel. +30 213 135 2022, 2308, 2310
[e-mail: data.dissem@statistics.gr](mailto:data.dissem@statistics.gr)

Table 1: Activities of State – Municipal Theatres and Orchestras, 2018-2019

	2018	2019	Change (%) 2019/2018
Number of plays	3,045	2,795	-8.2%
Number of performances	7,337	7,018	-4.3%
Number of spectators	2,664,654	2,529,723	-5.1%

Table 2: Activities of State – Municipal Theatres and Orchestras, by type of show and period, 2019

Type of show	Winter season			Summer season		
	Number of plays	Number of performances	Number of spectators	Number of plays	Number of performances	Number of spectators
Ancient Greek drama	4	4	555	65	91	137,726
Classical theatre	64	547	140,449	78	102	59,453
Modern Drama	19	311	51,252	19	24	10,906
Satirical plays	2	2	625	4	5	4,212
Foreign comedy plays	16	102	14,522	35	97	25,832
Greek comedy plays	60	348	53,023	93	131	69,033
Foreign contemporary drama plays	23	345	50,548	20	35	16,346
Greek contemporary drama plays	40	491	77,641	49	88	43,517
Boulevard theatre	2	4	600	3	3	1,800
Romantic comedy	5	8	1,320	7	8	2,131
Musical theatre	14	112	21,717	10	13	7,400
Opera	31	93	57,641	16	38	76,024
Operetta	3	13	6,743	5	5	2,160
Ballet	27	104	82,480	18	23	19,387
Concerts	500	505	294,462	326	313	366,938
Dance	89	145	44,257	95	170	73,240
Children's theatre	208	1,576	350,068	201	236	100,207
Other	346	651	165,644	298	275	99,864
Total	1,453	5,361	1,413,547	1,342	1,657	1,116,176

Graph 2: Activities of State – Municipal Theatres and Orchestras (number of spectators), by type of show, 2019

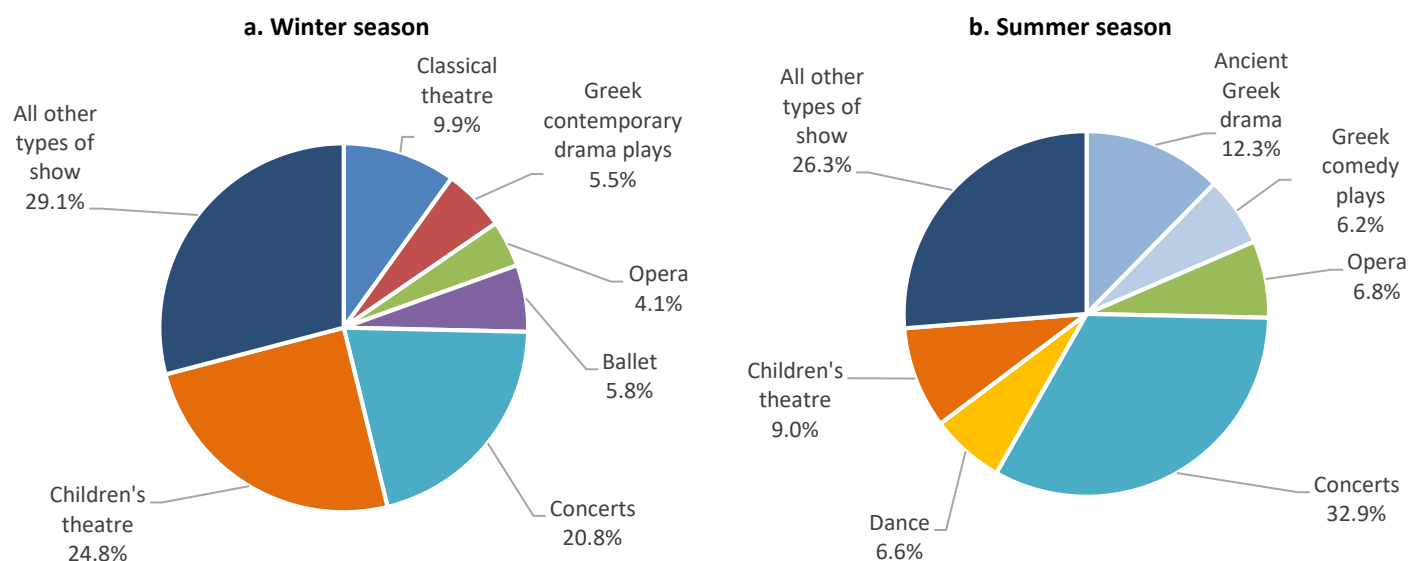


Table and Graph 3: Subsidies paid to State – Municipal Theatres and Orchestras, 2010-2019

Year	Subsidies (euro)
2010	47,618,706
2011	42,859,416
2012	42,825,618
2013	54,730,305
2014	30,048,360
2015	30,801,600
2016	35,788,267
2017	41,337,129
2018	54,053,581
2019	41,798,193

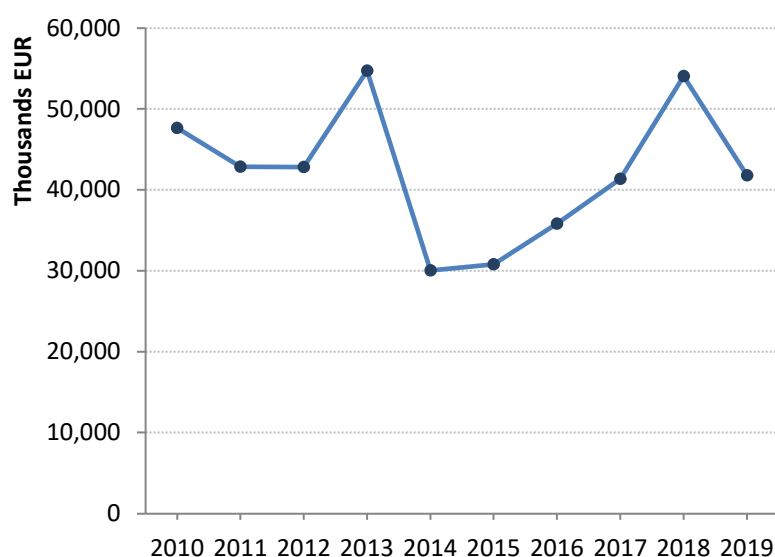


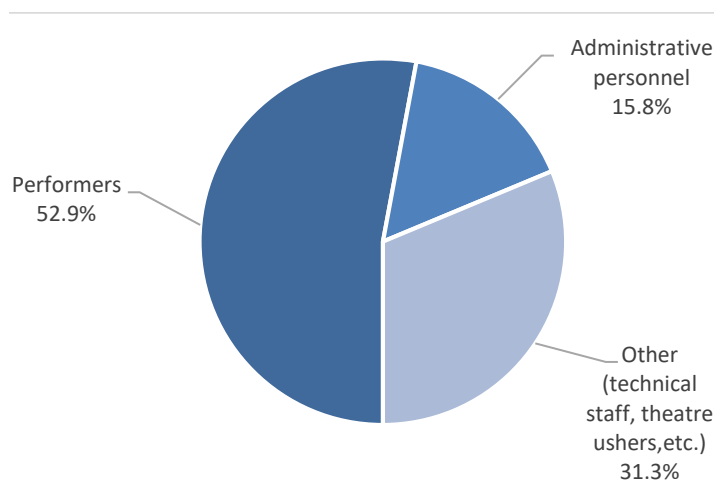
Table 4: Capacity of the facilities of State – Municipal Theatres and Orchestras, for years 2017, 2018 and 2019

	2017	2018	2019
Number of seats	98,201	101,457	91,632
Surface area of halls (m ²) ¹	39,575 ¹	37,193 ¹	38,670
Surface area of stages (m ²)	16,294	16,751	18,585
Surface area of dressing rooms (m ²)	11,009	10,824	11,924
Surface area of foyers (m ²)	21,712	21,455	22,974

¹ Revised data

Table and Graph 5: Persons employed in State – Municipal Theatres and Orchestras, 2019

Performers	2,128
Administrative personnel	634
Other (technical staff, theatre ushers, etc.)	1,258
Total personnel	4,020



EXPLANATORY NOTES

Survey on the activities of State – Municipal Theatre and Orchestras	The Survey on the Activities of State – Municipal Theaters and Orchestras is carried out since 1970. The survey collects data on the activities of the state municipal theatres and orchestras by type of show, and more specifically data on the number of plays and performances, as well as the number of spectators. Moreover, the survey collects data on the capacity of theatres' facilities, their personnel and the subsidies. This survey presents the activity of 138 State – Municipal Theaters and Orchestras.
Legal framework	The survey is conducted by virtue of the Law 3832/2010, as amended and in force.
Periodicity	Annual.
Methodology	The survey is a census survey and is carried out on an annual basis. The reference year of the survey refers to the “theatrical year” which begins on 1st October of year t-1 and ends in September of the next year (year t). The data are collected from the State Theatres of Greece, such as the Odeon of Herodes Atticus, the Ancient Theatre of Epidavros, the Municipal Regional Theatres and Orchestras and other Municipal Theatres.
References	More information on the Survey on the Activities of State – Municipal Theaters and Orchestras are available on the website of the Hellenic Statistical Authority (ELSTAT) (www.statistics.gr) at: https://www.statistics.gr/en/statistics/-/publication/SCI15/-