


Brief instructions for the submission of statistical data provision requests on ELSTAT' portal

Before submitting a request on ELSTAT's portal for the provision of statistical data you must first register. You must not use Microsoft browsers.

Going to ELSTAT's home page, you must "click" on the word shown below.



Once this is done, the registration form below will appear, which you must fill in.

 **Hellenic Statistical Authority**

Registration Form Greek

Enter your user name:*

Enter your password:*
! Password must contain at least: 6 characters, 1 digit, 1 special character(@#\$% etc.) and no white space.

Confirm Password:*


Enter your email:*

Firstname:*

Lastname:*

Company:

Register

Developed by  **CyberStream**
TECHNOLOGIES

In case the form does not appear on your screen as it is shown here, you will have to refresh the page (Ctrl + F5).

All the form fields, except one, have a red asterisk, which means they are mandatory.

In the field "user name" you must use small Latin characters without spaces.

For filling in the "password" field relevant information appears, and the password must be given 2 times for verification.

The "email" field must be filled in carefully because on the one hand this will be the entry "username" and on the other hand, the automated confirmation email will be sent to this email address.

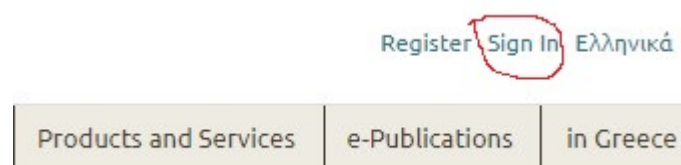
Note: If you use a service email, your agency may have a security policy such that it does not accept confirmation emails. In this case you must necessarily register by using an international organization email, e.g., gmail.

In the "Firstname" and "Lastname" fields, you fill in your first and last name.

The "Company" field is optional.

When you have filled in these fields press the "Register" button. A message that your data have been successfully entered will appear in the form, and in a short period of time (up to 2-3 hours) you should receive the automated confirmation email. Following the instructions on this email you will finalize your account

After finalizing your account, in order to log in you should go to the home page and "click" on the word shown below



Then, the following login screen will appear



Hellenic Statistical Authority

For security reasons, please Log Out and Exit your web browser when you are done accessing services that require authentication!

Enter your Email and Password

Email:

Password:

LOGIN

clear

[Reset Password](#)

If you enter a wrong email/password, a relevant message will appear. If you have forgotten your password, by "clicking" on "Reset Password" you will receive a new password. If, despite this, you cannot connect again, you must contact the site administrator, Mr. Solon Marinakis, on the phone 2131352101.

If you see the screen below you are logged in.



After you are logged in, you can go to the route :

/ Products and Services / Provision of statistical data / Statistical data request /

where you should fill in the request form. This form has also mandatory and optional fields.

Great attention must be paid to the bottom of the form. Six (6) uppercase letters of the Latin alphabet must appear in the marked part. You will have to type these letters in the box below.

If the letters do not appear, you have to refresh the page (Ctrl + F5). If you do not type the letters, the request cannot be submitted.

Attach files

Επιλογή αρχείων Δεν επι... αρχείο.

Please enter the letters displayed:
IVYMDQ

Click to change

Submit Clear form

I accept the terms *

After submitting the request, you will receive an automated email with your request ID number.