



HELLENIC REPUBLIC
HELLENIC STATISTICAL AUTHORITY

Piraeus, 8 April 2022

PRESS RELEASE

SURVEY ON IRON AND STEEL INDUSTRY: 2020

The Hellenic Statistical Authority (ELSTAT) announces the results of the Annual Survey on Iron and Steel Industry, for the year 2020. More specifically:

- The total quantity of scrap for use in the iron and steel industry recorded a decrease of 4.8% in 2020 compared with 2019. A decrease of 6.5% had been recorded in the corresponding quantity of scrap in 2019 compared with 2018 (Table 1).
- The total quantity of scrap consumed by the iron and steel industry decreased by 1.8% in 2020 compared with 2019. In 2019, a decrease of 7.3% had been recorded in the corresponding quantity of scrap consumed compared with 2018 (Table 1).
- The consumption of electricity in the iron and steel industry decreased by 2.0% in 2020 compared with 2019. In 2019, a decrease of 5.4% had been recorded in the corresponding consumption of electricity compared with 2018 (Table 2).
- In 2020, the total investment in the iron and steel industry amounted to 10.6 million euro. In 2019 and 2018 total investment amounted to 10.7 and 8.7 million euro respectively (Graph 3).

Information for methodological issues:

Business Statistics Division
Structural Business Statistics Section
Head of the Section: Andriana Dafni
Tel: +30 213 1352044
E-mail: a.dafni@statistics.gr

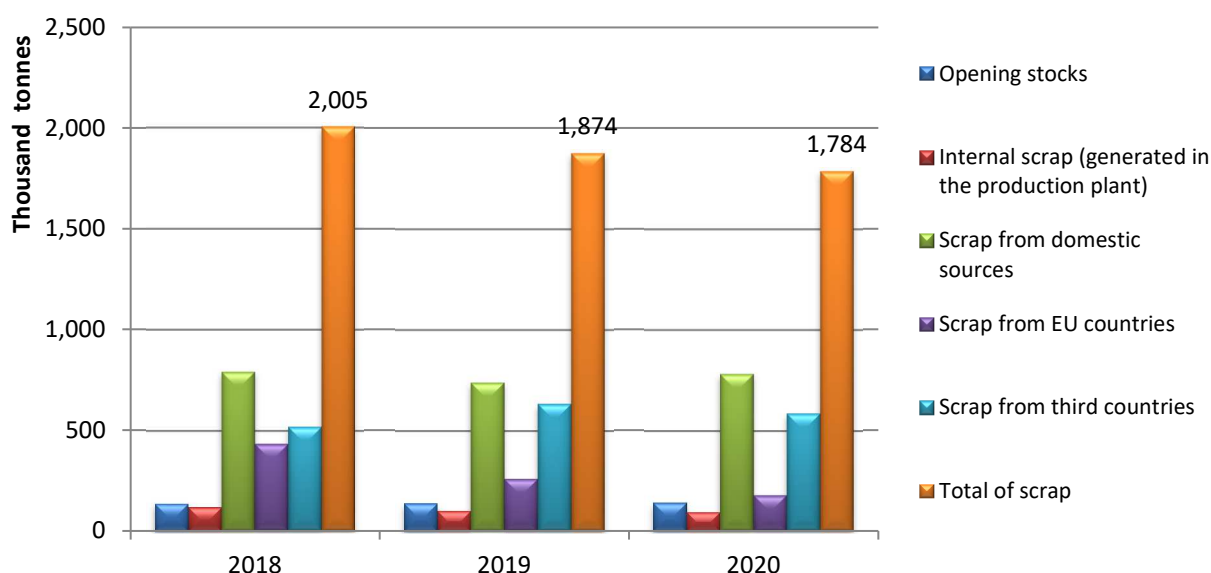
Information for data provision:

Tel. +30 213 1352022, 2310, 2308
Email: data.dissem@statistics.gr

Table 1: Scrap for use and consumption of scrap (in tonnes) in Iron and Steel Industry by origin of scrap, 2018-2020

	2018	2019	2020	Change %	
				2020/2019	2019/2018
Opening stocks	139,011	139,495	142,822	2.4	0.3
Internal scrap (generated in the production plant)	121,712	103,673	97,150	-6.3	-14.8
Total scrap deliveries, of which	1,743,825	1,630,886	1,544,431	-5.3	-6.5
<i>Scrap from domestic sources</i>	790,396	737,623	779,897	5.7	-6.7
<i>Scrap from EU countries</i>	434,827	260,631	179,345	-31.2	-40.1
<i>Scrap from third countries</i>	518,602	632,632	585,189	-7.5	22.0
Scrap for use (total)	2,004,548	1,874,054	1,784,403	-4.8	-6.5
Consumption of scrap	1,707,248	1,581,963	1,553,002	-1.8	-7.3

Graph 1a: Scrap for use in Iron and Steel Industry by origin of scrap, 2018-2020



Graph 1b: Percentage distribution of scrap deliveries by countries of origin in Iron and Steel Industry, 2020

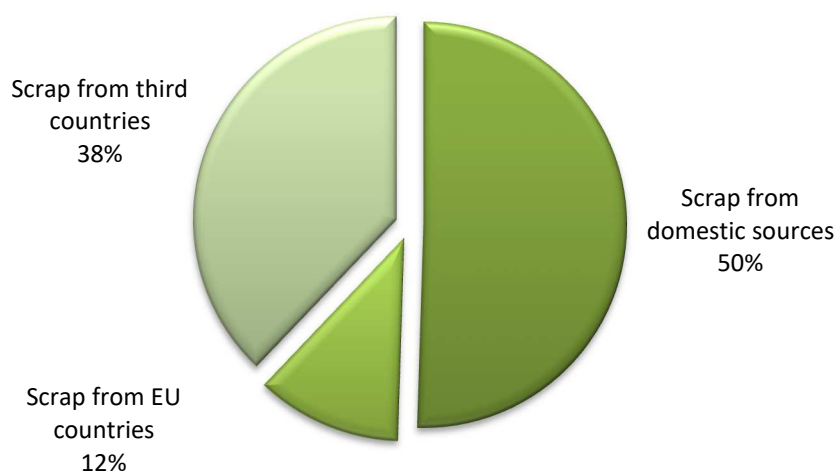
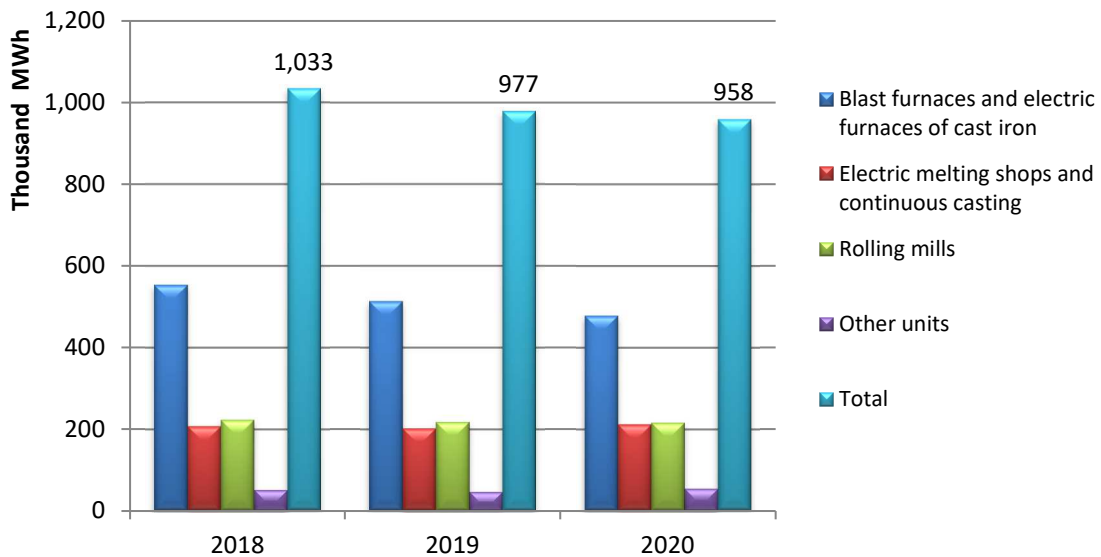


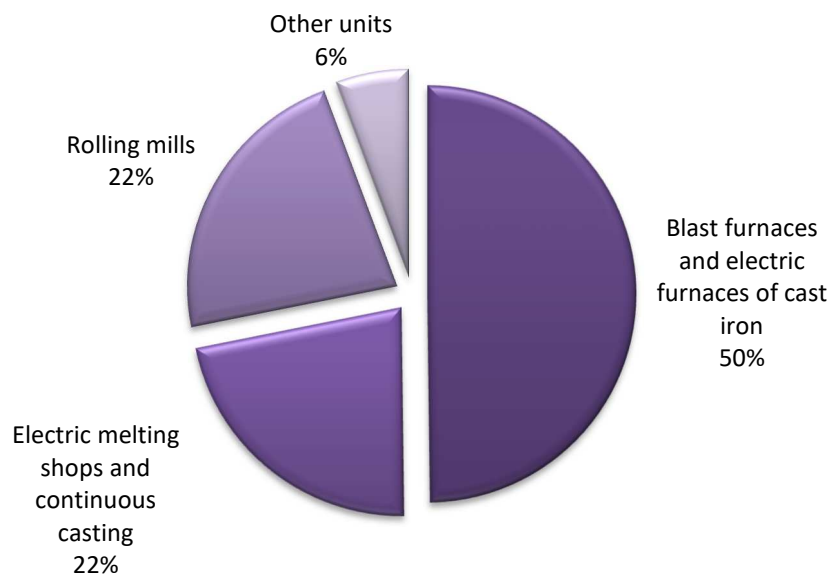
Table 2: Consumption of electricity (in MWh) in Iron and Steel Industry, by category of use, 2018-2020

	2018	2019	2020	Change %	
				2020/2019	2019/2018
Blast furnaces and electric furnaces of cast iron	552,393	512,318	477,114	-6.9	-7.3
Electric melting shops and continuous casting	206,823	201,459	211,261	4.9	-2.6
Rolling mills	222,063	216,762	215,413	-0.6	-2.4
Other units	51,689	46,935	54,272	15.6	-9.2
Total	1,032,968	977,474	958,060	-2.0	-5.4

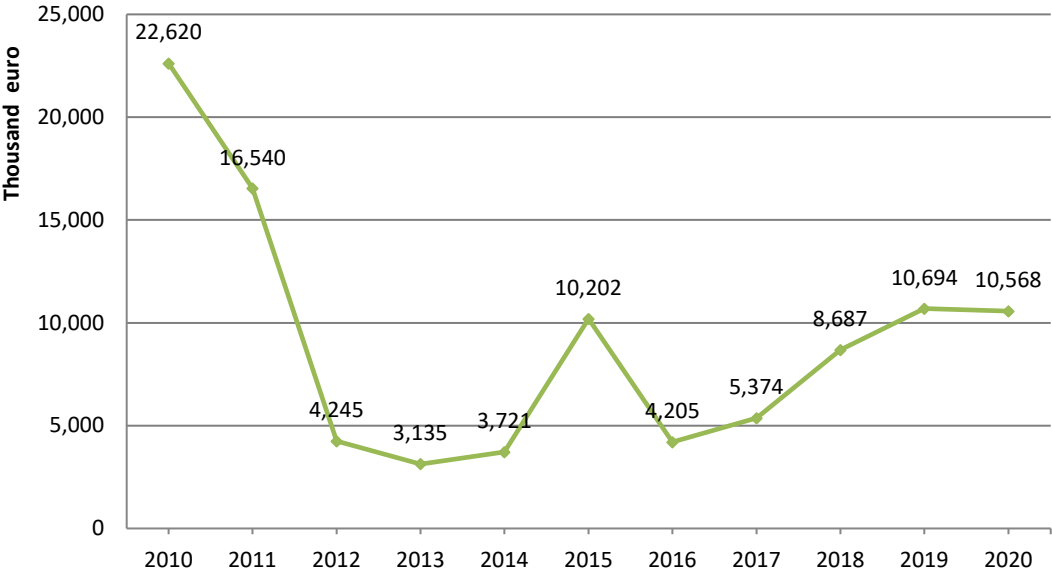
Graph 2a: Consumption of electricity in Iron and Steel Industry, by category of use, 2018-2020



Graph 2b: Percentage distribution of electricity consumption in Iron and Steel Industry, by category of use, 2020



Graph 3: Total investment in Iron and Steel Industry, 2010-2020



EXPLANATORY NOTES

<i>Survey on the Iron and Steel Industry</i>	The Survey on Iron and Steel Industry is an annual survey. The aim of the survey is to produce data on electricity consumption, investment expenditure and scrap of steel and casting of iron industries.
<i>Legal framework</i>	The survey is conducted in the framework of the Regulation 48/2004 of the European Parliament and of the Council.
<i>Reference period</i>	Year 2020.
<i>Coverage</i>	The survey covers all the manufacturing establishments in Greece, classified under the groups 24.51 and 24.52 of the statistical classification of economic activities Nace Rev.2.
<i>Statistical Unit</i>	The statistical unit is the factory, classified in 24.5 group of Nace Rev.2, manufacturing cast iron and steel products, or similar products.
<i>Methodology</i>	The survey is conducted on a census basis.
<i>Variables</i>	The main variables of the survey are: <ul style="list-style-type: none">- cast iron and steel scrap,- electricity consumption,- investment expenditure. The scrap is measured in tonnes, the electricity consumption in MWh and investment expenditure in euro.
<i>References</i>	More information, on the Survey on Iron and Steel Industry are available on the website of ELSTAT, www.statistics.gr , at the following link: "Industry, Trade, Services, Transport > Manufacturing products > Iron and Steel".