

ARRIVALS AND NIGHTS SPENT, 2020 IN TOURIST CAMPSITES

208.5
thousands
ARRIVALS

2020*/2019

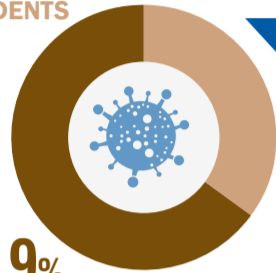
-56.2%

899.1
thousands
NIGHTS SPENT

2020*/2019

-57.4%

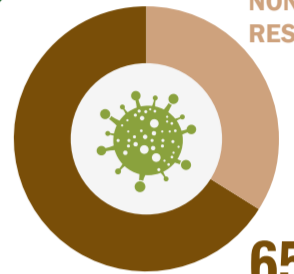
35.1%
NON-RESIDENTS



64.9%
RESIDENTS

*COVID-19 pandemic

34.1%
NON-RESIDENTS



65.9%
RESIDENTS

ARRIVALS/NIGHTS SPENT OF NON-RESIDENTS

BY NUTS 1 REGION, 2 MOST IMPORTANT COUNTRIES OF USUAL RESIDENCE

VOREIA ELLADA

93,374

ARRIVALS



BULGARIA



GERMANY

487,099

NIGHTS SPENT



BULGARIA



ROMANIA

ATTIKI

1,899

ARRIVALS



GERMANY



FRANCE

3,763

NIGHTS SPENT



GERMANY



FRANCE

KENTRIKI ELLADA

83,875

ARRIVALS



GERMANY



FRANCE

334,835

NIGHTS SPENT



GERMANY



ITALY

NISIA AIGAIU, KRITI

29,324

ARRIVALS



FRANCE



GERMANY

73,420

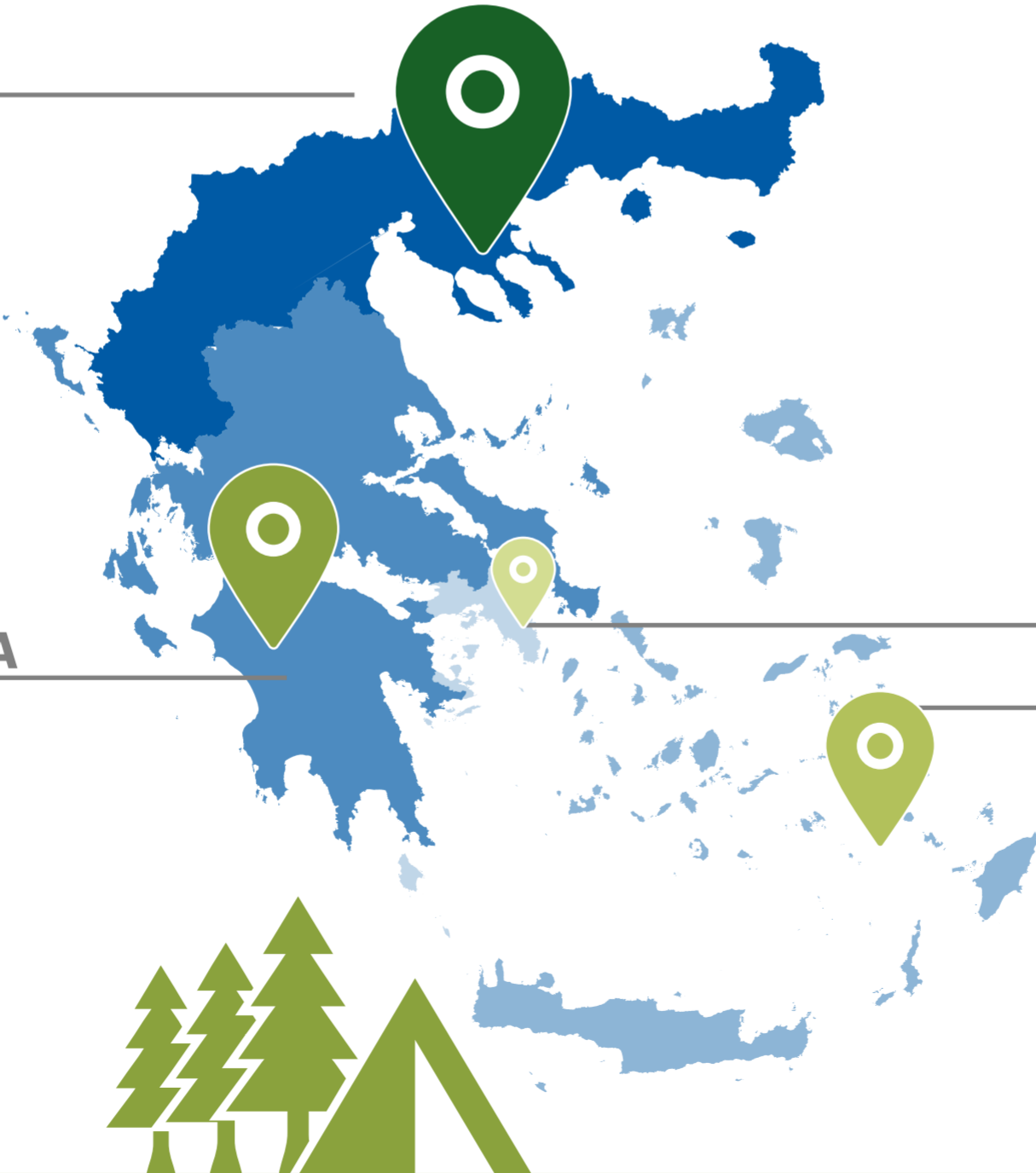
NIGHTS SPENT



FRANCE



GERMANY



infographic
ELSTAT

Source: Hellenic Statistical Authority/ 22 July 2021

#GreekDataMatter