



HELLENIC REPUBLIC



HELLENIC STATISTICAL AUTHORITY

Piraeus, 27 June 2025

## ROAD FREIGHT TRANSPORT STATISTICS: 4<sup>th</sup> Quarter 2024

The Hellenic Statistical Authority announces the results of the road freight transport survey for the 4<sup>th</sup> quarter of 2024.

- In the 4<sup>th</sup> quarter of 2024 compared to the 4<sup>th</sup> quarter of 2023 a decrease of 5.7% is observed in the total weight of goods, which were carried by road freight vehicles registered in Greece. In the 4<sup>th</sup> quarter of 2024 the weight of goods carried by national<sup>1</sup> and international<sup>2</sup> road transport vehicles amounted to 61,161.4 k-tonnes compared with 64,874.2 k-tonnes in the 4<sup>th</sup> quarter of 2023. The tonne-kilometres in the 4<sup>th</sup> quarter of 2024 amounted to 4,693,337.1 thousand against 5,026,443.2 thousand in the respective period of 2023 recording a decrease by 6.6% (Table 1, Graph 1).
- Regarding the type of cargo loading in Greece in terms of weight carried when comparing the 4<sup>th</sup> quarter of 2024 to the 4<sup>th</sup> quarter of 2023 an increase is observed in the categories "Palletised goods", "Liquid bulk goods (no cargo unit)" and "Any other type of cargo", with the most significant increase, in absolute values, in "Palletised goods" by 1,701.1 k-tonnes. A decrease is observed in the categories "Solid bulk goods (no cargo unit)", "Freight containers" and "Mobile, self-propelled units" with the most significant decrease, in absolute values, in "Solid bulk goods (no cargo unit)" by 6,568.5 k-tonnes". In terms of tonne-kilometres an increase is observed in the categories "Solid bulk goods (no cargo unit)", "Liquid bulk goods (no cargo unit)" and "Freight containers" with the most significant increase, in absolute values, in "Solid bulk goods (no cargo unit)" by 151,873.3 thousand tonne-kilometres. A decrease is observed in the categories "Palletised goods", "Any other type of cargo" and "Mobile, self-propelled units" with the most significant decrease, in absolute values, in "Palletised goods" by 233,544.7 tonne-kilometres (Table 2, Graph 2).
- Table 3 illustrates loading data regarding the weight of freight and tonne-kilometres effected at the level of Large Geographical Areas (NUTS I). 40.4% of the loadings were observed in Kentriki Ellada, recording an increase by 9.3% in the 4<sup>th</sup> quarter of 2024 compared with the 4<sup>th</sup> quarter of 2023. Over the same period, the most significant increase of 11.8% was observed in Attiki (Graphs 3 and 4).
- Table 4 illustrates unloading data regarding the weight of freight and tonne-kilometres effected at the level of Large Geographical Areas (NUTS I). 39.4% of the unloadings were observed in Kentriki Ellada, recording an increase of 7.5% in the 4<sup>th</sup> quarter of 2024 compared with the 4<sup>th</sup> quarter of 2023. Over the same period, the most significant increase of 11.1% was observed in Attiki (Graphs 5 and 6).

### Information on methodological issues:

Division of Sectoral Statistics  
Section of Transport Statistics  
C. Vlachos  
Tel: +30 213 135 3094  
e mail: [c.vlachos@statistics.gr](mailto:c.vlachos@statistics.gr)

### Information for data provision:

Tel. +30 213 135 2023  
e mail: [data.dissem@statistics.gr](mailto:data.dissem@statistics.gr)

<sup>1</sup> National transport: transport where the point of departure and the point of arrival are located within Greece.

<sup>2</sup> International transport: the transport by a loaded or unloaded vehicle where the point of departure and the point of arrival are in different EU Member States, or from an EU Member State to a non-EU Member State, or between non-EU Member States.

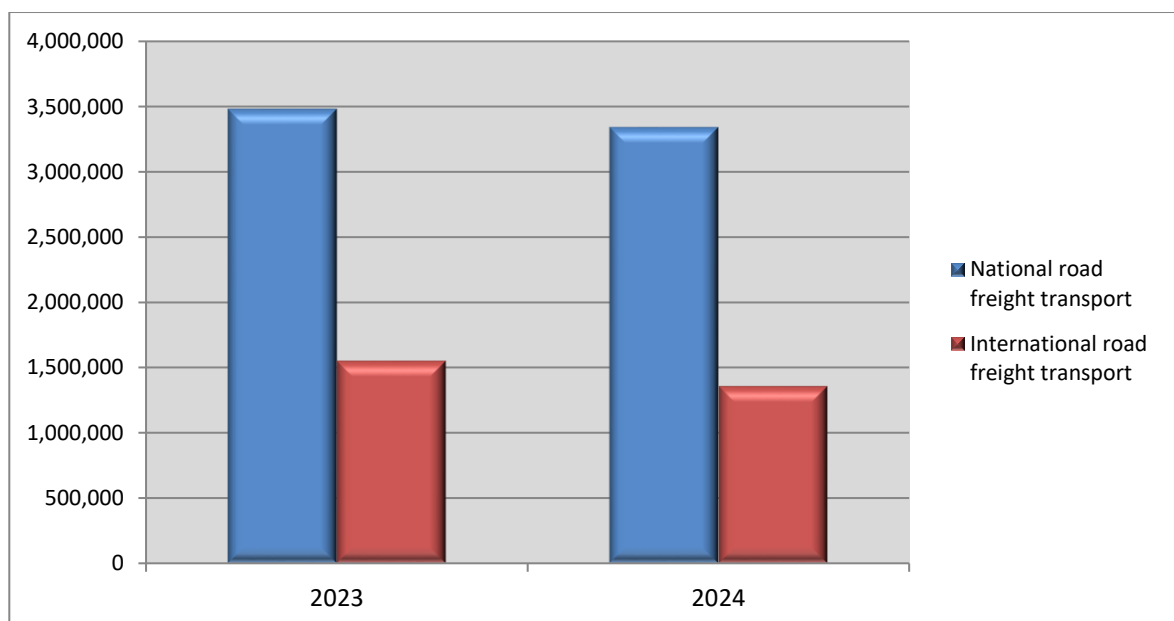
**TABLE 1. Weight of transported goods and tonne-kilometres<sup>1</sup> effected by road freight vehicles registered in Greece (national and international), 4th quarter of 2023-2024**

Type of road freight transport	Weight of transported goods (k-tonnes)			Transport performance in thousand tonne-Kilometers (k-tkm)		
	2023	2024	change %	2023	2024	change %
<b>Total</b>	<b>64,874.2</b>	<b>61,161.4</b>	<b>-5.7</b>	<b>5,026,443.2</b>	<b>4,693,337.1</b>	<b>-6.6</b>
National road freight transport	63,781.6	59,985.5	-6.0	3,479,245.3	3,339,627.8	-4.0
International road freight transport	1,092.7	1,175.9	7.6	1,547,197.9	1,353,709.3	-12.5

**Remark:** Any differences in the totals across tables are on account of rounding up

<sup>1</sup> Tonne-kilometres (tkm) = weight of transported goods x distance travelled

**Graph 1. Tonne-kilometres effected by road freight vehicles registered in Greece, 4<sup>th</sup> quarter of 2023-2024**

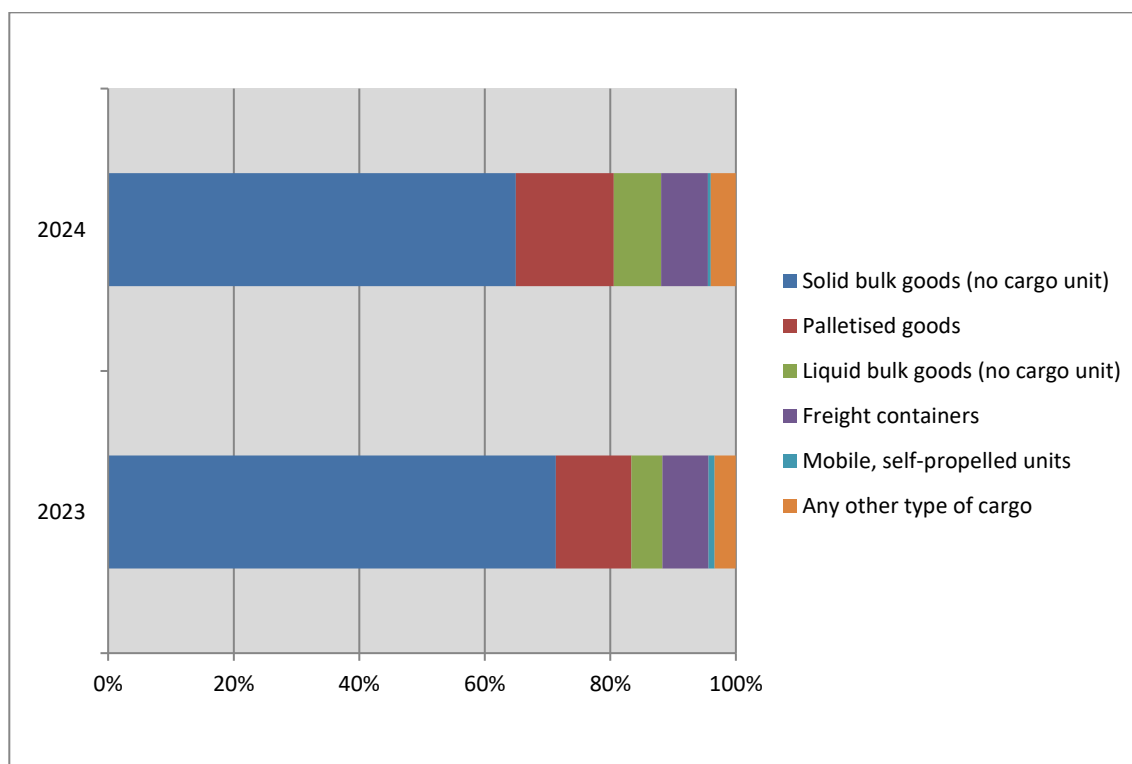


**TABLE 2. Weight of transported goods and tonne-kilometres effected by road freight vehicles registered in Greece, by type of cargo (transport packaging), 4th quarter of 2023-2024**

Type of cargo	Weight of transported goods (k-tonnes)			Transport performance in thousand tonne-kilometres (k-tkm)		
	2023	2024	change %	2023	2024	change %
<b>TOTAL</b>	<b>64,874.2</b>	<b>61,161.4</b>	<b>-5.7</b>	<b>5,026,443.2</b>	<b>4,693,337.1</b>	<b>-6.6</b>
1 - Transport of goods loaded in Greece	64,305.9	60,490.1	-5.9	4,175,851.3	3,959,606.3	-5.2
Solid bulk goods (no cargo unit)	45,863.2	39,294.7	-14.3	1,576,655.4	1,728,528.7	9.6
Palletised goods	7,725.3	9,426.4	22.0	1,921,974.9	1,688,430.3	-12.2
Liquid bulk goods (no cargo unit)	3,210.3	4,577.4	42.6	258,839.7	331,603.9	28.1
Freight containers	4,713.3	4,481.0	-4.9	94,485.7	101,483.2	7.4
Mobile, self-propelled units	623.9	288.5	-53.8	24,584.2	11,009.2	-55.2
Any other type of cargo	2,169.9	2,422.0	11.6	299,311.3	98,551.2	-67.1
2 - Transport of goods loaded abroad (all types of cargo)	568.3	671.4	18.1	850,591.9	733,730.8	-13.7

**Remark:** Any differences in the totals across tables are on account of rounding up

**Graph 2. Percentage distribution of weight of transported goods loaded in Greece by type of cargo, 4<sup>th</sup> quarter of 2023-2024**

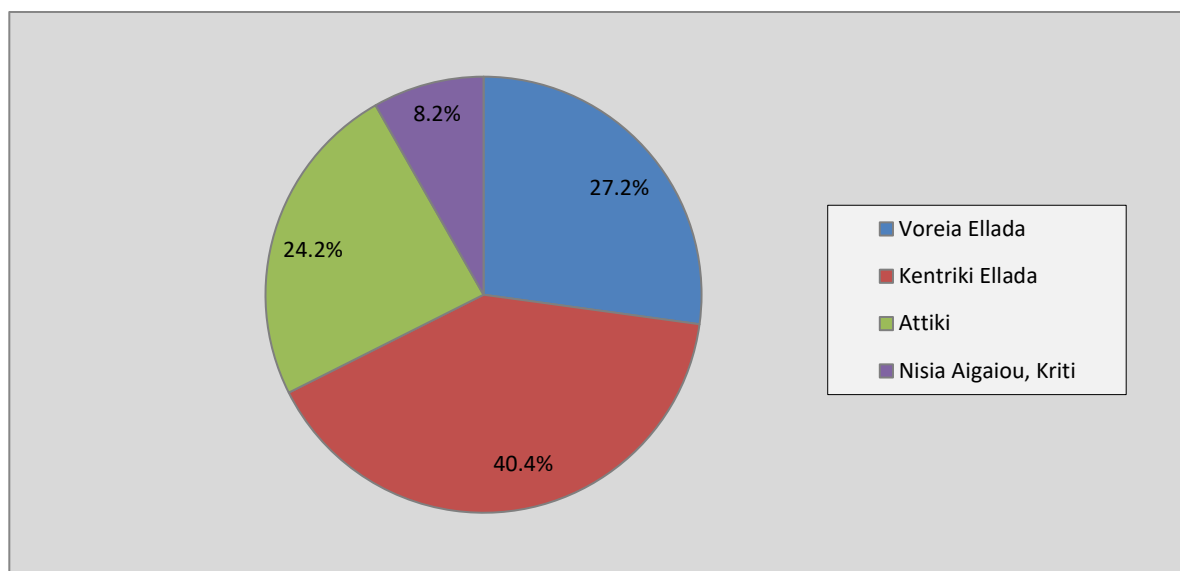


**TABLE 3. Weight of loaded goods on road freight transport vehicles (national and international) by place of loading and tonne-kilometres effected, 4th quarter of 2023-2024**

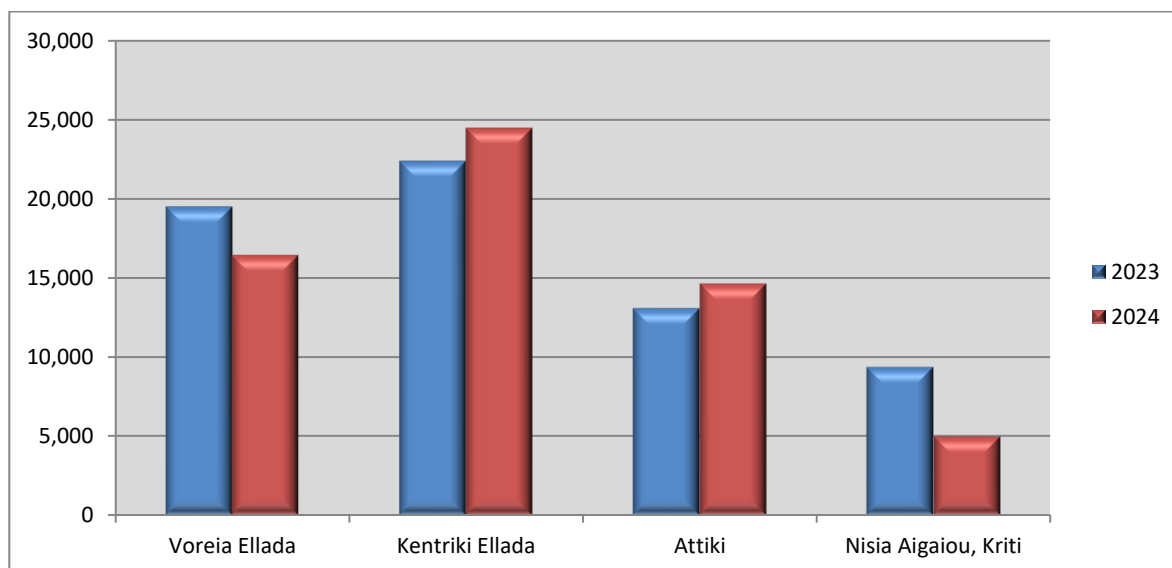
Place of loading	Weight of freight (k-tonnes)			Transport performance in thousand tonne-kilometres (k-tkm)		
<i>by Great Geographic Area (NUTS I)</i>	2023	2024	change %	2023	2024	change %
<b>Greece, Total</b>	<b>64,305.9</b>	<b>60,490.1</b>	<b>-5.9</b>	<b>4,175,851.3</b>	<b>3,959,606.3</b>	<b>-5.2</b>
Voreia Ellada	19,487.5	16,431.8	-15.7	1,829,347.8	1,438,536.9	-21.4
Kentriki Ellada	22,371.2	24,449.6	9.3	1,279,042.1	1,458,260.0	14.0
Attiki	13,079.0	14,620.2	11.8	861,523.6	937,914.4	8.9
Nisia Aigaiou, Kriti	9,368.2	4,988.4	-46.8	205,937.9	124,895.1	-39.4

**Remark:** Any differences in the totals across tables are on account of rounding up

**Graph 3. Percentage distribution of the weight of goods loaded on road freight transport vehicles by place of loading, 4<sup>th</sup> quarter of 2024**



**Graph 4. Weight of goods (k-tonnes) loaded on road freight transport vehicles by place of loading, 4<sup>th</sup> quarter of 2023-2024**

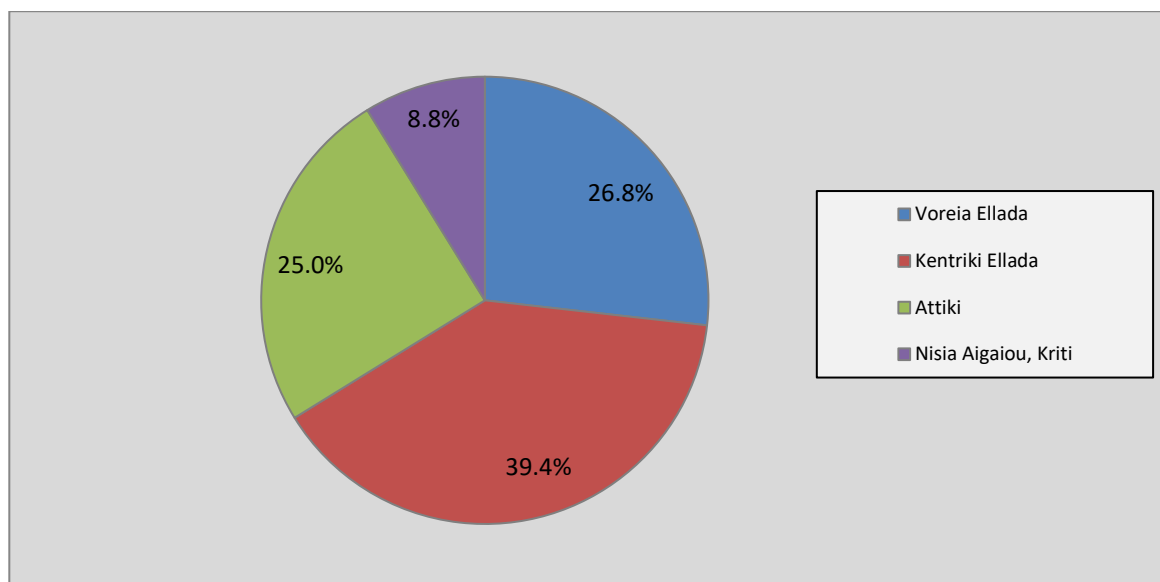


**TABLE 4. Weight of unloaded goods from road freight transport vehicles (national and international) by place of unloading and tonne-kilometres effected, 4th quarter of 2023-2024**

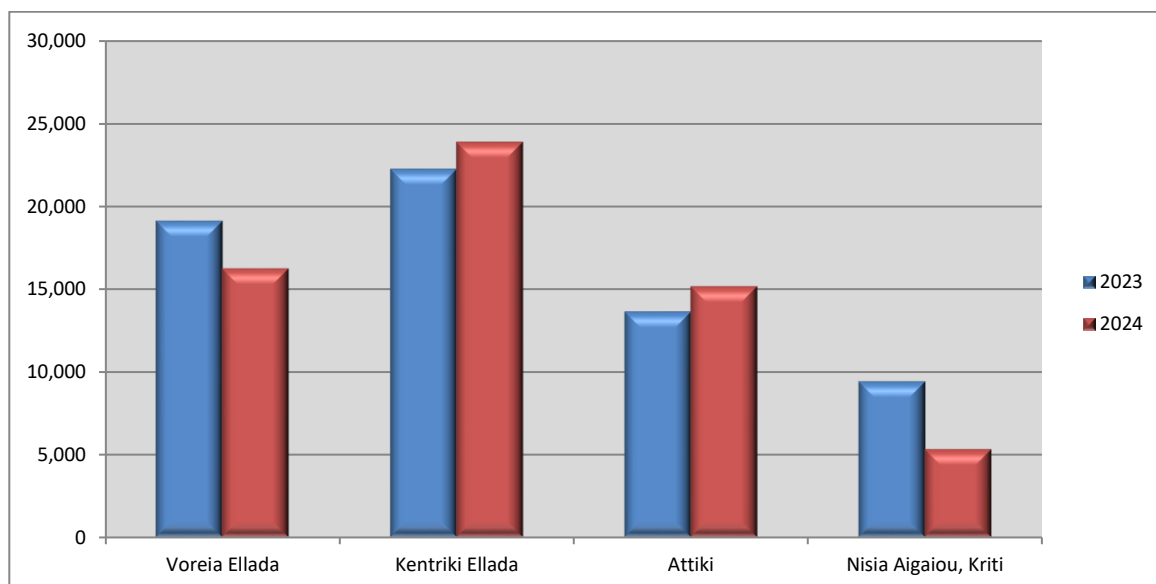
Place of unloading	Weight of freight (k-tonnes)			Transport performance in thousand tonne-kilometres (k-tkm)		
<i>by Great Geographic Area (NUTS I)</i>	2023	2024	change %	2023	2024	change %
<b>Greece, Total</b>	<b>64,400.5</b>	<b>60,624.8</b>	<b>-5.9</b>	<b>4,291,475.1</b>	<b>4,065,341.6</b>	<b>-5.3</b>
Voreia Ellada	19,106.4	16,237.4	-15.0	1,702,612.5	1,408,668.5	-17.3
Kentriki Ellada	22,236.4	23,893.8	7.5	1,248,107.7	1,302,005.4	4.3
Attiki	13,643.6	15,153.5	11.1	1,133,258.4	1,216,802.3	7.4
Nisia Aigaiou, Kriti	9,414.1	5,340.0	-43.3	207,496.5	137,865.5	-33.6

**Remark:** Any differences in the totals across tables are on account of rounding up

**Graph 5. Percentage distribution of the weight of goods unloaded from road freight transport vehicles by place of unloading, 4<sup>th</sup> quarter of 2024**



**Graph 6. Weight of goods (k-tonnes) unloaded from road freight transport vehicles by place of unloading, 4<sup>th</sup> quarter of 2023-2024**



## EXPLANATORY NOTES

SURVEY ON ROAD FREIGHT TRANSPORT	The survey on road freight transport is a quarterly survey, which has been conducted in all EU Member States since 1999, by virtue of Council Regulation (EC) No 1172/98. The purpose of the survey is to monitor the road transport of goods carried out by road transport vehicles registered in each Member State, as well as the journeys made by these vehicles. The survey does not cover a) road vehicles for the transport of goods, the permissible weight or the permissible dimensions of which exceed the limits normally accepted in the MS concerned and b) agricultural vehicles, military vehicles and vehicles belonging to central or local public administrations, with the exception of road vehicles for the transport of goods belonging to public undertakings, and in particular railways. Each Member State may exclude from the scope of the survey goods transport vehicles whose load capacity or maximum permissible weight is below a certain limit (for Greece it is 3.5 tons of load capacity).
LEGAL FRAMEWORK	The survey is governed by Regulation (EU) No 70/2012 of the European Parliament and of the Council on statistical returns in respect of the carriage of goods by road. This Regulation is a recast edition of the Regulation (EC) 1172/98, which has been substantially amended several times.
REFERENCE PERIOD	Data refer to the 4 <sup>th</sup> quarter of 2024.
SURVEY METHODOLOGY	The survey is conducted on a quarterly basis. The sample is equally distributed into the thirteen weeks of a quarter. Every vehicle is surveyed during a specific week of the year, from Monday to Sunday. The sample is selected on the basis of various criteria: the vehicle performing national or international road freight transport; the vehicle being for private or for public use; class of load capacity; type of chassis; registered office of the vehicle, etc. The questionnaires are processed, and the data are produced in line with rules and guidelines laid down in the relevant Manual of Eurostat.

### LARGE GEOGRAPHIC AREAS OF GREECE (NUTS I)



DEFINITIONS	<p><u>Registered vehicle</u>: the state of having been entered in a register of road transport vehicles, kept by an official body in a Member State. In the case of carriage by means of a combination of road transport vehicles, the complete vehicle shall be deemed to be registered in the country where the goods road transport vehicle is registered.</p> <p><u>International Transport</u>: a) a laden journey undertaken by a vehicle the point of departure and the point of arrival of which are in two different Member States, b) a laden journey undertaken by a vehicle from a Member State to a third country or vice versa, c) a laden journey undertaken by a vehicle between third countries, d) an unladen journey in conjunction with the carriage referred to in points a), b) and c). International carriage shall be carried out subject to possession of a Community license.</p> <p><u>National transport</u>: transport by a loaded vehicle where the point of departure and the point of arrival are located in the same country (Greece).</p> <p><u>Load capacity</u>: maximum weight of goods declared permissible by the competent authority of the country of registration of the vehicle. When the goods road transport vehicle is a road train made up of a lorry with trailer, the load capacity of the road train is the sum of the load capacities of the lorry and the trailer.</p> <p><u>Place of loading</u>: the first place in which goods are loaded on the goods road transport vehicle, which was previously completely empty.</p> <p><u>Place of unloading</u>: the last place in which goods are unloaded from the goods road transport vehicle, which is subsequently completely empty.</p> <p><u>Distance traveled</u>: actual distance excluding the distance covered by the goods road transport vehicle while being transported by another means of transport.</p> <p><u>Types of journey</u>: 1) laden journey involving one single basic transport operation 2) laden journey involving several transport operations, but not considered as a collection or distribution round, 3) laden journey of the collection or distribution round type, 4) unladen journeys.</p>
REMARK	Any differences between the totals across tables are on account of rounding up.
REFERENCES	<p>More information can be found on the portal of ELSTAT, following the link:  <a href="https://www.statistics.gr/en/statistics/-/publication/SME15/">https://www.statistics.gr/en/statistics/-/publication/SME15/</a> .</p>