

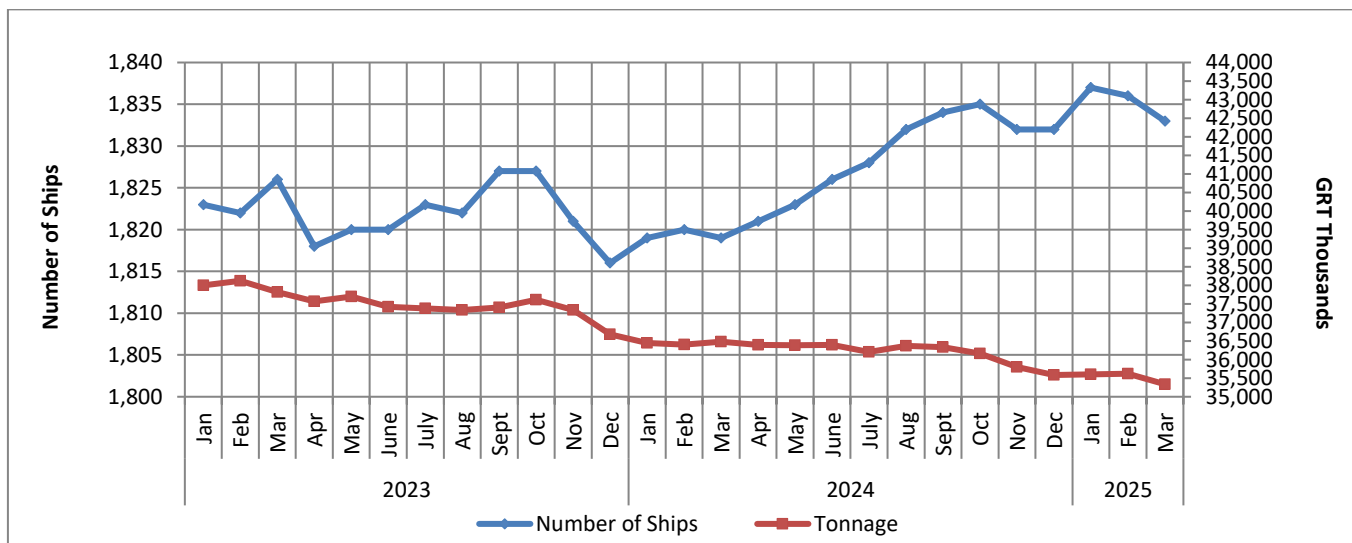


GREEK MERCHANT FLEET:
March 2025 (Provisional data)

The Hellenic Statistical Authority (ELSTAT) announces data on the Greek Merchant Fleet (for vessels of 100 GRT¹) for March 2025. Particularly:

- The Greek Merchant Fleet increased by 0.8% in March 2025 compared with March 2024. A decrease of 0.4% was recorded in March 2024 compared with March 2023 (Table 1).
- The gross tonnage of the Greek Merchant Fleet, for vessels of 100 GRT and over, recorded a decrease of 3.1% in March 2025 compared with March 2024. A decrease of 3.5% was recorded in March 2024 compared with March 2023 (Table 1).

Graph 1: Greek Merchant ships of 100 GRT and over: January 2023 – March 2025



Information on methodological issues:

Division of Sectoral Statistics
Section of Transport Statistics
E. Kleftogianni
Tel : +30 213 135 3087
e-mail: e.kleftogianni@statistics.gr

Information for data provision:

Tel. +30 213 135 2022
e-mail: data.dissem@statistics.gr

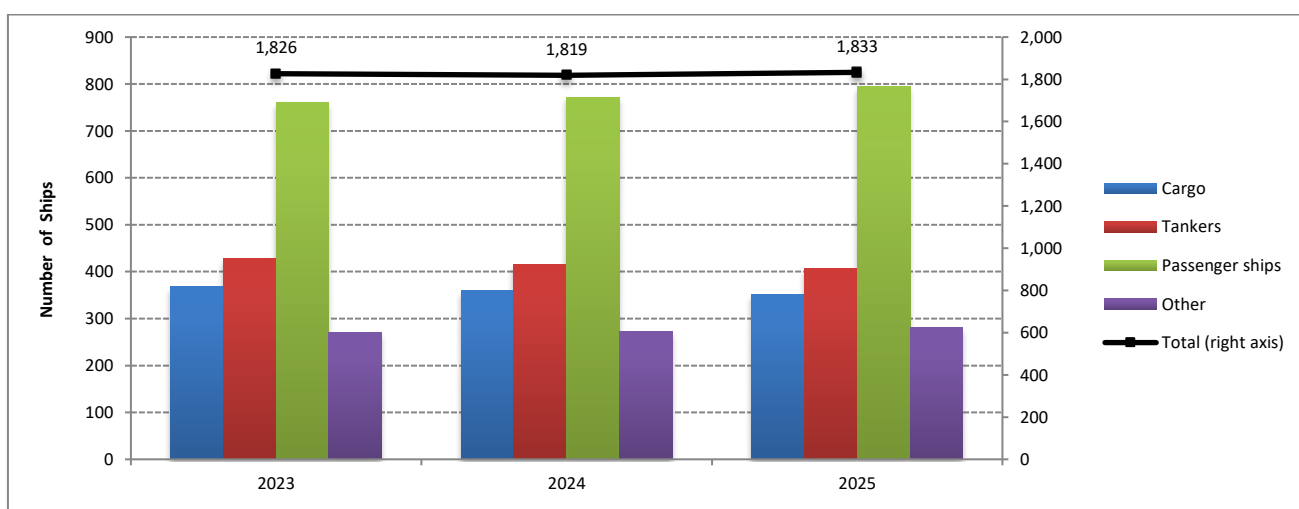
¹GRT: Gross Tonnage

**Table 1: Number and tonnage of Greek Merchant ships of 100 GRT and over, by types of ships,
March 2023 - 2025**

March										
	2023*		2024		Change % 2024/2023		2025		Change % 2025/2024	
Types of ships	Number of Ships	Tonnage (GRT)	Number of Ships	Tonnage (GRT)	Number of Ships	Tonnage (GRT)	Number of Ships	Tonnage (GRT)	Number of Ships	Tonnage (GRT)
Total:	1,826	37,816,842	1,819	36,484,082	-0.4	-3.5	1,833	35,336,518	0.8	-3.1
Cargo	368	10,783,622	359	10,239,050	-2.4	-5.0	351	9,429,559	-2.2	-7.9
Tankers	427	25,573,391	415	24,887,041	-2.8	-2.7	407	24,557,238	-1.9	-1.3
Passenger ships	761	1,317,655	772	1,215,644	1.4	-7.7	795	1,206,887	3.0	-0.7
Other	270	142,174	273	142,347	1.1	0.1	280	142,834	2.6	0.3

*revised data

**Graph 2a: Number of Greek Merchant ships of 100 GRT and over, by types of ships,
March 2023 – 2025**



**Graph 2b: Tonnage of Greek Merchant Ships of 100 GRT and over, by types of ships,
March 2023 – 2025**

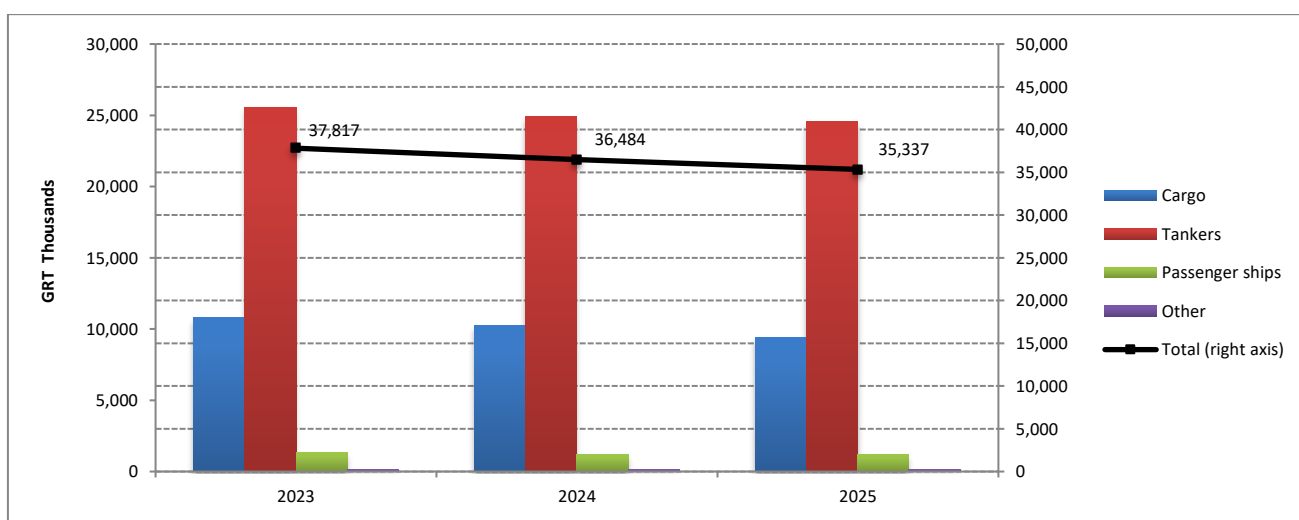


Table 2: Distribution of the Greek Merchant ships of 100 GRT and over, by tonnage groups, March 2023 – 2025

March										
	2023*		2024		Change % 2024/2023		2025		Change % 2025/2024	
Tonnage Groups	Number of Ships	Tonnage (GRT)	Number of Ships	Tonnage (GRT)	Number of Ships	Tonnage (GRT)	Number of Ships	Tonnage (GRT)	Number of Ships	Tonnage (GRT)
Total:	1,826	37,816,842	1,819	36,484,082	-0.4	-3.5	1,833	35,336,518	0.8	-3.1
[100-500)	861	209,781	876	214,477	1.7	2.2	907	222,025	3.5	3.5
[500-3,000)	345	433,310	346	438,026	0.3	1.1	351	445,261	1.4	1.7
[3,000-7,000)	78	346,739	78	345,312	0.0	-0.4	77	341,713	-1.3	-1.0
[7,000-10,000)	25	209,666	23	191,805	-8.0	-8.5	24	199,985	4.3	4.3
[10,000-20,000)	49	711,657	50	712,505	2.0	0.1	49	703,501	-2.0	-1.3
[20,000-30,000)	61	1,614,961	56	1,474,602	-8.2	-8.7	53	1,390,957	-5.4	-5.7
[30,000+)	407	34,290,728	390	33,107,355	-4.2	-3.5	372	32,033,076	-4.6	-3.2

*revised data

Graph 3: Distribution of Greek Merchant ships of 100 GRT and over, by tonnage groups, March 2023 – 2025

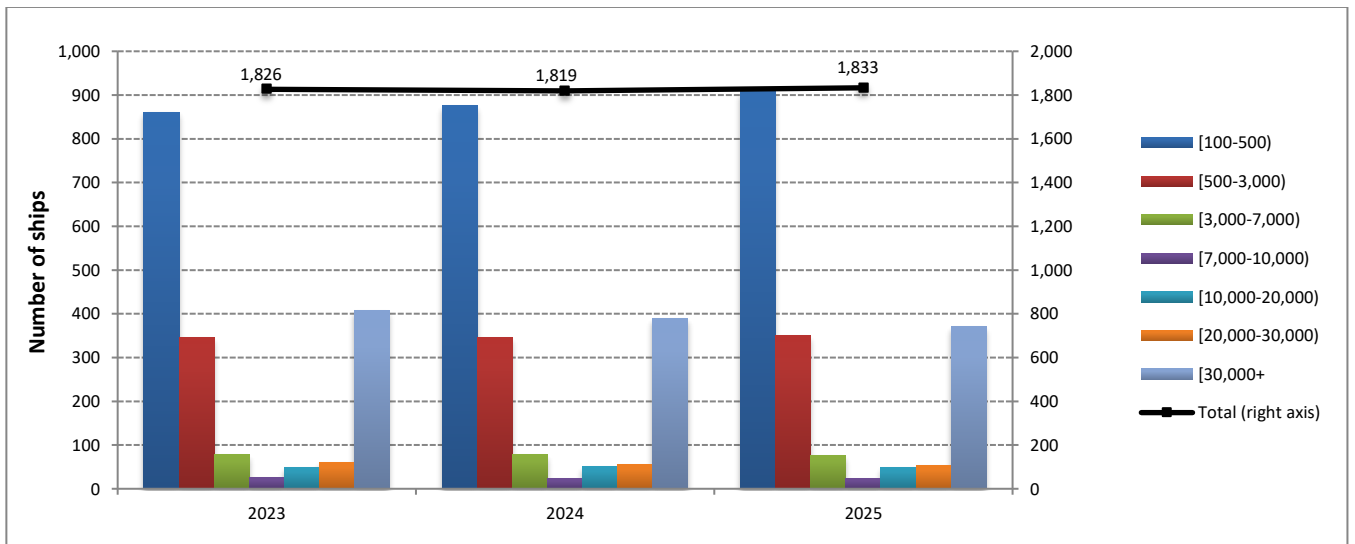
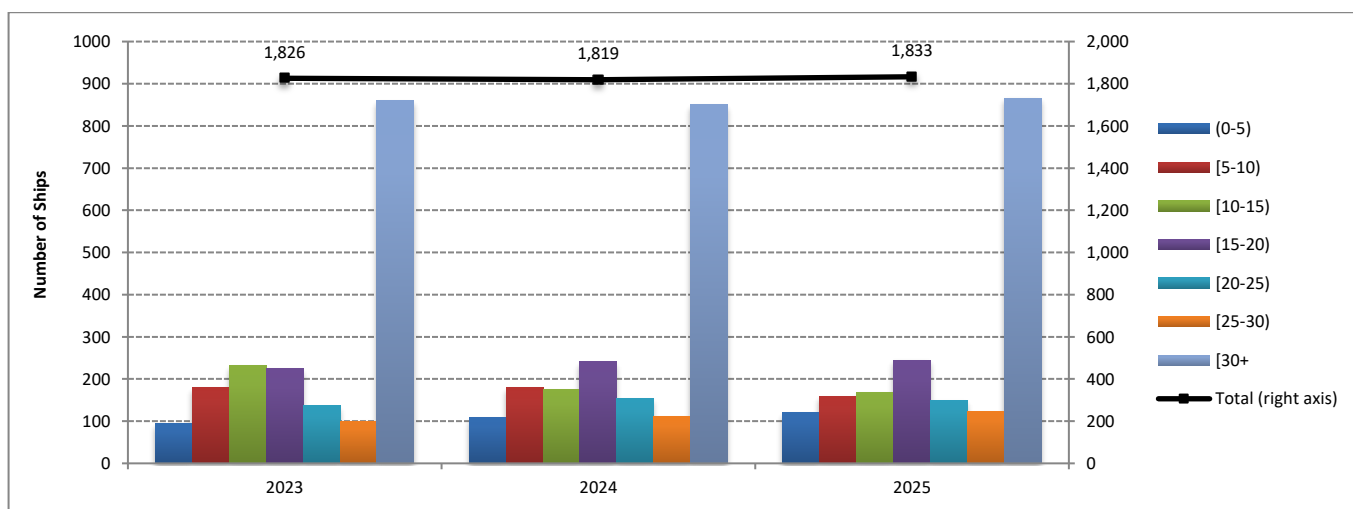


Table 3: Distribution of Greek Merchant ships of 100 GRT and over, by age groups, March 2023 – 2025

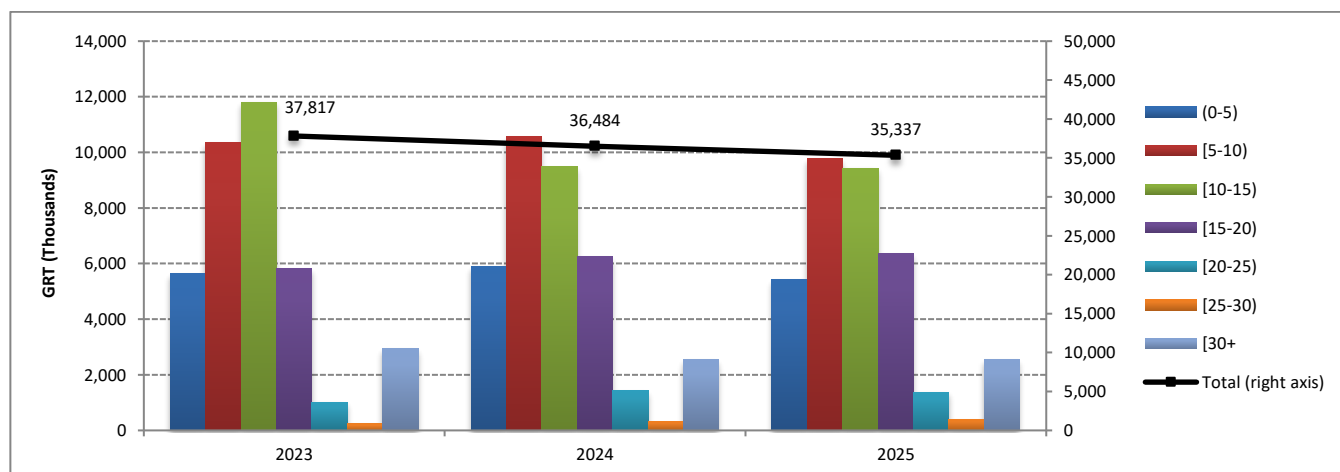
March										
	2023*		2024		Change % 2024/2023		2025		Change % 2025/2024	
Age Groups	Number of Ships	Tonnage (GRT)	Number of Ships	Tonnage (GRT)	Number of Ships	Tonnage (GRT)	Number of Ships	Tonnage (GRT)	Number of Ships	Tonnage (GRT)
Total:	1,826	37,816,842	1,819	36,484,082	-0.4	-3.5	1,833	35,336,518	0.8	-3.1
(0-5)	94	5,633,473	108	5,881,135	14.9	4.4	121	5,433,021	12.0	-7.6
[5-10)	179	10,363,234	180	10,561,567	0.6	1.9	159	9,768,270	-11.7	-7.5
[10-15)	231	11,805,643	175	9,493,119	-24.2	-19.6	168	9,434,635	-4.0	-0.6
[15-20)	225	5,816,570	241	6,253,915	7.1	7.5	245	6,372,099	1.7	1.9
[20-25)	137	1,021,872	154	1,437,757	12.4	40.7	150	1,378,848	-2.6	-4.1
[25-30)	100	238,264	110	323,091	10.0	35.6	124	394,419	12.7	22.1
[30+)	860	2,937,786	851	2,533,498	-1.0	-13.8	866	2,555,226	1.8	0.9

*revised data

Graph 4a: Distribution of Greek Merchant ships 100 GRT and over, by age groups, March 2023 – 2025



Graph 4b: Tonnage of Greek Merchant ships of 100 GRT and over, by age groups, March 2023 – 2025



METHODOLOGICAL NOTES

Greek Merchant Fleet Survey	The Survey on the Greek Merchant Fleet is conducted on a monthly basis since 1964 without any major methodological changes ever since. The purpose of the survey is to fully record statistical data on the number and basic characteristics of the Greek merchant ships, thus depicting the evolution over the course of time of the Greek merchant fleet.
Legal Framework	The survey is conducted in compliance with the joint Ministerial Decision (No 6792/G-81/11-4-97), signed by the Minister of National Economy and the Minister of Mercantile Marine.
Reference Period	The results of the survey refer <u>to the end of March 2025</u> .
Coverage	The survey covers all domestic Port Authorities, as well as Greek Consular Port Authorities abroad, which keep ship registers. These Authorities have to send a report on a monthly basis to the Hellenic Statistical Authority (ELSTAT), pertaining to the changes in the Greek merchant ships registered in their ship registers.
Definitions	<p>Merchant ship: Seagoing self-propelled vessel, at least 10 GRT, designed for the carriage of goods, transport of passengers, for fishing, towing or specially fitted out for other commercial maritime activities.</p> <p>Greek merchant fleet: The total number of the merchant ships under Greek flag. The Greek flag carried by these ships means that all their maritime activities (subsidies for ship building, cargo limitations and other tax provisions) are governed by commercial and economic rules which are laid down by the respective Greek authorities.</p> <p>Gross Register Tonnage (GRT): Refers to the spaces within the hull and of the enclosed spaces above the deck which are available for carrying goods, food, passengers and crew, GRT is equal to the volume of 100 cubic feet or 2.83 m³.</p> <p>Net Register Tonnage (NRT): It is derived from the gross tonnage by deducting allowances in respect of spaces used for the crew, navigating and propelling machinery, fuel and water ballasts, and other spaces not used for passengers or cargo.</p> <p>Age of ship: indicated by the year of original construction of the hull or that of the hull containing the engine room.</p>
Methodology	<p>It is an exhaustive survey conducted by all domestic Port Authorities and Greek Consular Port Authorities abroad, which report to ELSTAT, on a monthly basis, on changes in the ships pertaining to: a) new registrations of ships in the ship registers, b) change in the name of a ship, c) change of ownership, d) transfers to or from a different port, e) deletion of a ship from a ship's register, f) final measurement – remeasurement of ships, g) replacement of the ship's engine.</p> <p>All these data, after being dully processed, are used to update, through a specially designed software application, the Official Register of Greek Merchant Ships. This Register is used for the production of monthly and annual statistical results.</p>
References	Further information (tables, charts) concerning the Survey on the Greek Merchant Fleet can be found on the webpage of ELSTAT (www.statistics.gr), under the link: https://www.statistics.gr/el/statistics/-/publication/SMA27