



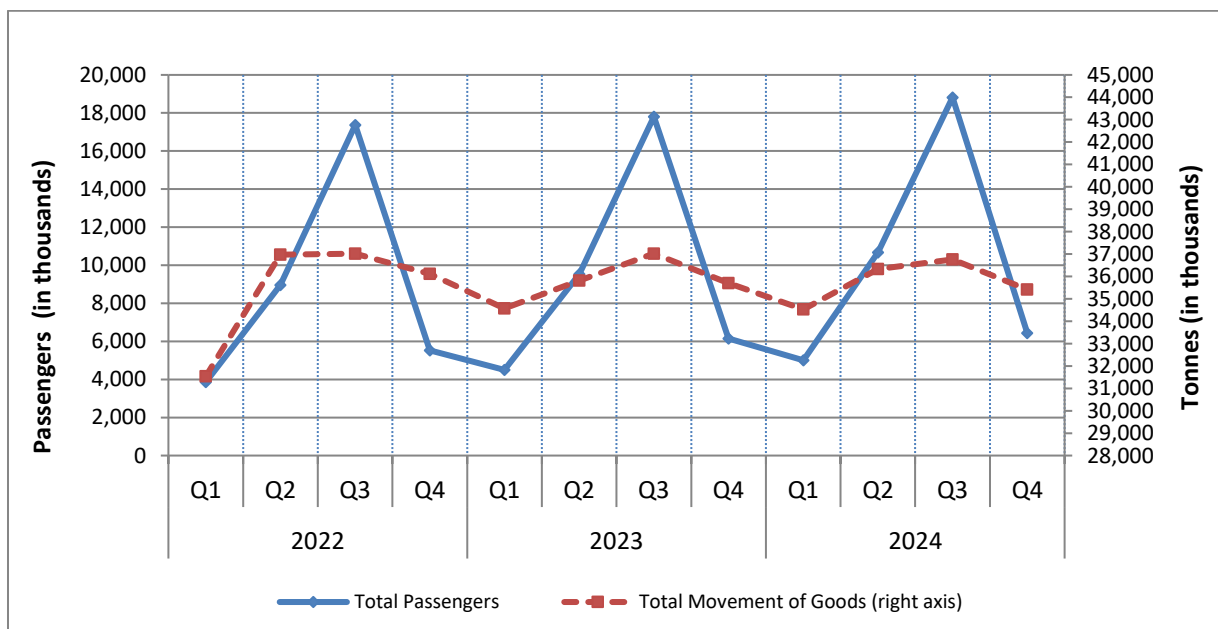
TRAFFIC OF PASSENGERS, GOODS AND MOBILE UNITS IN GREEK PORTS:

4th QUARTER 2024 (Provisional data)

The Hellenic Statistical Authority (ELSTAT) announces data on traffic of passengers, goods and mobile units in the Greek ports for the 4th Quarter 2024. Particularly:

- The total passenger traffic in Greek ports in the 4th quarter 2024 recorded an increase of 4.8% compared with the 4th quarter 2023. An increase of 11.1% was recorded at the corresponding comparison of the 4th quarter 2023 with the 4th quarter of 2022 (Table 1).
- The total movements of goods in Greek ports in the 4th quarter 2024 decreased by 0.8% compared with the 4th quarter 2023. A decrease of 1.1% was recorded at the corresponding comparison of the 4th quarter of 2023 with the 4th quarter of 2022 (Table 2).
- The total traffic of mobile units in Greek ports in the 4th quarter 2024 increased by 3.7% compared with the 4th quarter 2023. An increase of 6.8% was recorded at the corresponding comparison of the 4th quarter of 2023 with the 4th quarter of 2022 (Table 3).

Graph 1. Traffic of Passengers and Goods, 1st Quarter 2022– 4th Quarter 2024



Information on methodological issues:

Division of Sectoral Statistics
Section of Transport Statistics
E. Kleftogianni, P. Rapti
Tel: 213 135 2187, 213 135 3087, 213 135 3122
E-mail: e.kleftogianni@statistics.gr

Information for data provision:

Tel. +30 213 135 2022
E- mail: data.dissem@statistics.gr

Table 1. Domestic and international passenger traffic in Greek ports: 4th Quarter 2022- 2024

4 th Quarter					
	2022	2023	Change % 2023/2022	2024	Change % 2024/2023
Total:	5,528,479	6,140,886	11.1	6,434,238	4.8
Domestic passengers (Disembarked / embarked)	5,281,398	5,897,305	11.7	6,191,794	5.0
International passengers	247,081	243,581	-1.4	242,444	-0.5
Disembarked	114,877	112,482	-2.1	113,071	0.5
Embarked	132,204	131,099	-0.8	129,373	-1.3

Graph 2. Domestic and international passenger traffic in Greek ports: 4th Quarter 2022 – 2024

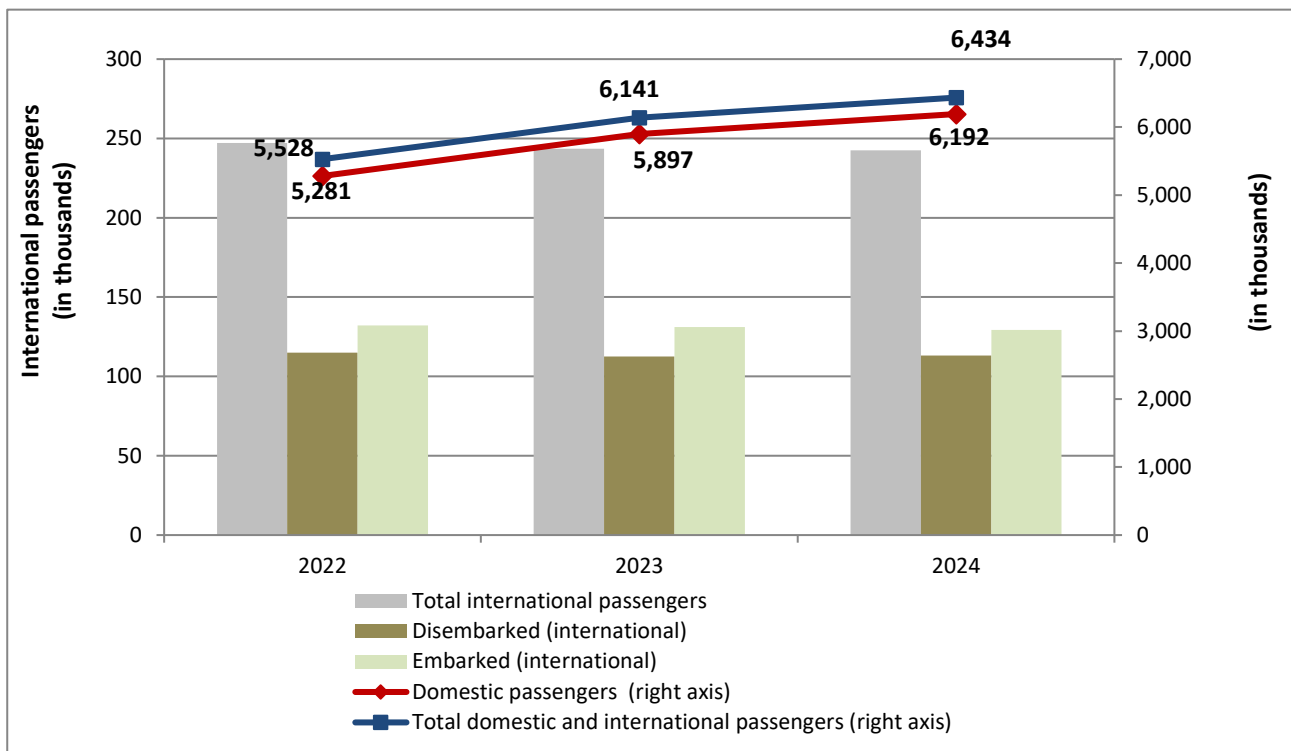


Table 2. Domestic and international movements of goods in Greek ports: 4th Quarter 2022 - 2024

4 th Quarter					
(in tonnes)	2022	2023	Change % 2023/2022	2024	Change % 2024/2023
Total:	36,120,139	35,705,132	-1.1	35,416,591	-0.8
Domestic goods (Unloaded / loaded)	6,966,063	6,898,200	-1.0	7,174,643	4.0
International goods	29,154,076	28,806,932	-1.2	28,241,948	-2.0
Unloaded	17,459,490	16,507,161	-5.5	16,847,037	2.1
Loaded	11,694,586	12,299,771	-5.2	11,394,911	-7.4

Graph 3. Domestic and international movements of goods in Greek ports: 4th Quarter 2022 – 2024

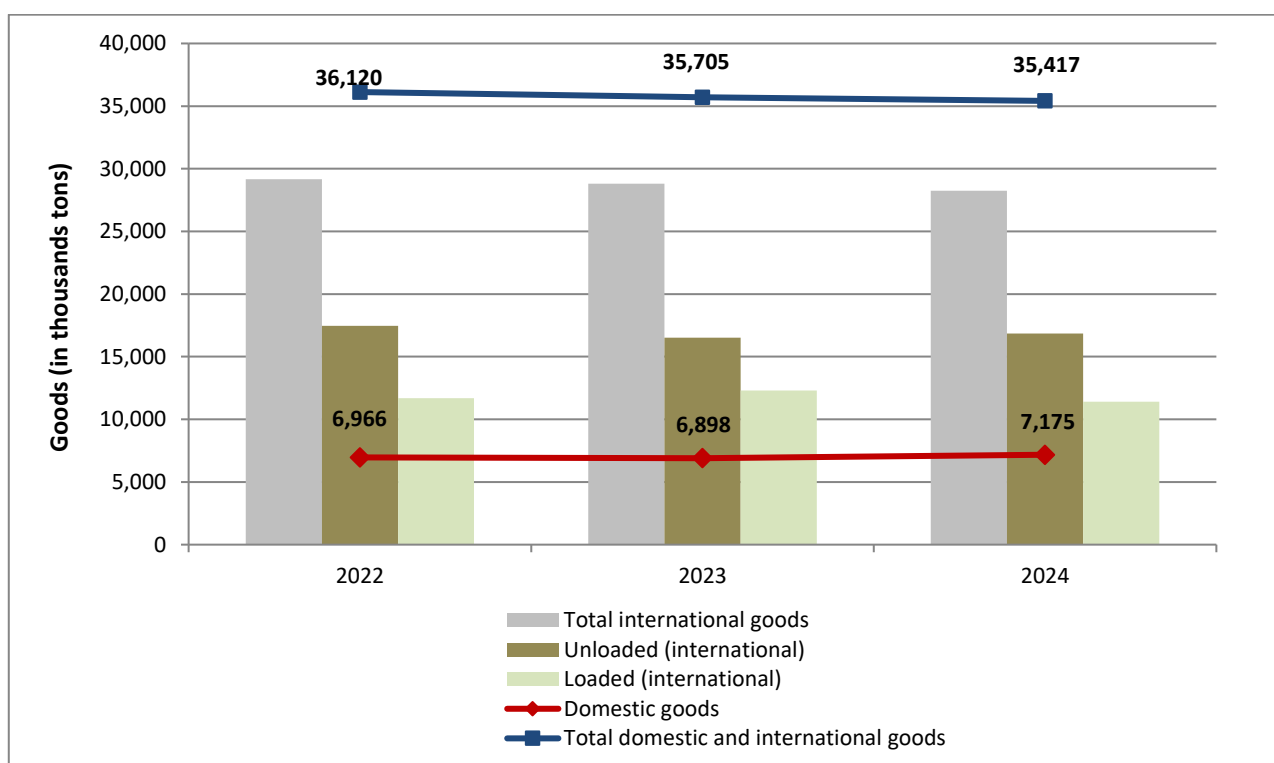
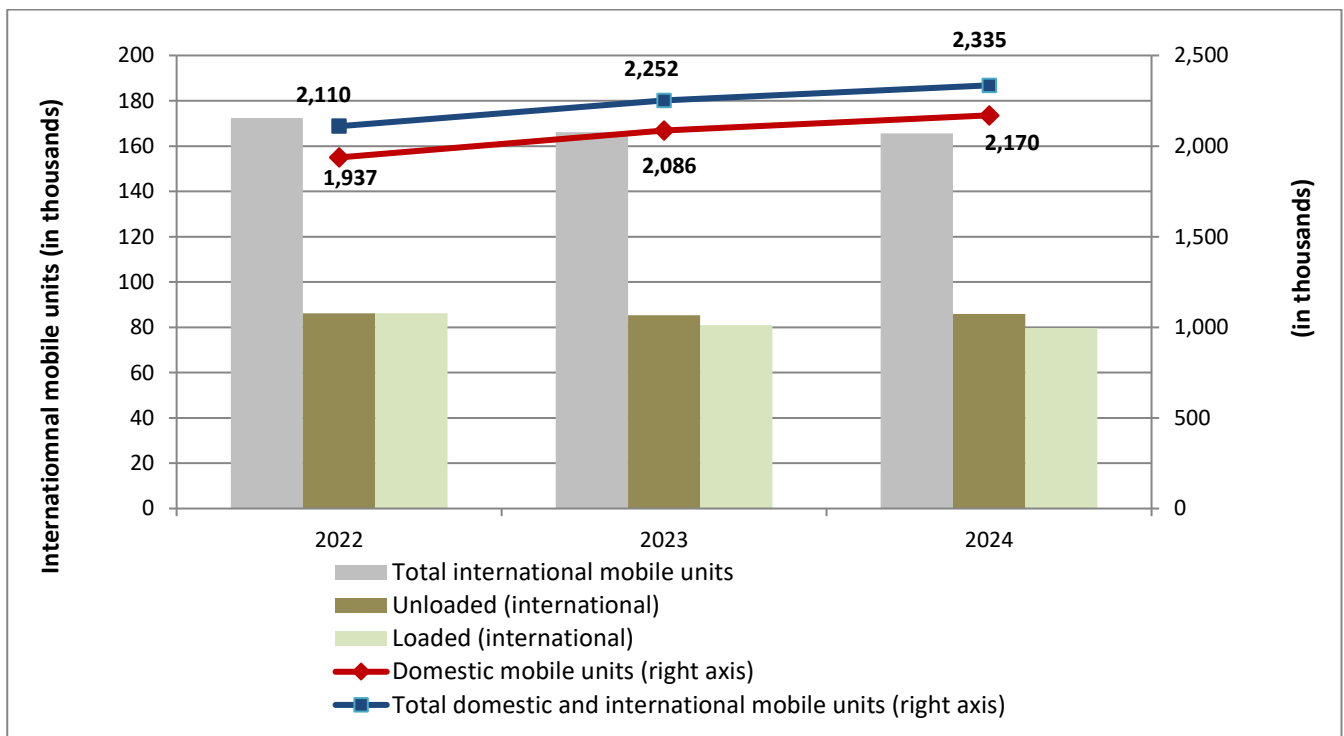


Table 3. Domestic and international traffic of mobile units in Greek ports: 4th Quarter 2022 – 2024

4 th Quarter					
	2022	2023	Change % 2023/2022	2024	Change % 2024/2023
Total:	2,109,614	2,252,067	6.8	2,335,149	3.7
Domestic mobile units (Unloaded / loaded)	1,937,229	2,085,883	7.7	2,169,516	4.0
International mobile units	172,385	166,184	-3.6	165,633	-0.3
Unloaded	86,142	85,287	-1.0	85,912	0.7
Loaded	86,243	80,897	-6.2	79,721	-1.5

Graph 4. Domestic and international traffic of mobile units in Greek ports: 4th Quarter 2022– 2024



METHODOLOGICAL NOTES

Survey on the traffic of passengers' goods and mobile units in Greek ports	<p>The survey on traffic of passengers, goods and mobile units in Greek ports is conducted on a monthly basis since 1960 and it has been producing quarterly and annual results. This survey is conducted in compliance with EU regulation 2009/42 which provides for the harmonization of statistical returns in respect of carriage of passengers' goods by sea in the EU Member States.</p> <p>The purpose of the survey is to collect statistical data on maritime transport.</p>
Legal framework	<p>This survey is fully harmonized with EU legislation and more specifically with Council Directive (EC) 2009/42 of the European Parliament.</p>
Reference period	<p>The data of the survey refer to the 4th quarter 2024.</p>
Coverage	<p>The survey covers all merchant vessels of net tonnage 10 GRT and over which carry passengers' goods and mobile units by sea to and from domestic and international ports for commercial purposes. Consequently fish-catching vessels, research and survey vessels, dredgers, naval vessels, or vessels used solely for non-commercial purposes are not included in the survey.</p>
Definitions	<p>Domestic Passengers: Refers to movement of passengers between Greek ports. International passengers: Refers to movement of passengers in Greek ports with embarking or disembarking at foreign ports.</p>
Methodology	<p>The survey is an exhaustive survey which is conducted for all vessels meeting the necessary criteria. The survey is carried out by means of specialized questionnaires which must be filled in by the competent bodies:</p> <ul style="list-style-type: none">a) The domestic Port Authorities which have the responsibility to fill in the questionnaires for the goods transport in cooperation with the maritime transport agent.b) The shipping companies and the financial officers of the ships who have the responsibility to fill in the questionnaires for the passenger traffic.c) Piraeus Port Authority (OLP) and Thessaloniki Port Authority (OLTH) which record the large majority of goods transport data and send these statistical returns to ELSTAT electronically by means of a specially designed software application. <p>ELSTAT after having received all the above-mentioned data proceeds to data checks, codification, processing, and tabulation of the data.</p> <p>It should be stressed that the survey is conducted in compliance with international classifications and definitions applied for the variables, which are laid down in Eurostat's manual «Reference Manual on Maritime Transport Statistics ,Version 4.2 January 2021».</p>
References	<p>More information (tables charts) concerning the survey on maritime transport of passenger, goods and mobile units in the Greek ports by merchant vessels can be found on the web page of ELSTAT (www.statistics.gr) under the link https://www.statistics.gr/el/statistics/-/publication/SMA06</p>