

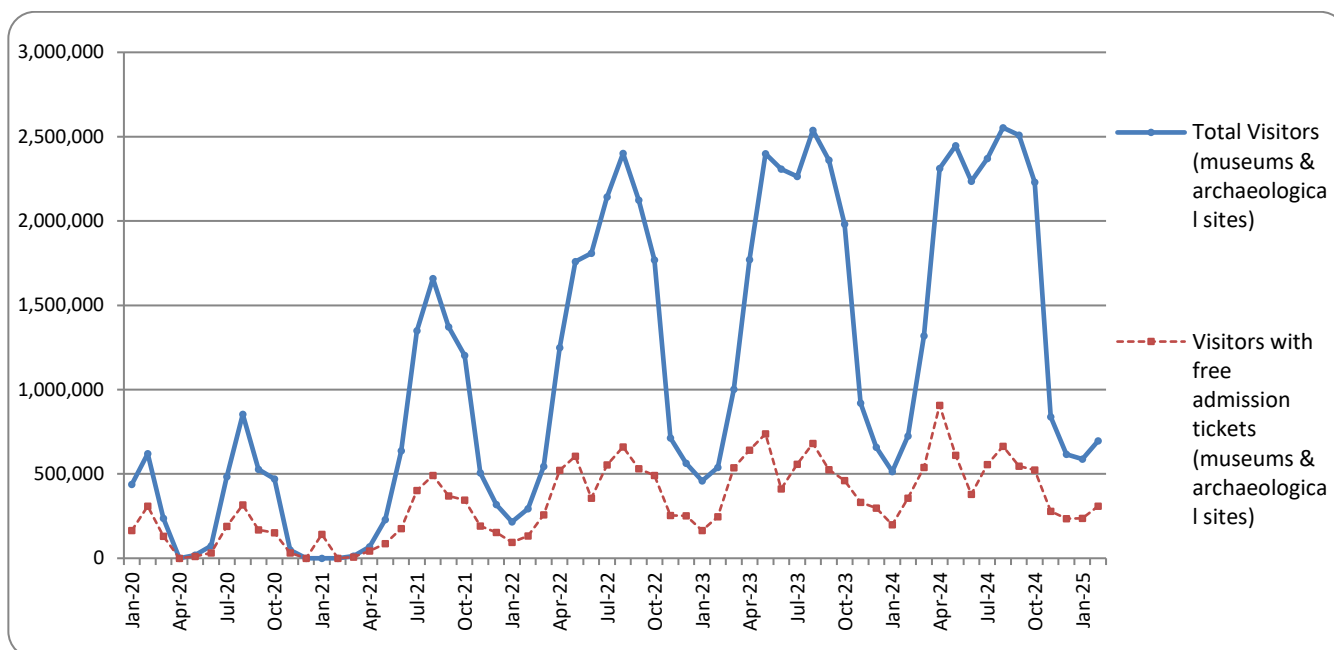


SURVEY ON MUSEUMS AND ARCHAEOLOGICAL SITES ATTENDANCE FEBRUARY 2025

The Hellenic Statistical Authority (ELSTAT) announces the results of the *Survey on Museums and Archaeological Sites Attendance* for February 2025. More specifically:

- During February 2025 compared with the corresponding month of 2024, museums recorded a decrease of 2.6% in the number of visitors, of 12.3% in the number of free admission visitors and an increase of 55.1% in their receipts (Table 1).
- As regards archaeological sites, in February 2025 compared with the corresponding month of 2024, a decrease of 8.7% was recorded in the number of visitors, of 14.7% in the number of free admission visitors and an increase of 4.4% in the corresponding receipts (Table 1).
- During the two-month period from January to February 2025, compared to the corresponding period of 2024, an increase of 3.6% was recorded in the number of visitors of museums, of 0.7% in the number of free admission visitors and of 49.1% in the relevant receipts (Table 2).
- As regards archaeological sites, during the two-month period from January to February 2025, compared to the corresponding period of 2024, an increase of 3.5% was recorded in the number of visitors, while an increase of 3.9% was observed in the number of free admission visitors and of 9.6% in the relevant receipts (Table 2).

Graph 1: Visitors of Museums and Archaeological sites (January 2020 – February 2025)



Information on methodological issues:

Sectoral Statistics Division
Tourism and Culture Statistics Section
Head of Section: Eleni Papadopoulou
Tel: +30 213 135 2168
e-mail: e.papadopoulou@statistics.gr

Information for data provision:

Tel. +30 213 135 2022, 2308, 2310
e-mail: data.dissem@statistics.gr

**TABLE 1: VISITORS OF MUSEUMS AND ARCHAEOLOGICAL SITES - TOTAL RECEIPTS
(FEBRUARY 2024 & FEBRUARY 2025)**

I. NUMBER OF VISITORS			
Museums and Archaeological sites	2024	2025	Change 2025/2024
Total number of visitors (A+B)	742,623	695,846	-6.3%
A. Museums (C+E)	293,959	286,220	-2.6%
Acropolis Museum	100,127	91,305	-8.8%
National Archaeological	36,868	37,276	1.1%
Ancient Olympia ⁽³⁾	1,690	7,286	331.1%
Palace of the Grand Master (Rhodes) ⁽²⁾	3,236	5,052	56.1%
Heraklion Archaeological (Crete)	6,674	5,216	-21.8%
White Tower	15,364	6,622	-56.9%
Delphi ⁽³⁾	11,533	24,240	110.2%
Other museums	118,467	109,223	-7.8%
B. Archaeological Sites (D+F)	448,664	409,626	-8.7%
Epidavros ⁽¹⁾	22,351	22,689	1.5%
The Acropolis of Mycenae & Atreus' Treasure	22,371	23,192	3.7%
The Acropolis of Athens	181,710	182,483	0.4%
Sounio	19,983	16,225	-18.8%
The Acropolis of Lindos	2,045	2,802	37.0%
Royal Tombs of Vergina	15,141	9,241	-39.0%
Ancient Olympia ⁽³⁾	8,644	5,486	-36.5%
Knossos (Crete)	8,220	7,447	-9.4%
Phaistos (Crete)	499	504	1.0%
Ancient Korinthos ⁽¹⁾	8,209	7,467	-9.0%
Mystras ⁽¹⁾	3,353	3,633	8.4%
Delphi ⁽³⁾	22,468	9,443	-58.0%
Other archaeological sites	133,670	119,014	-11.0%
II. VISITORS WHO PAID TICKET			
	2024	2025	Change 2025/2024
Total number of visitors who paid ticket (C+D) ⁽²⁾	386,200	387,781	0.4%
C. Museums ⁽²⁾	131,792	143,937	9.2%
D. Archaeological sites	254,408	243,844	-4.2%
III. VISITORS WITH FREE ADMISSION TICKETS			
	2024	2025	Change 2025/2024
Total number of visitors with free admission ticket (E+F)	356,423	308,065	-13.6%
E. Museums	162,167	142,283	-12.3%
F. Archaeological sites	194,256	165,782	-14.7%
IV. RECEIPTS (euros)			
	2024	2025	Change 2025/2024
Total Receipts (G+H)	3,028,673	3,625,830	19.7%
G. Museums ⁽²⁾	912,307	1,415,384	55.1%
H. Archaeological sites	2,116,366	2,210,446	4.4%

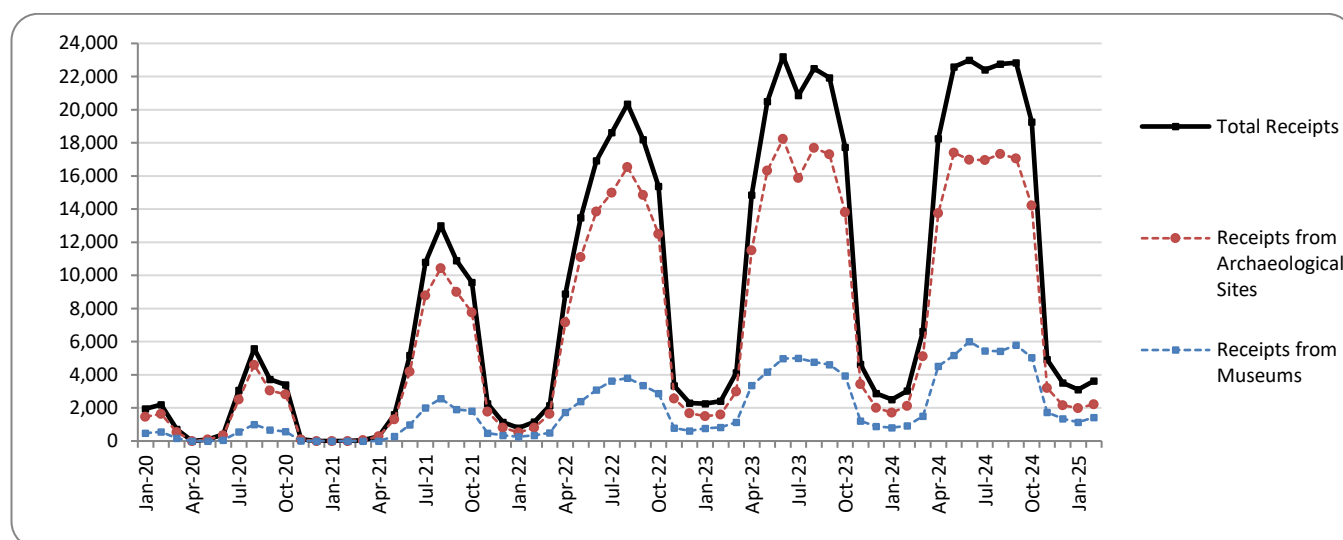
⁽¹⁾ Flat rate ticket, valid both for the museum and the archaeological site.

⁽²⁾ Revised data for 2024, due to the transmission of updated data from administrative sources.

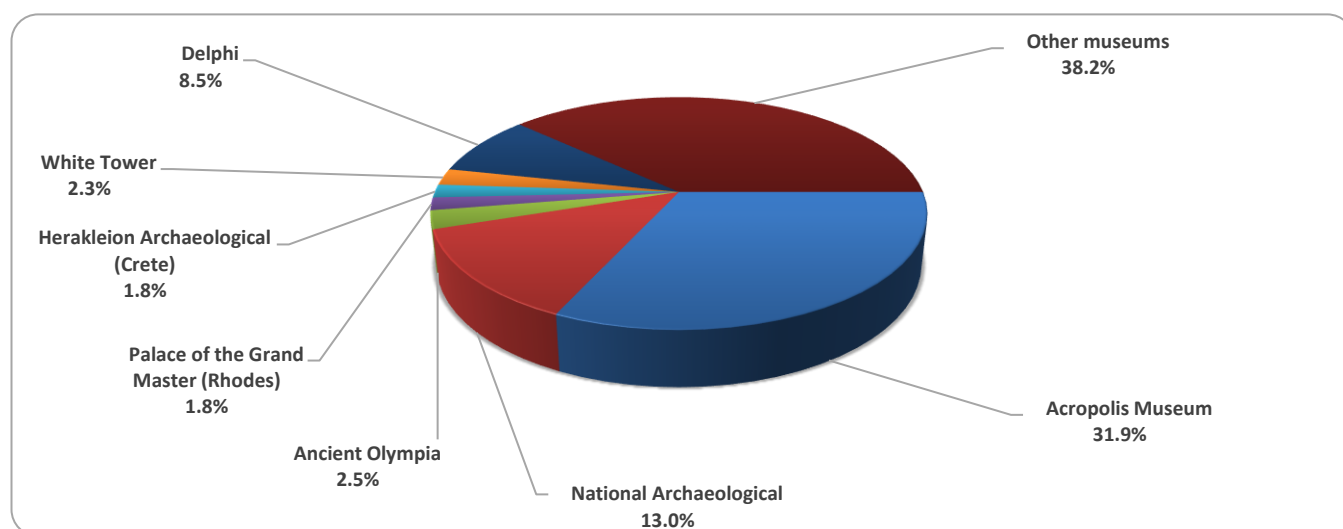
⁽³⁾ Since April 2024, it has been possible to purchase tickets online from the museums of Ancient Olympia and Delphi, with the possibility of visiting the corresponding archaeological site, without it being possible to distinguish between museum and archaeological site visits.

The following graphs depict the evolution of the receipts of Museums and Archaeological Sites (Graph 2), as well as the number of visitors by Museum (Graph 3) and by Archaeological Site (Graph 4).

Graph 2: Receipts from Museums and Archaeological Sites (January 2020 – February 2025)
(in thousand euro)



Graph 3: Percentage distribution of visitors by Museum, February 2025



Graph 4: Percentage distribution of visitors by Archaeological site, February 2025

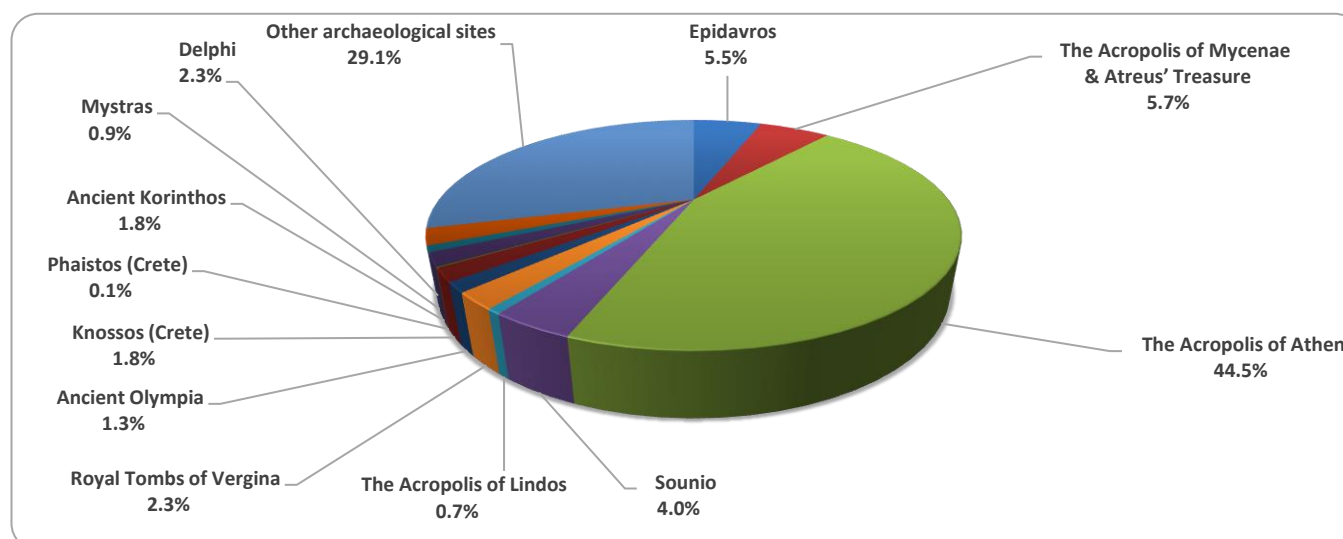


TABLE 2: VISITORS OF MUSEUMS AND ARCHAEOLOGICAL SITES - TOTAL RECEIPTS
(2023, 2024, JANUARY -FEBRUARY 2024, 2025)

I. VISITORS					
Museums and Archaeological sites	2023	2024	JANUARY-FEBRUARY		change 2025/2024
			2024	2025	
Total number of visitors (A+B)	19,210,752	20,661,682	1,239,068	1,282,940	3.5%
A. Museums (C+E)	5,801,812	6,651,800	501,852	519,684	3.6%
Acropolis Museum	1,900,950	1,994,251	171,767	159,754	-7.0%
National Archaeological	642,318	642,956	66,076	67,797	2.6%
Ancient Olympia	85,410	286,519	2,698	11,109	311.7%
Palace of the Grand Master (Rhodes) ⁽²⁾	342,607	370,055	5,973	6,165	3.2%
Herakleion Archaeological (Crete)	294,839	379,363	11,134	9,335	-16.2%
White Tower	259,775	239,767	27,096	18,218	-32.8%
Delphi	203,445	445,188	18,597	41,079	120.9%
Other museums	2,072,468	2,293,701	198,511	206,227	3.9%
B. Archaeological Sites (D+F)	13,408,940	14,009,882	737,216	763,256	3.5%
Epidavros ⁽¹⁾	525,982	548,971	33,077	39,281	18.8%
The Acropolis of Mycenae & Atreus' Treasure	510,507	547,361	34,414	41,012	19.2%
The Acropolis of Athens	3,958,405	4,557,693	324,419	344,574	6.2%
Sounio	393,927	421,556	34,820	33,095	-5.0%
The Acropolis of Lindos	629,089	702,363	2,769	3,306	19.4%
Royal Tombs of Vergina	202,122	244,013	23,029	18,711	-18.8%
Ancient Olympia ⁽³⁾	481,211	301,987	13,437	9,324	-30.6%
Knossos (Crete)	959,110	1,010,006	13,194	13,201	0.1%
Phaistos (Crete)	79,934	84,637	1,113	897	-19.4%
Ancient Korinthos ⁽¹⁾	210,465	253,085	14,565	14,459	-0.7%
Mystras ⁽¹⁾	151,508	153,789	6,238	7,571	21.4%
Delphi ⁽³⁾	482,293	292,619	38,788	20,224	-47.9%
Other archaeological sites	4,824,387	4,891,802	197,353	217,601	10.3%
II. VISITORS WHO PAID TICKET					
	2023 ⁽²⁾	2024	JANUARY-FEBRUARY		change 2025/2024
			2024	2025	
Total number of visitors who paid ticket (C+D)	13,614,885	14,869,717	684,154	738,041	7.9%
C. Museums ⁽²⁾	3,690,912	4,489,130	248,831	264,902	6.5%
D. Archaeological sites	9,923,973	10,380,587	435,323	473,139	8.7%
III. VISITORS WITH FREE ADMISSION TICKETS					
	2023 ⁽²⁾	2024	JANUARY-FEBRUARY		change 2025/2024
			2024	2025	
Total number of visitors with free admission ticket (E+F)	5,595,867	5,791,965	554,914	544,899	-1.8%
E. Museums	2,110,900	2,162,670	253,021	254,782	0.7%
F. Archaeological sites	3,484,967	3,629,295	301,893	290,117	-3.9%
IV. RECEIPTS (euros)					
	2023 ⁽²⁾	2024	JANUARY-FEBRUARY		change 2025/2024
			2024	2025	
Total Receipts (G+H)	157,947,917	171,679,802	5,532,066	6,739,748	21.8%
G. Museums ⁽²⁾	35,712,861	43,687,210	1,710,575	2,550,180	49.1%
H. Archaeological sites	122,235,056	127,992,592	3,821,491	4,189,568	9.6%

⁽¹⁾ Flat rate ticket, valid both for the museum and the archaeological site.

⁽²⁾ Revised data for 2024, due to the transmission of updated data from administrative sources.

⁽³⁾ Since April 2024, it has been possible to purchase tickets online from the museums of Ancient Olympia and Delphi, with the possibility of visiting the corresponding archaeological site, without it being possible to distinguish between museum and archaeological site visits.

EXPLANATORY NOTES

Survey on Museums and Archaeological Sites Attendance	<p>The Survey on Museums and Archaeological Sites Attendance has been producing results since 1970. The survey collects data from the Hellenic Organization of Cultural Resources Development (HOCRED), supervised by the Ministry of Culture and Sports, on the number of visitors and the receipts from the tickets sold in the Museums and Archaeological sites of the country. The corresponding data for the Acropolis Museum is available from December 2009 onwards.</p>
Legal Framework	<p>The survey is conducted since 1970 on a regular basis and it produces results on a monthly and yearly basis, in compliance with the Joint Ministerial Decision 15189/B379/73.</p>
Reference Period	<p>1/02/2025 – 28/02/2025</p>
Methodology and Definitions	<p>The survey is conducted on a monthly basis from data mainly collected from the Hellenic Organization of Cultural Resources Development (HOCRED), supervised by the Ministry of Culture and Sports, on the number of visitors and the receipts from the tickets sold in the Museums and Archaeological sites of the Country. ELSTAT tabulates and presents the data for the whole of the Country, by month and by year.</p> <p>Number of flat rate tickets:</p> <p>From April 1999 onwards, in some museums and the nearby archaeological sites, in addition to the ordinary ticket, a new “flat rate ticket” was established, which is valid for both the museum and the nearby archaeological site. The total number of these flat rate tickets for February 2025 was 18,273</p>
References	<p>More information on the Survey on Museums and Archaeological Sites Attendance and detailed time series are available on: http://www.statistics.gr/en/statistics/-/publication/SCI21/-</p>