



P R E S S R E L E A S E

MUSEUMS AND ARCHAEOLOGICAL SITES ATTENDANCE SURVEY JUNE 2014

ELSTAT announces the results of the Survey on Museums and Archaeological Sites.

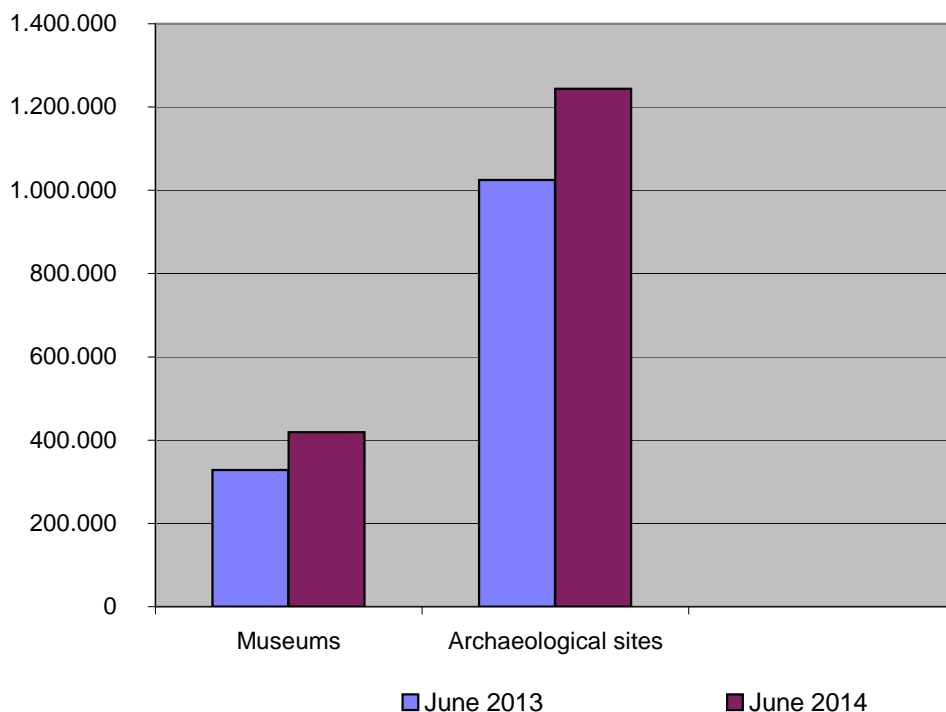
During June 2014, museums experienced a 27,7% increase in visitor numbers and a 30,1% increase in their receipts, in comparison with the corresponding month of 2013.

The number of visitors at archaeological sites, in June 2014, recorded an increase of 21,3% and the respective receipts recorded an increase of 14,3% , in comparison with the corresponding month of 2013 (Table 1).

During the six-months of 2014, there was a 20,2% increase in the number of visitors of museums and a 26,6% increase in the respective receipts, in comparison with the corresponding period of 2013.

The number of visitors at archaeological sites, during the six-months of 2014 recorded an increase of 24% and the corresponding receipts rose by 17,1%, in comparison with the corresponding period of 2013 (Table 2).

**SURVEY ON MUSEUMS AND ARCHAEOLOGICAL SITES
JUNE 2014**



Information:

Social Statistics Division
Section of Culture and Sports stat.
Vasilopoulos Marios
Tel.: 0030-2131352753 - 2131352129
e-mail: m.vasilopoulos@statistics.gr

**TABLE 1: VISITORS OF MUSEUMS AND ARCHAEOLOGICAL SITES AND TOTAL RECEIPTS
JUNE 2013 AND 2014**

Museums and Archaeological sites	JUNE		Change % 2014/2013
	2013	2014	
	NUMBER OF VISITORS ⁽²⁾		
A. Museums (total)	328.337	419.222	27,7
Acropolis Museum	108.572	137.411	26,6
National Archaeological	28.812	42.845	48,7
Ancient Olympia	10.348	13.658	32,0
Palace of the Grand Master (Rhodes)	30.046	38.600	28,5
Herakleion Archaeological (Crete)	11.806	23.592	99,8
Rhodes	9.373	11.755	25,4
Delphi	12.982	18.669	43,8
Other museums	116.398	132.692	14,0
B. Archaeological Sites (total)	1.025.012	1.243.825	21,3
Epidavros ⁽¹⁾	33.150	45.433	37,1
The Acropolis of Mycenae & Atreus' Treasure	28.943	36.858	27,3
The Acropolis of Athens	173.177	171.172	-1,2
Sounio	19.147	22.807	19,1
The Acropolis of Lindos	78.991	100.507	27,2
Kameiros (Rhodes)	25.018	29.884	19,4
Ancient Olympia	51.858	57.495	10,9
Knossos (Crete)	94.416	92.664	-1,9
Phaistos (Crete)	11.489	13.248	15,3
Ancient Korinthos ⁽¹⁾	12.737	20.768	63,1
Mystras ⁽¹⁾	7.747	11.372	46,8
Delphi	24.938	30.831	23,6
Other archaeological sites	463.401	610.786	31,8
	NUMBER OF VISITORS WITH FREE ADMISSION TICKETS		
Total	323.801	451.631	39,5
A. Museums (free admission ticket)	95.304	129.288	35,7
B. Archaeological sites (free admission ticket)	228.497	322.343	41,1
	RECEIPTS (euros)		
Total	5.977.077,00	7.002.117,00	17,1
A. Museums	1.079.450,00	1.404.247,00	30,1
B. Archaeological sites	4.897.627,00	5.597.870,00	14,3

(1) Flat rate ticket, valid both for the museum and the archaeological site.

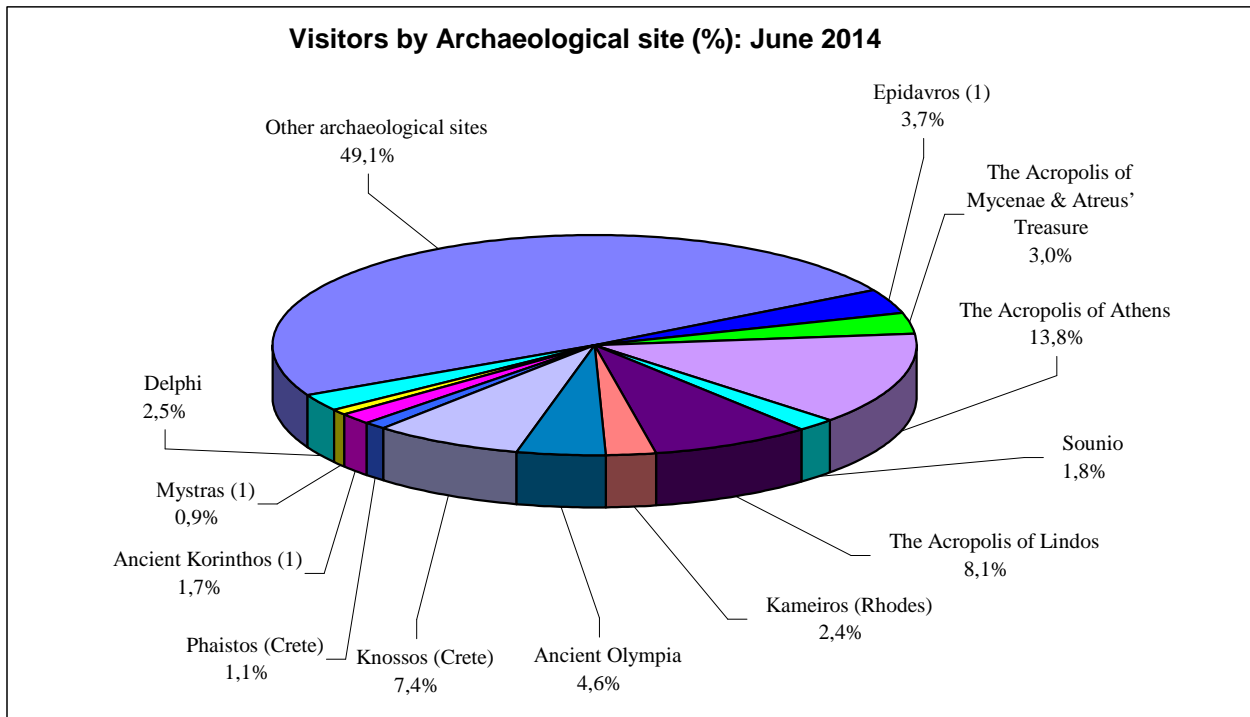
(2) Including also free admission tickets for museums and archaeological sites.

TABLE 2: VISITORS OF MUSEUMS AND ARCHAEOLOGICAL SITES AND TOTAL RECEIPTS: 2012, 2013, AND JANUARY - JUNE 2013- 2014

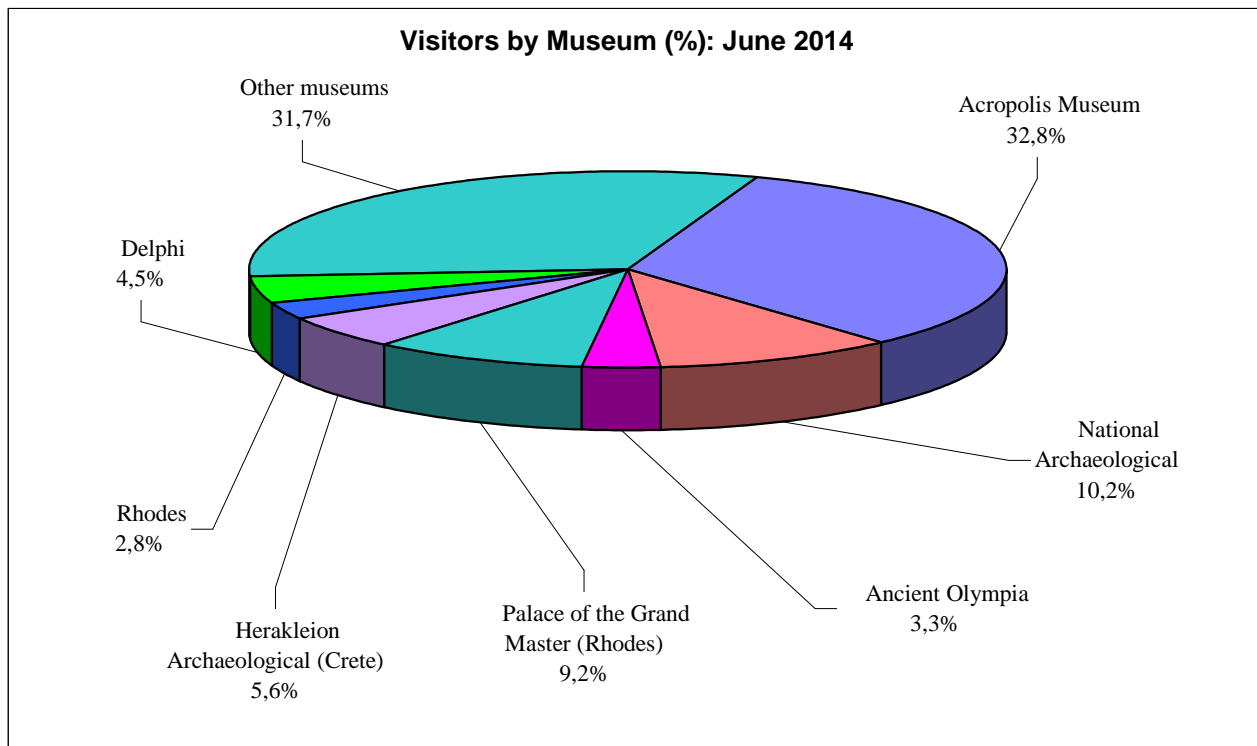
Museums and Archaeological sites	2012	2013	JANUARY-JUNE		Change % 2014/2013
			2013	2014	
	NUMBER OF VISITORS				
A. Museums (total)	2.975.689	3.391.218	1.512.774	1.817.800	20,2
Acropolis Museum	1.020.462	1.091.139	509.944	609.181	19,5
National Archaeological	311.129	395.091	189.493	215.916	13,9
Ancient Olympia	70.408	106.997	53.029	61.824	16,6
Palace of the Grand Master (Rhodes)	189.900	217.329	63.946	81.273	27,1
Herakleion Archaeological (Crete)	105.681	135.963	33.069	64.323	94,5
Rhodes	64.038	67.985	21.051	25.422	20,8
Delphi	122.985	145.298	74.000	97.584	31,9
Other museums	1.091.086	1.231.416	568.242	662.277	16,5
B. Archaeological sites (total)	6.693.845	8.167.889	3.110.037	3.855.683	24,0
Epidavros ⁽¹⁾	245.450	318.537	151.050	190.813	26,3
The Acropolis of Mycenae & Atreus' Treasure	218.472	280.468	136.135	180.415	32,5
The Acropolis of Athens	1.374.365	1.390.056	623.578	644.521	3,4
Sounio	140.473	175.370	75.496	90.557	19,9
The Acropolis of Lindos	430.944	497.647	151.202	197.585	30,7
Kameiros (Rhodes)	129.505	163.878	49.195	61.761	25,5
Ancient Olympia	425.199	462.370	182.976	187.696	2,6
Knossos (Crete)	603.514	697.121	224.728	231.105	2,8
Phaistos (Crete)	78.769	88.691	27.736	37.811	36,3
Ancient Korinthos ⁽¹⁾	111.928	123.888	57.177	76.515	33,8
Mystras ⁽¹⁾	50.879	89.165	34.904	49.103	40,7
Delphi	213.509	227.079	99.095	136.440	37,7
Other archaeological sites	2.670.838	3.653.619	1.296.765	1.771.361	36,6
	NUMBER OF VISITORS WITH FREE ADMISSION TICKETS				
Total	2.984.232	3.689.062	1.821.466	2.302.824	26,4
A. Museums	1.235.018	1.469.069	767.954	902.786	17,6
B. Archaeological sites	1.749.214	2.219.993	1.053.512	1.400.038	32,9
	R E C E I P T S (euros)				
Total	40.552.784,00	47.004.957,00	16.771.530,00	19.962.332,00	19,0
A. Museums	8.130.382,00	9.224.241,00	3.445.497,00	4.361.853,00	26,6
B. Archaeological sites	32.422.402,00	37.780.716,00	13.326.033,00	15.600.479,00	17,1

(1) Flat rate ticket, valid both for the museum and the archaeological site.

Graph 1



Graph 2



EXPLANATORY NOTES

Museums and Archaeological Sites Survey	The Survey on Museums and Archaeological Sites Attendance has been producing results since 1970, based on data collected by the Archaeological Receipts Fund (ARF) of the Ministry of Culture. The ARF collects data on the number of visitors and the receipts from the tickets sold in the museums and archaeological sites of the country. The corresponding data for the Acropolis Museum are available from December 2009 onwards.
Legal Framework	Since 1970, the present survey is a continuous one and has been producing results on a monthly and yearly basis in compliance with the Joint Ministerial Decision 15189/B379/73. ELSTAT is tabulating data concerning 150 museums and 120 archaeological sites all over Greece.
Reference Period	1/6/2014 to 30/6/2014
Information on tickets	From January 2002 onwards, the number of museums' visitors includes both the visitors who have bought a ticket and the visitors with free admission. From 16-06-1996 onwards, the museums and the archaeological sites all over Greece have a paid admission for all the visitors, Greeks and foreigners, all over the year, except the following dates, which are free admission days: <ol style="list-style-type: none">1. National Holidays (25th of March and 28th of October)2. The first Sunday every month during the five month period from 1 November to 31 March,3. The 6th of March (in memory of Melina Merkouri)4. The 18th of April (International Monuments Day),5. The 18th of May (International Museums Day),6. The 5th of June (International Environment Day),7. The last weekend of September annually (European Heritage Days)
Free admissions	Free admission for: <ol style="list-style-type: none">1. Young persons from EU-countries under 18 years of age, with current identification card to confirm their age,2. Students of Universities and of Higher and Technical Education Institutions or equivalent institutions of EU- countries, as well as of Tour Guide Training Institutes, with current student identification card or International Student Identity Card (ISIC),3. Employees of the Hellenic Ministry of Culture with current working identification card.4. ICOM and ICOMOS cardholders,5. Development,6. Teachers accompanying pupils and students on primary, secondary and tertiary education institution tours,7. Journalists with current journalists' identification card,8. Members of Associations and Societies of Friends of Museums and Archaeological Sites,9. Official guests of the Greek Government, after relevant approval,10. Escorts of blind persons and persons with disabilities,11. Free admission cardholders,12. Holders of the Culture Card.
Number of flat rate tickets	From April 1999 onwards, in addition to the ordinary tickets, a new "flat rate ticket" is established, which is valid for both some museums and the nearby archaeological site. The total number of these flat rate tickets for June 2014 is 149.842
References	More information on the Museums and Archaeological Sites Survey are available on the website of ELSTAT (www.statistics.gr). In addition, more detailed data, current and past time series are also available on the website of ELSTAT.