



# P R E S S   R E L E A S E

## MUSEUMS AND ARCHAEOLOGICAL SITES ATTENDANCE SURVEY NOVEMBER 2013

ELSTAT announces the results of the Survey on Museums and Archaeological Sites.

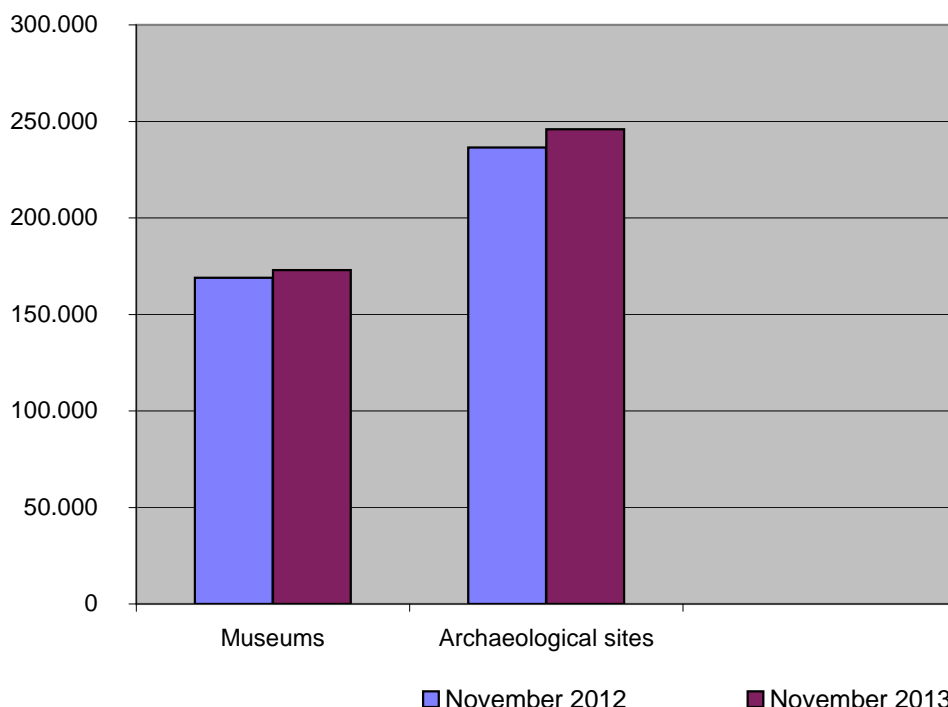
During November 2013, museums experienced a 2,4% increase in visitor numbers and a 0,6% increase in their receipts, in comparison with the corresponding month of 2012.

The number of visitors at archaeological sites, in November 2013, recorded an increase of 4% but the respective receipts recorded a decrease of 1,4% , in comparison with the corresponding month of 2012 (Table 1).

During the eleven-months of 2013, there was a 14,9% increase in the number of visitors of museums and a 13,8% increase in the respective receipts, in comparison with the corresponding period of 2012.

The number of visitors at archaeological sites, during the eleven-months of 2013 recorded an increase of 22,3% and the corresponding receipts rose by 16,6%, in comparison with the corresponding period of 2012 (Table 2).

**SURVEY ON MUSEUMS AND ARCHAEOLOGICAL SITES  
NOVEMBER 2013**



Information:

Social Statistics Division  
Section of Culture and Sports stat.  
Vasilopoulos Marios  
Tel.: 0030-2131352753  
e-mail: vasm@statistics.gr

**TABLE 1: VISITORS OF MUSEUMS AND ARCHAEOLOGICAL SITES AND TOTAL RECEIPTS  
NOVEMBER 2012 AND 2013**

Museums and Archaeological sites	NOVEMBER		Change % 2013/2012
	2012	2013	
	<b>NUMBER OF VISITORS <sup>(2)</sup></b>		
<b>A. Museums (total)</b>	<b>168.922</b>	<b>173.020</b>	<b>2,4</b>
Acropolis Museum	60.372	61.225	1,4
National Archaeological	24.206	25.970	7,3
Ancient Olympia	2.368	3.031	28,0
Palace of the Grand Master (Rhodes)	7.246	4.297	-40,7
Herakleion Archaeological (Crete)	1.561	2.998	92,1
Rhodes	1.841	1.406	-23,6
Delphi	5.970	5.955	-0,3
Other museums	65.358	68.138	4,3
<b>B. Archaeological Sites (total)</b>	<b>236.489</b>	<b>245.945</b>	<b>4,0</b>
Epidavros <sup>(1)</sup>	6.790	7.338	8,1
The Acropolis of Mycenae & Atreus' Treasure	7.590	7.684	1,2
The Acropolis of Athens	77.855	64.056	-17,7
Sounio	8.760	8.198	-6,4
The Acropolis of Lindos	3.899	2.544	-34,8
Kameiros (Rhodes)	1.031	601	-41,7
Ancient Olympia	20.760	19.295	-7,1
Knossos (Crete)	10.036	9.790	-2,5
Phaistos (Crete)	827	1.638	98,1
Ancient Korinthos <sup>(1)</sup>	7.071	7.181	1,6
Mystras <sup>(1)</sup>	2.165	2.263	4,5
Delphi	7.630	7.032	-7,8
Other archaeological sites	82.075	108.325	32,0
	<b>NUMBER OF VISITORS WITH FREE ADMISSION TICKETS</b>		
<b>Total</b>	<b>168.018</b>	<b>182.444</b>	<b>8,6</b>
A. Museums (free admission ticket)	88.512	93.242	5,3
B. Archaeological sites (free admission ticket)	79.506	89.202	12,2
	<b>RECEIPTS (euros)</b>		
<b>Total</b>	<b>1.629.873,00</b>	<b>1.614.256,00</b>	<b>-1,0</b>
A. Museums	376.600,00	378.913,00	0,6
B. Archaeological sites	1.253.273,00	1.235.343,00	-1,4

(1) Flat rate ticket, valid both for the museum and the archaeological site.

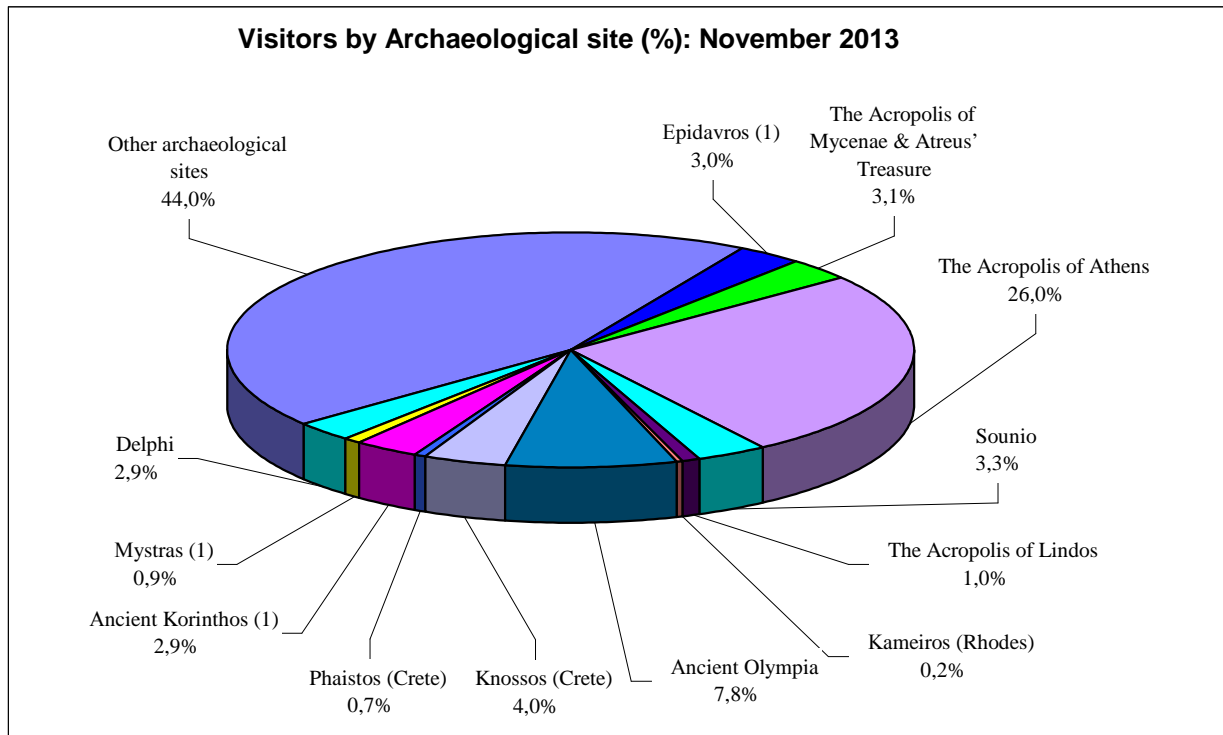
(2) Including also free admission tickets for museums and archaeological sites.

**TABLE 2: VISITORS OF MUSEUMS AND ARCHAEOLOGICAL SITES AND TOTAL RECEIPTS: 2011, 2012 AND JANUARY - NOVEMBER 2012- 2013**

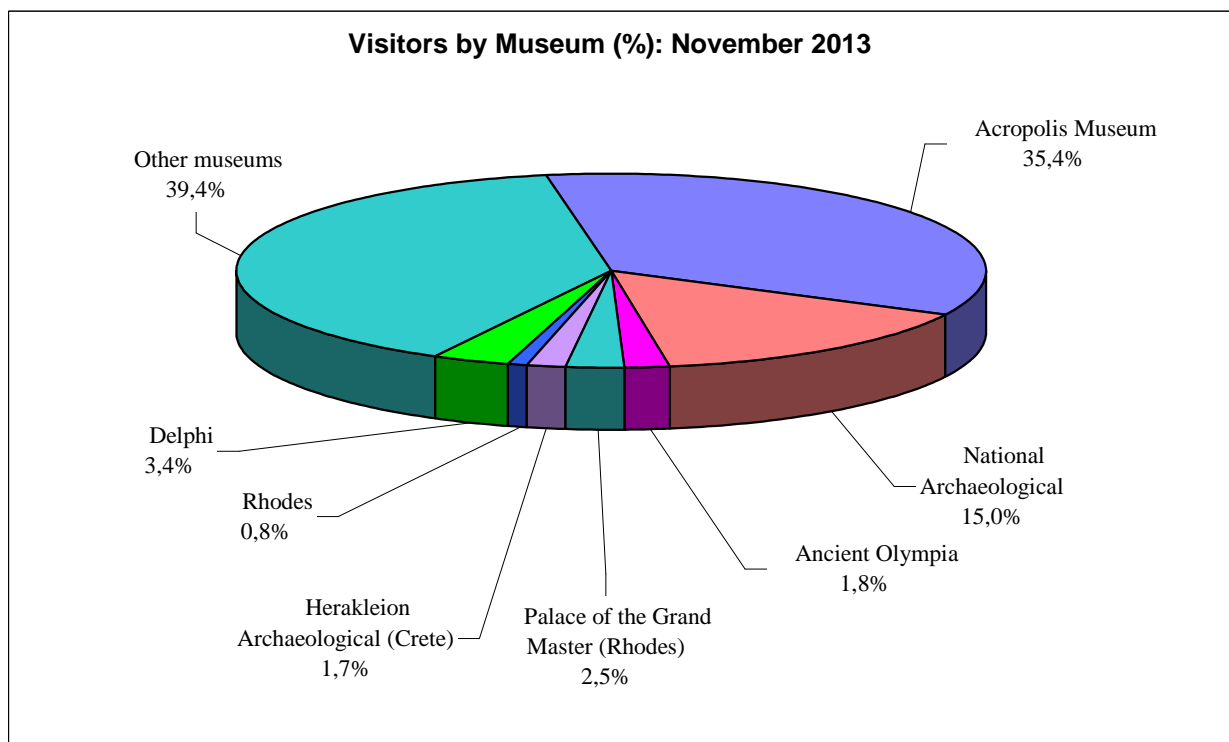
Museums and Archaeological sites	2011	2012	January - November		Change % 2013/2012
			2012	2013	
	<b>NUMBER OF VISITORS</b>				
<b>A. Museums (total)</b>	<b>3.061.490</b>	<b>2.975.689</b>	<b>2.828.557</b>	<b>3.250.735</b>	<b>14,9</b>
Acropolis Museum	1.244.702	1.020.462	972.073	1.038.988	6,9
National Archaeological	170.034	311.129	290.698	372.825	28,3
Ancient Olympia	62.878	70.408	68.472	105.046	53,4
Palace of the Grand Master (Rhodes)	217.090	189.900	188.878	216.969	14,9
Herakleion Archaeological (Crete)	118.502	105.681	104.018	134.394	29,2
Rhodes	74.881	64.038	63.785	67.819	6,3
Delphi	117.600	122.985	117.270	139.162	18,7
Other museums	1.055.803	1.091.086	1.023.363	1.175.532	14,9
<b>B. Archaeological sites (total)</b>	<b>6.517.645</b>	<b>6.693.845</b>	<b>6.562.810</b>	<b>8.027.618</b>	<b>22,3</b>
Epidavros <sup>(1)</sup>	241.100	245.450	241.940	315.435	30,4
The Acropolis of Mycenae & Atreus' Treasure	190.266	218.472	214.282	276.949	29,2
The Acropolis of Athens	1.317.572	1.374.365	1.338.914	1.357.712	1,4
Sounio	156.640	140.473	136.270	170.679	25,3
The Acropolis of Lindos	510.883	430.944	430.454	497.338	15,5
Kameiros (Rhodes)	151.609	129.505	129.425	163.785	26,5
Ancient Olympia	438.452	425.199	418.808	455.682	8,8
Knossos (Crete)	623.338	603.514	596.964	693.670	16,2
Phaistos (Crete)	88.835	78.769	78.586	88.323	12,4
Ancient Korinthos <sup>(1)</sup>	109.205	111.928	110.011	120.956	9,9
Mystras <sup>(1)</sup>	65.060	50.879	49.734	87.703	76,3
Delphi	186.880	213.509	208.369	220.675	5,9
Other archaeological sites	2.437.805	2.670.838	2.609.053	3.578.711	37,2
	<b>NUMBER OF VISITORS WITH FREE ADMISSION TICKETS</b>				
<b>Total</b>	<b>1.706.503</b>	<b>2.984.232</b>	<b>2.828.729</b>	<b>3.539.836</b>	<b>25,1</b>
A. Museums	931.521	1.235.018	1.145.048	1.387.836	21,2
B. Archaeological sites	774.982	1.749.214	1.683.681	2.152.000	27,8
	<b>R E C E I P T S (euros)</b>				
<b>Total</b>	<b>47.941.464,00</b>	<b>40.552.784,00</b>	<b>39.770.859,00</b>	<b>46.164.223,00</b>	<b>16,1</b>
A. Museums	9.959.450,00	8.130.382,00	7.866.597,00	8.953.272,00	13,8
B. Archaeological sites	37.982.014,00	32.422.402,00	31.904.262,00	37.210.951,00	16,6

(1) Flat rate ticket, valid both for the museum and the archaeological site.

**Graph 1**



**Graph 2**



## EXPLANATORY NOTES

<b>Museums and Archaeological Sites Survey</b>	<p>The Survey on Museums and Archaeological Sites Attendance has been producing results since 1970, based on data collected by the Archaeological Receipts Fund (ARF) of the Ministry of Culture. The ARF collects data on the number of visitors and the receipts from the tickets sold in the museums and archaeological sites of the country.</p> <p>The corresponding data for the Acropolis Museum are available from December 2009 onwards.</p>
<b>Legal Framework</b>	<p>Since 1970, the present survey is a continuous one and has been producing results on a monthly and yearly basis in compliance with the Joint Ministerial Decision 15189/B379/73. ELSTAT is tabulating data concerning 150 museums and 120 archaeological sites all over Greece.</p>
<b>Reference Period</b>	<p>1/11/2013 to 30/11/2013</p>
<b>Information on tickets</b>	<p>From January 2002 onwards, the number of museums' visitors includes both the visitors who have bought a ticket and the visitors with free admission. From 16-06-1996 onwards, the museums and the archaeological sites all over Greece have a paid admission for all the visitors, Greeks and foreigners, all over the year, except the following dates, which are free admission days</p> <ul style="list-style-type: none"><li>-National Holidays,</li><li>-Sundays during the five month period from 1 November to 31 March,</li><li>-the first Sunday of April, May, June and October,</li><li>-6 March (in memory of Melina Merkouri)</li><li>-18 April (International Monuments Day),</li><li>-18 May (International Museums Day),</li><li>-5 June (International Environment Day),</li><li>-last weekend of September annually (European Heritage Days)</li><li>-27 September (International Tourism Day)</li></ul>
<b>Free admissions</b>	<p>Free admission exists for:</p> <ul style="list-style-type: none"><li>-Young persons under 18 years of age, with a valid identification card that confirms their age,</li><li>-Students of Universities and Higher Education Institutions of EU- countries, with valid student identification card or International Student Identity Card (ISIC),</li><li>-Greek citizens on military service, with current military service identification card,</li><li>-Employees of the Hellenic Ministry of Culture and of the Archaeological Resources Funds with current working identification card,</li><li>-ICOM and ICOMOS cardholders,</li><li>-Tour Guides with a valid working identification card from the Hellenic Tourism Organisation (EOT),</li><li>-Free admission cardholders.</li></ul>
<b>Number of flat rate tickets</b>	<p>From April 1999 onwards, in addition to the ordinary tickets, a new "flat rate ticket" is established, which is valid for both some museums and the nearby archaeological site. The total number of these flat rate tickets for <b>November</b> 2013 is 37.887 and for the first eleven months of 2013 amounts to 923.594.</p>
<b>References</b>	<p>More information on the Museums and Archaeological Sites Survey are available on the website of ELSTAT (<a href="http://www.statistics.gr">www.statistics.gr</a>). In addition, more detailed data, current and past time series are also available on the website of ELSTAT.</p>