



PRESS RELEASE

MUSEUMS AND ARCHAEOLOGICAL SITES ATTENDANCE SURVEY JULY 2013

ELSTAT announces the results of the Survey on Museums and Archaeological Sites.

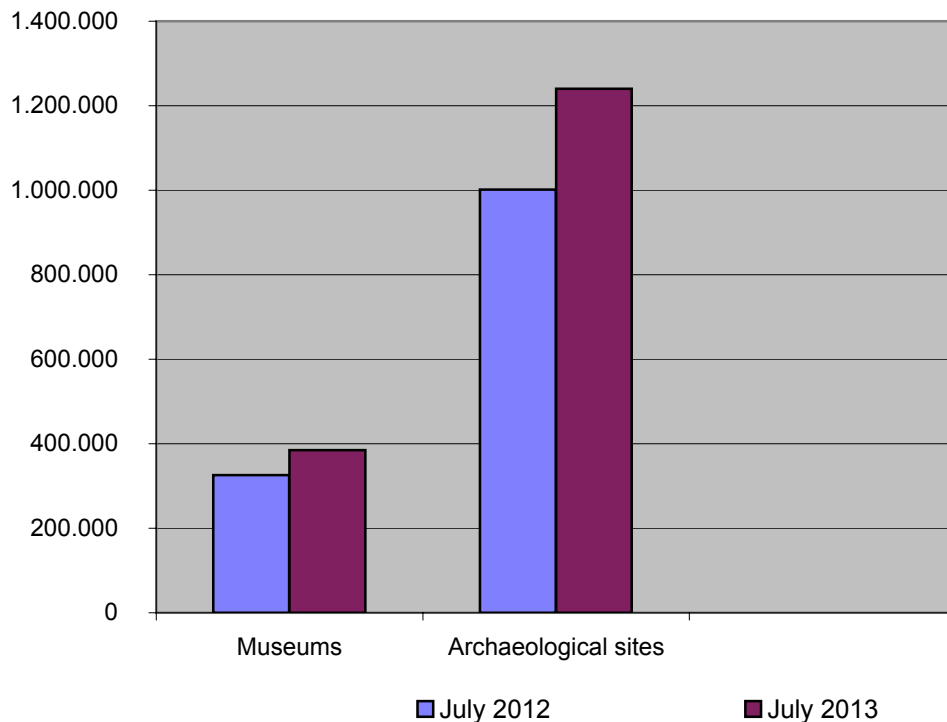
During July 2013, museums experienced a 18.2% increase in visitor numbers and a 14.7% increase in their receipts, in comparison with the corresponding month of 2012.

There is a similar trend for archaeological sites which saw a 23.8% increase in visitor numbers and a 13.3% increase in the respective receipts, in comparison with the corresponding month of 2012 (Table 1).

During the first seven months of 2013, there was a 17.2% increase in the number of visitors of museums and a 12.4% increase in the respective receipts, in comparison with the corresponding period of 2012.

The number of visitors at archaeological sites during the first seven months of 2013 recorded an increase of 28.7%, and the corresponding receipts rose by 19.5%, in comparison with the corresponding period of 2012 (Table 2).

**SURVEY ON MUSEUMS AND ARCHAEOLOGICAL SITES
JULY 2013**



Information:

Social Statistics Division
Section of Culture and sports stat.
Nikolaos Nemparis
Tel. :0030-2131352129
Fax :0030-2131352754

**Table 1. Visitors of museums and archaeological sites and total receipts
July 2012 and 2013**

Museums and Archaeological sites	July		CHANGE %
	2012	2013	2013/2012
NUMBER OF VISITORS⁽²⁾			
A. Museums (total)	325.483	384.688	18,2
Acropolis Museum	106.292	115.865	9,0
National Archaeological	30.373	38.673	27,3
Ancient Olympia	8.071	12.553	55,5
Palace of the Grand Master (Rhodes)	28.484	41.956	47,3
Herakleion Archaeological (Crete)	19.126	17.517	-8,4
Rhodes	10.768	12.397	15,1
Delphi	10.600	15.021	41,7
Other museums	111.769	130.706	16,9
B. Archaeological Sites (total)	1.001.700	1.240.391	23,8
Epidavros ⁽¹⁾	26.800	40.350	50,6
The Acropolis of Mycenae & Atreus' Treasure	36.873	33.603	-8,9
The Acropolis of Athens	173.866	182.418	4,9
Sounio	16.144	20.673	28,1
The Acropolis of Lindos	77.804	100.010	28,5
Kameiros (Rhodes)	21.893	31.019	41,7
Ancient Olympia	66.317	66.043	-0,4
Knossos (Crete)	110.137	123.739	12,4
Phaistos (Crete)	13.802	14.800	7,2
Ancient Korinthos ⁽¹⁾	10.515	12.026	14,4
Mystras ⁽¹⁾	6.995	12.416	77,5
Delphi	27.800	29.497	6,1
Other archaeological sites	412.754	573.797	39,0
NUMBER OF VISITORS WITH FREE ADMISSION TICKETS			
Museums and Archaeological sites	280.749	444.088	58,2
A. Museums (free admission ticket)	85.033	155.645	83,0
B. Archaeological sites (free admission ticket)	195.716	288.443	47,4
R E C E I P T S (euros)			
Museums and Archaeological sites	6.381.602,00	7.244.350,00	13,5
A. Museums	1.124.994,00	1.290.780,00	14,7
B. Archaeological sites	5.256.608,00	5.953.570,00	13,3

(1) Flat rate ticket, valid both for the museum and the archaeological site

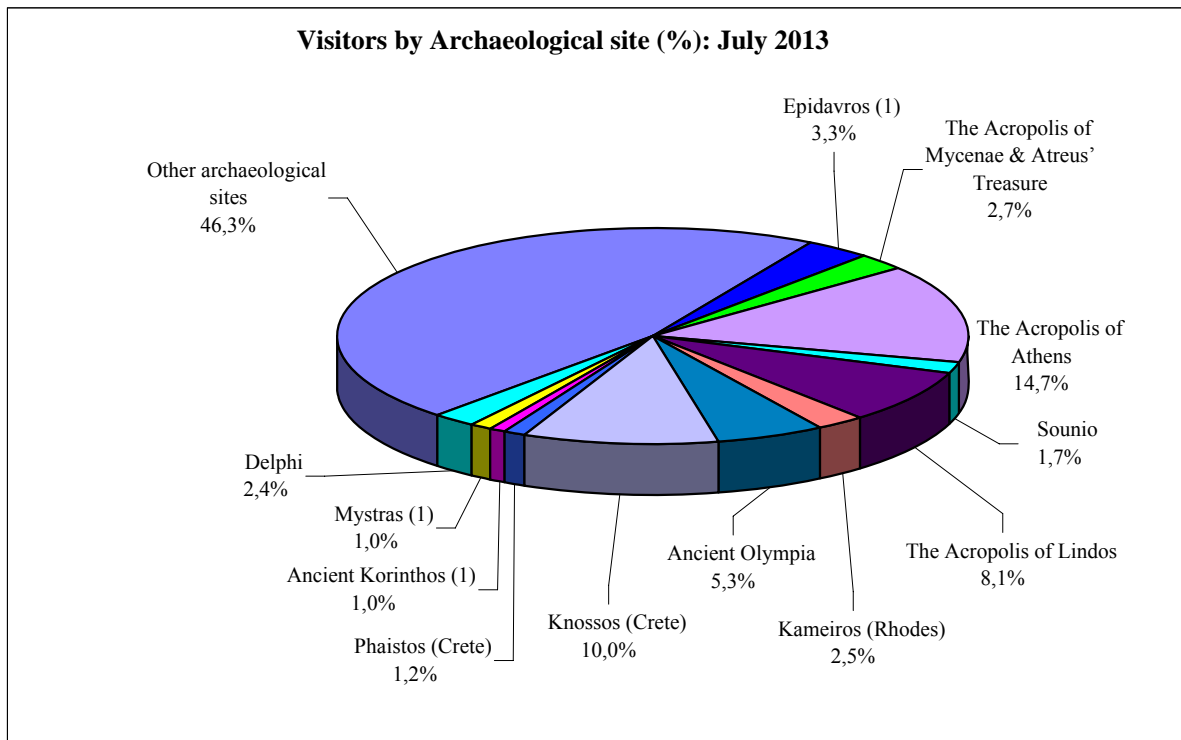
(2) Including also free admission tickets for museums and archaeological sites

Table 2. Visitors of museums and archaeological sites and total receipts: 2011, 2012 and January - July 2012, 2013

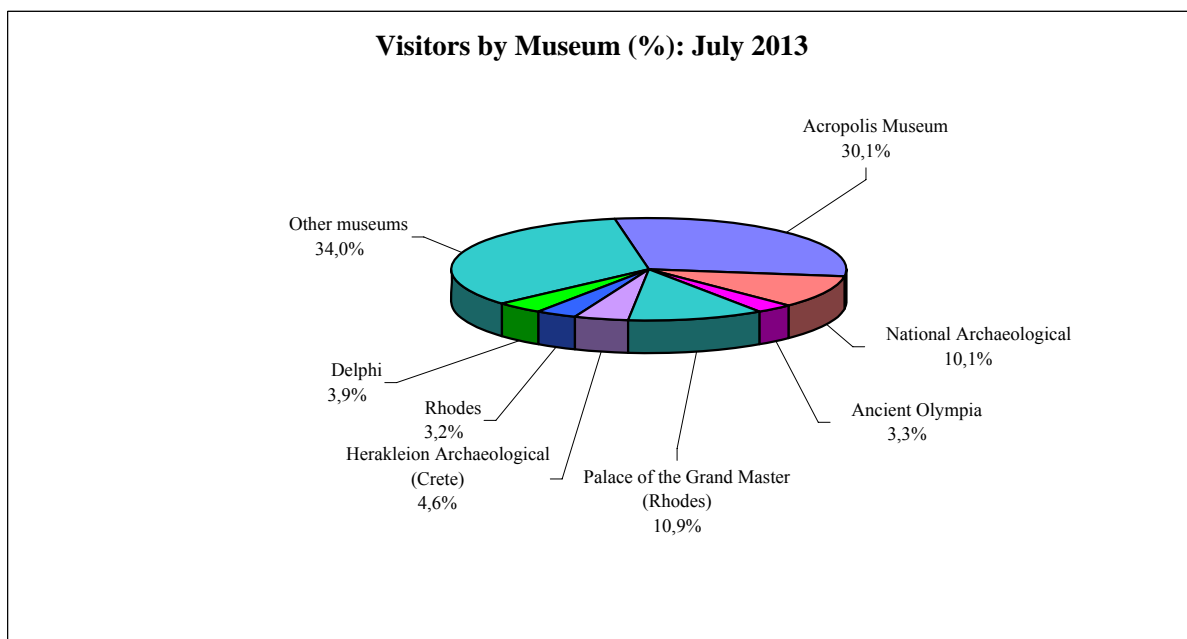
MUSEUMS - ARCHAEOLOGICAL CITES	2011	2012	JANUARY-JULY		CHANGE % 2013/2012
			2012	2013	
NUMBER OF VISITORS					
A. Museums (total)	3.061.490	2.975.689	1.618.629	1.897.462	17,2
Acropolis Museum	1.244.702	1.020.462	586.070	625.809	6,8
National Archaeological	170.034	311.129	169.333	228.166	34,7
Ancient Olympia	62.878	70.408	39.407	65.582	66,4
Palace of the Grand Master (Rhodes)	217.090	189.900	84.797	105.902	24,9
Herakleion Archaeological (Crete)	118.502	105.681	51.496	50.586	-1,8
Rhodes	74.881	64.038	29.178	33.448	14,6
Delphi	117.600	122.985	67.400	89.021	32,1
Other museums	1.055.803	1.091.086	590.948	698.948	18,3
B. Archaeological sites (total)	6.517.645	6.693.845	3.379.146	4.350.428	28,7
Epidavros ⁽¹⁾	241.100	245.450	142.850	191.400	34,0
The Acropolis of Mycenae & Atreus' Treasur	190.266	218.472	112.379	169.738	51,0
The Acropolis of Athens	1.317.572	1.374.365	735.158	805.996	9,6
Sounio	156.640	140.473	70.674	96.169	36,1
The Acropolis of Lindos	510.883	430.944	206.191	251.212	21,8
Kameiros (Rhodes)	151.609	129.505	64.387	80.214	24,6
Ancient Olympia	438.452	425.199	210.322	249.019	18,4
Knossos (Crete)	623.338	603.514	294.854	348.467	18,2
Phaistos (Crete)	88.835	78.769	38.124	42.536	11,6
Ancient Korinthos ⁽¹⁾	109.205	111.928	67.063	69.203	3,2
Mystras ⁽¹⁾	65.060	50.879	21.260	47.320	122,6
Delphi	186.880	213.509	127.989	128.592	0,5
Other archaeological sites	2.437.805	2.670.838	1.287.895	1.870.562	45,2
NUMBER OF VISITORS WITH FREE ADMISSION TICKETS					
Total	1.706.503	2.984.232	1.655.556	2.265.554	36,8
A. Museums	931521	1235018	715.039	923.599	29,2
B. Archaeological sites	774982	1749214	940.517	1.341.955	42,7
R E C E I P T S (euros)					
Total	47.941.464,00	41.442.074,00	20.347.499,00	24.015.880,00	18,0
A. Museums	9.959.450,00	8.130.382,00	4.214.012,00	4.736.277,00	12,4
B. Archaeological sites	37.982.014,00	33.311.692,00	16.133.487,00	19.279.603,00	19,5

(1) Flat rate ticket, valid both for the museum and the archaeological site

Graph 1



Graph 2



EXPLANATORY NOTES

- Museums and Archaeological Sites Survey** The Survey on Museums and Archaeological Sites Attendance has been producing results since 1970, based on data collected by the Archaeological Receipts Fund (ARF) of the Ministry of Culture. The ARF collects data on number of visitors and receipts from the tickets sold in the museums and archaeological sites of the country.
The corresponding data for the Acropolis Museum are available from December 2009 onwards.
- Legal Framework** Since 1970, the present survey is a continuous one and has been producing results on a monthly and yearly basis in compliance with the Joint Ministerial Decision 15189/B379/73. ELSTAT is tabulating data concerning 150 museums and 120 archaeological sites all over Greece.
- Reference Period** 1/7/2013 until 31/7/2013
- Information on tickets** From January 2002 onwards, the number of museums' visitors includes both the visitors who have bought a ticket and the visitors with free admission. From 16-06-1996 onwards, the museums and the archaeological sites all over Greece have a paid admission for all the visitors, Greeks and foreigners, all over the year, except the following dates, which are free admission days
- National Holidays,
 - Sundays during the five month period from 1 November to 31 March,
 - the first Sunday of April, May, June and October,
 - 6 March (in memory of Melina Merkouri)
 - 18 April (International Monuments Day),
 - 18 May (International Museums Day),
 - 5 June (International Environment Day),
 - last weekend of September annually (European Heritage Days)
 - 27 September (International Tourism Day)
- Free admissions** Free admission exists for:
- Young persons under 18 years of age, with a valid identification card that confirms their age,
 - Students of Universities and Higher Education Institutions of EU- countries, with valid student identification card or International Student Identity Card (ISIC),
 - Greek citizens on military service, with current military service identification card,
 - Employees of the Hellenic Ministry of Culture and of the Archaeological Resources Funds with current working identification card,
 - ICOM and ICOMOS cardholders,
 - Tour Guides with a valid working identification card from the Hellenic Tourism Organisation (EOT),
 - Free admission cardholders.
- Number of flat rate tickets** From April 1999 onwards, in addition to the ordinary tickets, a new "flat rate ticket" is established, which is valid for both some museums and the nearby archaeological site. The total number of these flat rate tickets for June is: 149,562 and for the first six months total at 466,665.
- References** More information on the Museums and Archaeological Sites Survey are available on the website of ELSTAT (www.statistics.gr). In addition, more detailed data, current and past time series are also available on the website of ELSTAT.