



PRESS RELEASE

ISSUING OF MOTOR VEHICLE LICENSES: FEBRUARY 2021

The Hellenic Statistical Authority announces that in February 2021, 13,464 road motor cars (both new and used from abroad) were put into circulation for the first time, recording an 18.8% decrease compared with the corresponding month of 2020 when the number of road motor cars was 16,589. In February 2020, a 7.7% increase had been observed in comparison with the corresponding month of 2019 (Table 1, Graphs 1,2,3,5). A total number of 7,379 new cars were put into circulation in February 2021 compared with 8,520 in February 2020, recording a 13.4% decrease.

The number of new motorcycles over 50cc (both new and used from abroad) that were put into circulation for the first time in February 2021 amounted to 2,514, recording no considerable change compared with 2020 when the corresponding number was 2,515. In February 2020, a 34.1% increase had been observed in comparison with the corresponding month of 2019 (Table 1, Graph 4). Out of the above motorcycles 2,233 were new, while the corresponding figure in February 2020 was 2,264, recording a 1.4% decrease.

During the period January - February 2021, 29,447 road motor cars (both new and used from abroad) were put into circulation for the first time, representing a decrease of 24.4% compared to the corresponding period of 2020 when the number of road motor cars was 38,944. During the period January - February 2020 an increase of 8.1% had been observed in comparison with the corresponding period of 2019 (Table 3, Graphs 6,7). Out of the above number of road motor cars that were put into circulation, from January to February 2021, 15,857 were new, while the corresponding number during the respective period of 2020 was 18,823, recording a decrease of 15.8%.

During the period January - February 2021 the circulation of new motorcycles over 50cc (both new and used from abroad) amounted to 4,471 against 5,020 in 2020, thus representing a 10.9% decrease. An increase of 31.0% had been observed during the period January - February 2020 in comparison with the corresponding period of 2019 (Table 3, Graphs 6,7). A total number of 3,937 new motorcycles were put into circulation, from January to February 2021, compared with 4,538 during the corresponding period of 2020, recording a 13.2% decrease.

Information on methodological issues:

Sectoral Statistics Division

Transport Statistics Section

Pota Tzortzi, Konstantinos Menexes

Tel: +30 213 135 2187, +30 213 135 3055

Fax: +30 213 135 2757

e-mail: p.tzortzi@statistics.gr, k.menexes@statistics.gr

Information for data provision:

Tel: +30 213 135 2022

e-mail: data.dissem@statistics.gr

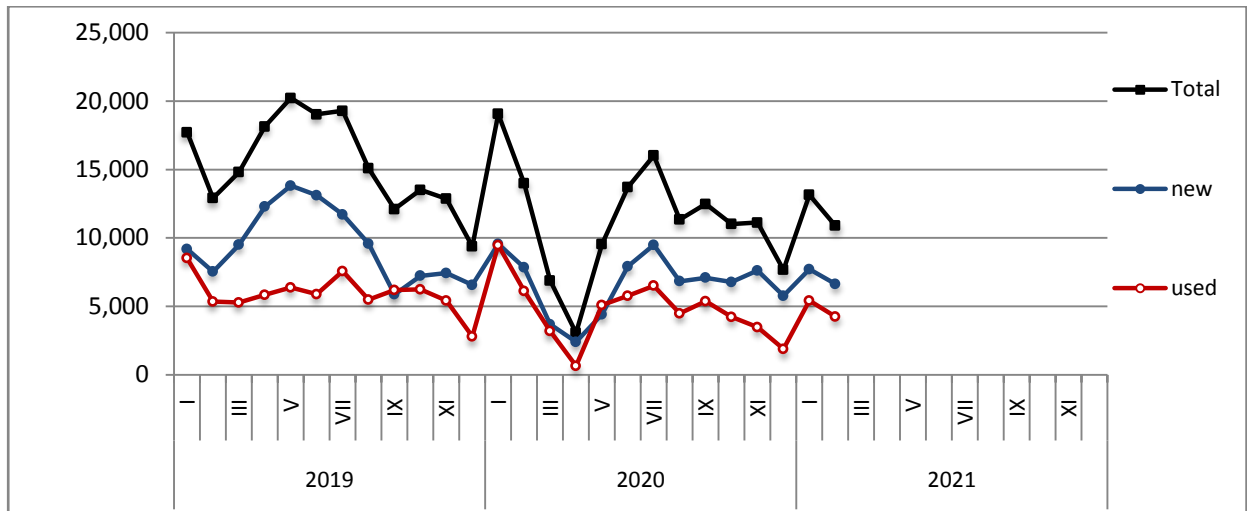
Table 1. Road motor vehicles, both new and used, put into circulation for the first time in Greece: February 2019 - 2021

Category of Road Motor Vehicles	February									Change (%)					
	2019			2020			2021			2020/2019			2021/2020		
	Total	New	Used	Total	New	Used	Total	New	Used	Total	New	Used	Total	New	Used
Greece, total															
Road Motor Vehicles,total	17,279	9,875	7,404	19,104	10,784	8,320	15,978	9,612	6,366	10.6%	9.2%	12.4%	-16.4%	-10.9%	-23.5%
1. Road motor cars	15,404	8,235	7,169	16,589	8,520	8,069	13,464	7,379	6,085	7.7%	3.5%	12.6%	-18.8%	-13.4%	-24.6%
Passenger Cars	12,913	7,553	5,360	13,994	7,854	6,140	10,913	6,652	4,261	8.4%	4.0%	14.6%	-22.0%	-15.3%	-30.6%
Buses	105	10	95	166	26	140	77	14	63	58.1%	160.0%	47.4%	-53.6%	-46.2%	-55.0%
Lorries	2,386	672	1,714	2,429	640	1,789	2,474	713	1,761	1.8%	-4.8%	4.4%	1.9%	11.4%	-1.6%
2. Motorcycles > 50 cc	1,875	1,640	235	2,515	2,264	251	2,514	2,233	281	34.1%	38.0%	6.8%	0.0%	-1.4%	12.0%
Prefecture of Attica															
Road Motor Vehicles,total	8,611	6,348	2,263	9,495	6,824	2,671	8,398	6,103	2,295	10.3%	7.5%	18.0%	-11.6%	-10.6%	-14.1%
1. Road motor cars	7,625	5,432	2,193	8,095	5,491	2,604	7,044	4,835	2,209	6.2%	1.1%	18.7%	-13.0%	-11.9%	-15.2%
Passenger Cars	6,936	5,120	1,816	7,292	5,124	2,168	6,166	4,428	1,738	5.1%	0.1%	19.4%	-15.4%	-13.6%	-19.8%
Buses	39	8	31	53	12	41	26	9	17	35.9%	50.0%	32.3%	-50.9%	-25.0%	-58.5%
Lorries	650	304	346	750	355	395	852	398	454	15.4%	16.8%	14.2%	13.6%	12.1%	14.9%
2. Motorcycles > 50 cc	986	916	70	1,400	1,333	67	1,354	1,268	86	42.0%	45.5%	-4.3%	-3.3%	-4.9%	28.4%

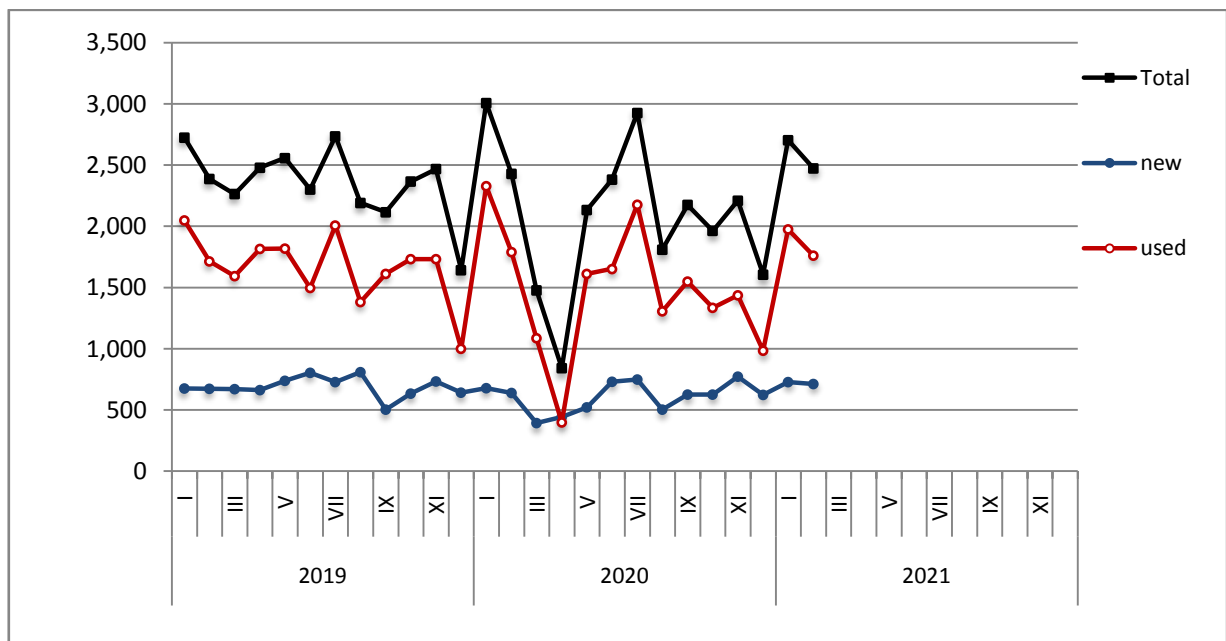
Table 2. Road motor vehicles, both new and used, put into circulation for the first time in Greece: March 2019 - February 2021

Category of Road Motor Vehicles	Average Mar. 2019 - Feb. 2020			Average Mar. 2020 - Feb. 2021			Change (%)		
							Average Mar. 2020 - Feb. 2021 / Average Mar. 2019 - Feb. 2020		
	Total	New	Used	Total	New	Used	Total	New	Used
Greece, total									
Road Motor Vehicles,total	21,733	13,544	8,189	15,924	9,924	6,000	-26.7%	-26.7%	-26.7%
1. Road motor cars	18,154	10,273	7,881	12,756	7,019	5,737	-29.7%	-31.7%	-27.2%
Passenger Cars	15,628	9,557	6,071	10,585	6,379	4,206	-32.3%	-33.3%	-30.7%
Buses	147	29	118	113	21	92	-23.1%	-27.6%	-22.0%
Lorries	2,379	687	1,692	2,058	619	1,439	-13.5%	-9.9%	-15.0%
2. Motorcycles > 50 cc	3,579	3,271	308	3,168	2,905	263	-11.5%	-11.2%	-14.6%

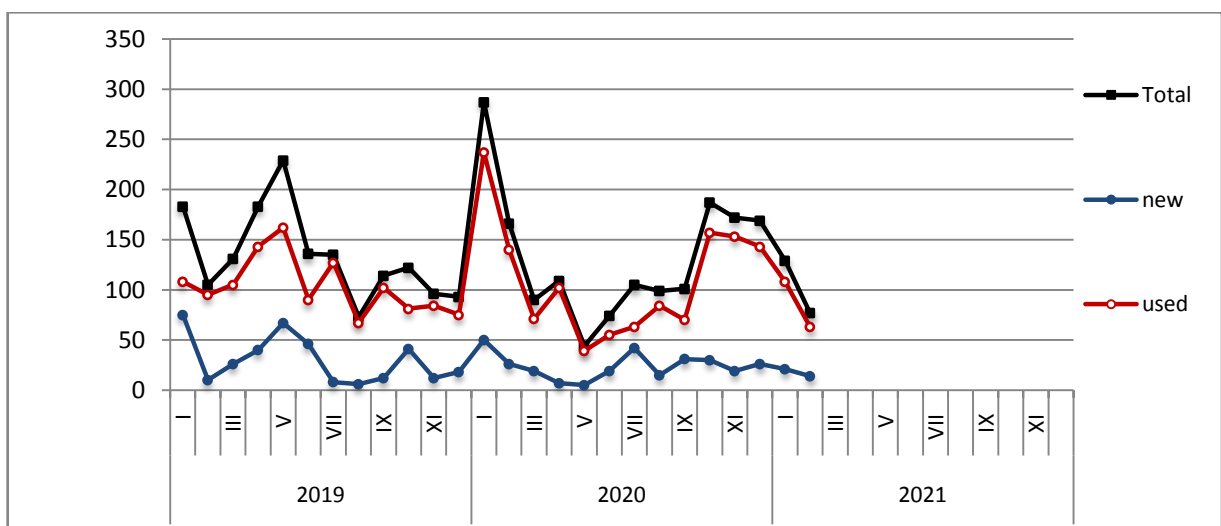
Graph 1: Passenger Cars (January 2019 – February 2021)



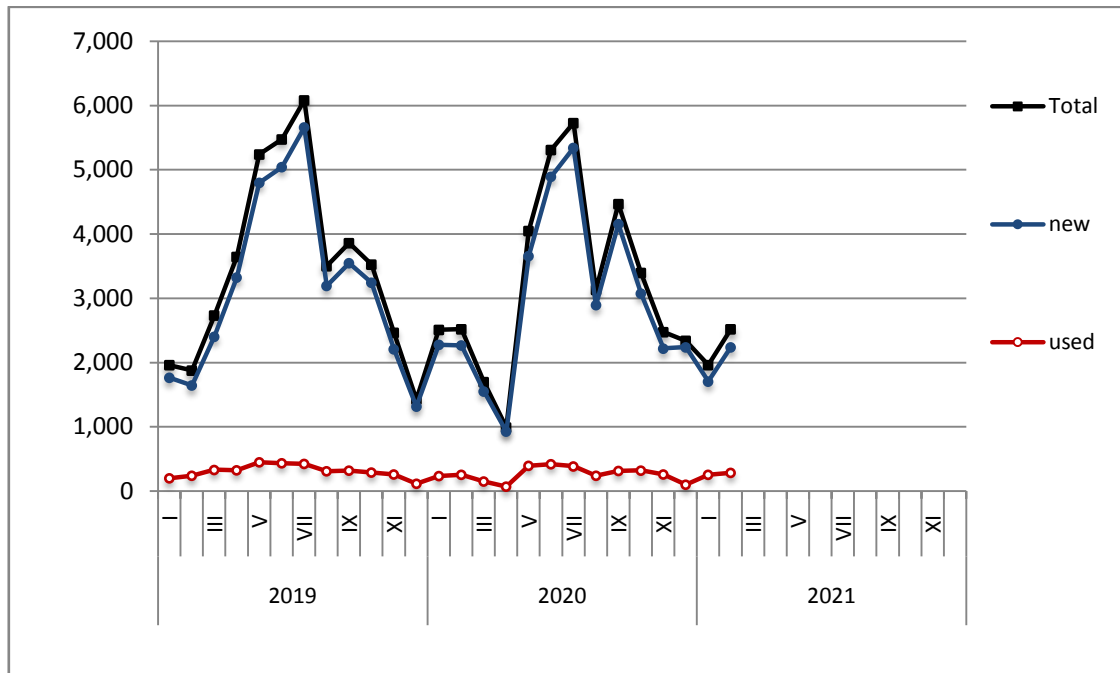
Graph 2: Lorries (January 2019 – February 2021)



Graph 3: Buses (January 2019 – February 2021)



Graph 4: Motorcycles (January 2019 – February 2021)



Graph 5: New Registrations of Motor Vehicles (February 2021)

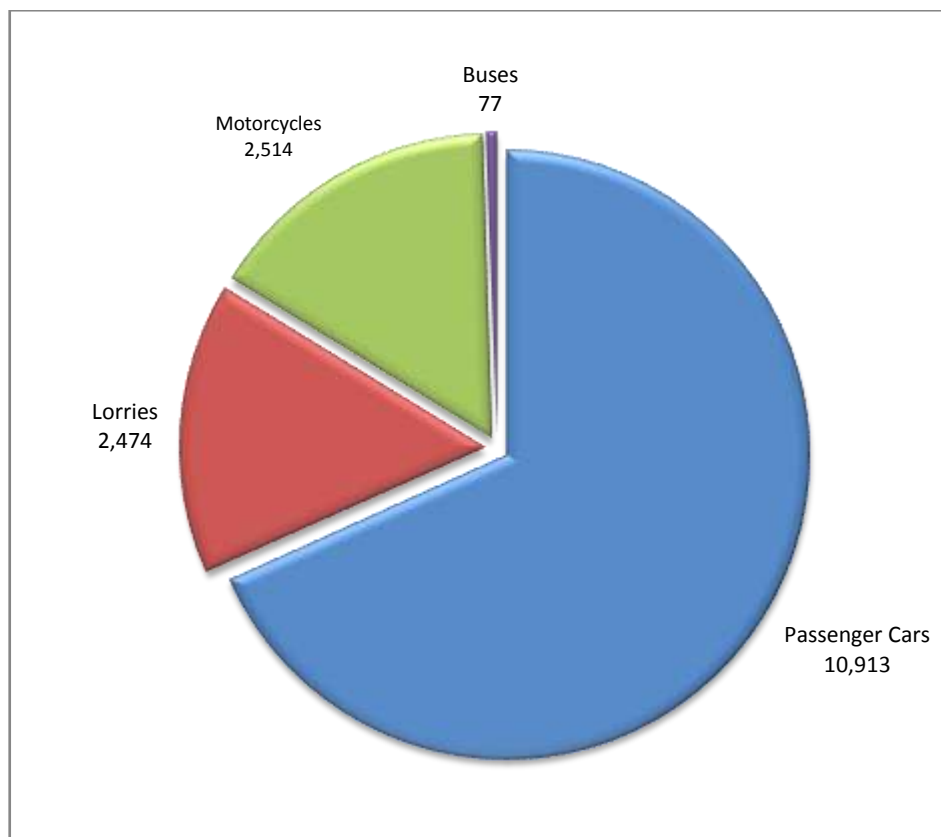
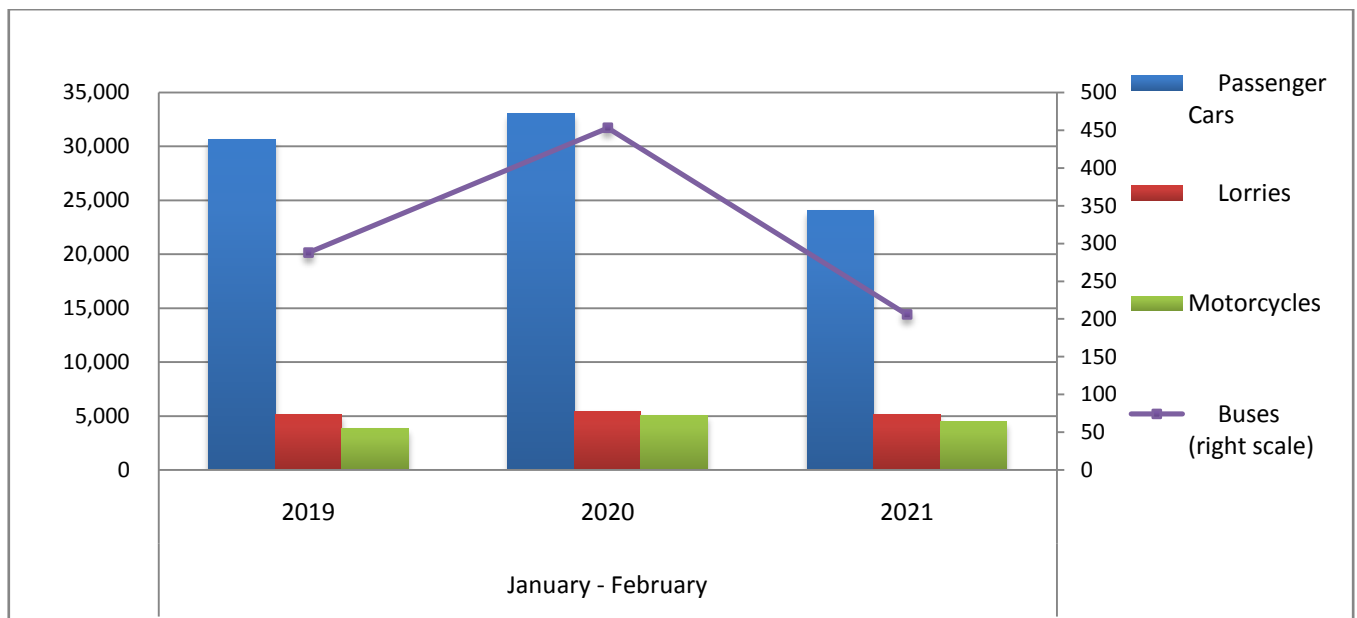


Table 3. Road motor vehicles, both new and used, put into circulation for the first time in Greece: January - February, years 2019 till 2021															
Category of Road Motor Vehicles	January - February									Change (%)					
	2019			2020			2021			2020/2019			2021/2020		
	Total	New	Used	Total	New	Used	Total	New	Used	Total	New	Used	Total	New	Used
Greece, total															
Road Motor Vehicles, total	39,869	21,584	18,285	43,964	23,361	20,603	33,918	19,794	14,124	10.3%	8.2%	12.7%	-22.9%	-15.3%	-31.4%
1. Road motor cars	36,038	18,183	17,855	38,944	18,823	20,121	29,447	15,857	13,590	8.1%	3.5%	12.7%	-24.4%	-15.8%	-32.5%
Passenger Cars	30,640	16,751	13,889	33,055	17,428	15,627	24,064	14,381	9,683	7.9%	4.0%	12.5%	-27.2%	-17.5%	-38.0%
Buses	288	85	203	453	76	377	206	35	171	57.3%	-10.6%	85.7%	-54.5%	-53.9%	-54.6%
Lorries	5,110	1,347	3,763	5,436	1,319	4,117	5,177	1,441	3,736	6.4%	-2.1%	9.4%	-4.8%	9.2%	-9.3%
2. Motorcycles > 50 cc	3,831	3,401	430	5,020	4,538	482	4,471	3,937	534	31.0%	33.4%	12.1%	-10.9%	-13.2%	10.8%
Prefecture of Attica															
Road Motor Vehicles, total	19,301	13,722	5,579	20,754	14,555	6,199	17,815	12,758	5,057	7.5%	6.1%	11.1%	-14.2%	-12.3%	-18.4%
1. Road motor cars	17,229	11,776	5,453	17,959	11,897	6,062	15,182	10,289	4,893	4.2%	1.0%	11.2%	-15.5%	-13.5%	-19.3%
Passenger Cars	15,771	11,129	4,642	16,247	11,185	5,062	13,345	9,485	3,860	3.0%	0.5%	9.0%	-17.9%	-15.2%	-23.7%
Buses	89	19	70	169	47	122	56	20	36	89.9%	147.4%	74.3%	-66.9%	-57.4%	-70.5%
Lorries	1,369	628	741	1,543	665	878	1,781	784	997	12.7%	5.9%	18.5%	15.4%	17.9%	13.6%
2. Motorcycles > 50 cc	2,072	1,946	126	2,795	2,658	137	2,633	2,469	164	34.9%	36.6%	8.7%	-5.8%	-7.1%	19.7%

Graph 6. New Motor Vehicles Circulation Licenses: January – February, years 2019 till 2021



Graph 7. New Registrations of Motor Vehicles: January - February 2021

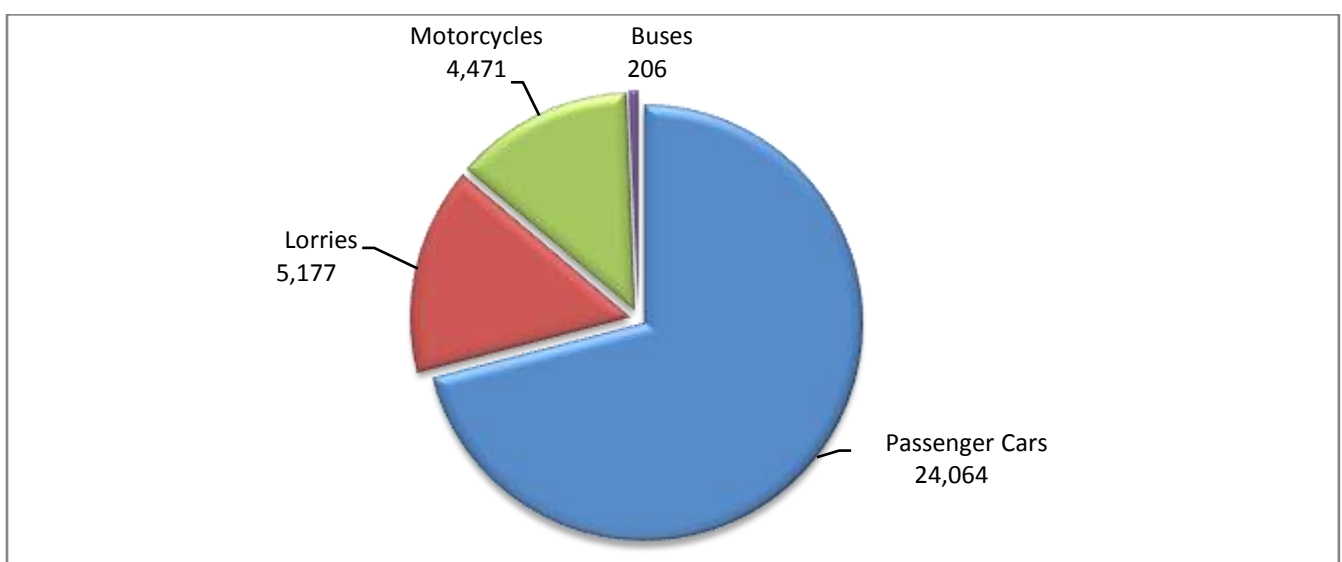


Table 4
Sales of new and used passenger cars by make: February 2021 and January - February 2021

Make	Passenger cars			
	February		January - February	
	new	used	new	used
ALFA ROMEO	3	51	5	118
ALPINE	-	-	-	1
ASTON MARTIN	-	-	-	1
AUDI	242	67	477	153
BENTLEY	-	1	-	1
BMW	298	101	651	245
BMW,MINI	-	1	-	1
CHEVROLET	-	43	-	94
CITROEN	112	114	205	271
CITROEN / DS	191	2	499	2
CUPRA	2	-	3	-
DACIA	98	71	224	158
DAIHATSU	-	13	-	26
DETHLEFFS	-	1	-	3
DODGE	-	1	-	1
DS	26	1	49	2
FERRARI	-	1	-	6
FIAT	167	256	296	574
FORD	290	364	603	800
HONDA	39	55	59	135
HUMER	-	-	-	1
HYMER	-	-	1	-
HYUNDAI	342	335	855	754
IVECO	-	1	-	1
JAGUAR	5	4	7	10
JEEP	107	11	178	31
KIA	192	70	485	155
LADA	-	2	-	2
LAMBORGHINI	-	1	-	3
LANCIA	-	8	-	27
LAND ROVER	28	26	112	83
LEXUS	14	11	26	20
MASERATI	-	-	-	2
MAZDA	19	12	34	35
MCLAREN	-	-	-	2
MERCEDES	288	162	650	396
MERCEDES ¹	-	-	1	-
MIA ELECTRIC	-	1	-	1
MINI	107	35	272	78
MITSUBISHI	18	53	45	126
NISSAN	293	297	556	693
NISSAN ¹	-	-	1	-
OPEL	560	347	1,036	800
PEUGEOT	845	179	1,705	390
PEUGEOT ²	1	-	13	-
PORSCHE	9	42	16	99
PSA AUTOMOBILES	-	-	2	-

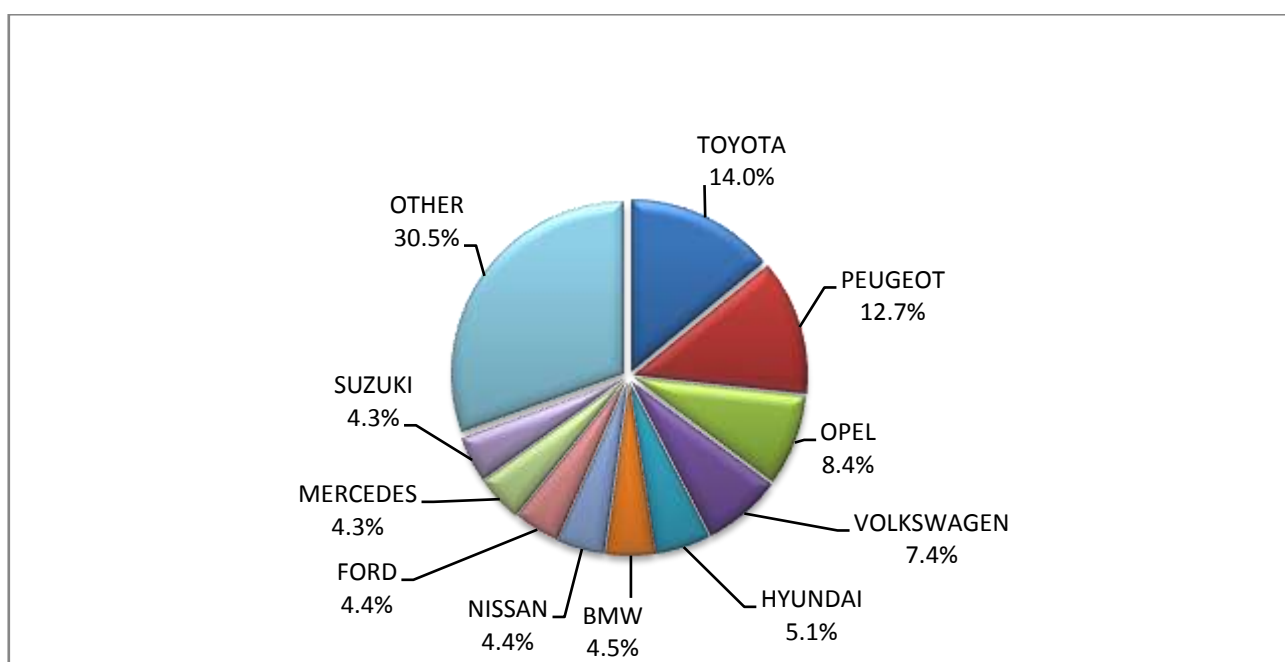
Table 4 (cont)
Sales of new and used passenger cars by make: February 2021 and January - February 2021

Make	Passenger cars			
	February		January - February	
	new	used	new	used
RANGE ROVER	1	2	1	11
RENAULT	228	327	550	685
ROLLER TEAM	1	-	1	1
ROLLS ROYCE	-	-	-	1
SAAB	-	2	-	5
SEA / MOBILVETT	-	-	-	1
SEAT	84	51	191	100
SKODA	197	92	450	174
SMART	8	183	14	374
SSANGYONG	-	-	-	1
SUBARU	3	4	4	12
SUZUKI	15	-	34	-
SUZUKI	286	118	643	270
TESLA	1	3	4	6
TOYOTA	932	525	2,201	1,240
TRIGANO	-	2	-	2
TRIUMPH	-	-	-	1
VOLKSWAGEN	490	204	923	463
VOLKSWAGEN ¹	1	-	1	-
VOLVO	109	7	298	33
WARTBURG	-	1	-	2
TOTAL	6,652	4,261	14,381	9,683

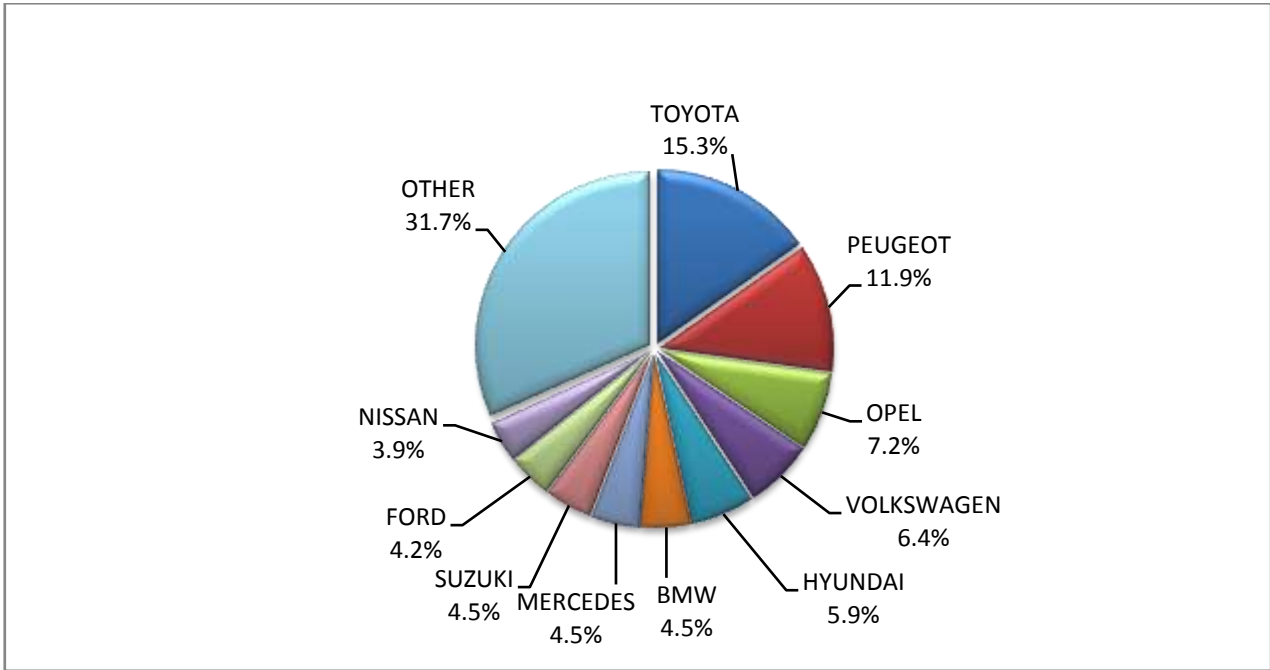
1 : With 2nd/3rd stage manufacturer in Greece.

2 : With 2nd/3rd stage manufacturer abroad.

Graph 8. Sales of new passenger cars by make (February 2021)



Graph 9. Sales of new passenger cars by make (January - February 2021)



**Table 5
Sales of new and used lorries by make: February 2021 and January - February 2021**

Make	Lorries			
	February		January - February	
	new	used	new	used
BMW	-	-	-	1
CHEVROLET	-	1	-	1
CIFA	-	-	2	-
CITROEN	117	59	198	110
DACIA	22	12	37	23
DAF	-	43	1	97
DAF ¹	3	-	5	-
DODGE	-	1	-	2
FCA US LLC	-	-	-	1
FIAT	69	192	156	392
FIAT-IVECO	-	5	-	9
FORD	155	225	304	471
FORD ¹	2	-	2	-
GMS	-	-	-	1
HYUNDAI	-	4	-	10
ISUZU	2	18	11	48
IVECO	8	22	8	42
IVECO ¹	1	-	19	-
IVECO MAGIRUS	-	1	-	10
IZUZU	4	7	4	7
JEEP	-	2	-	3

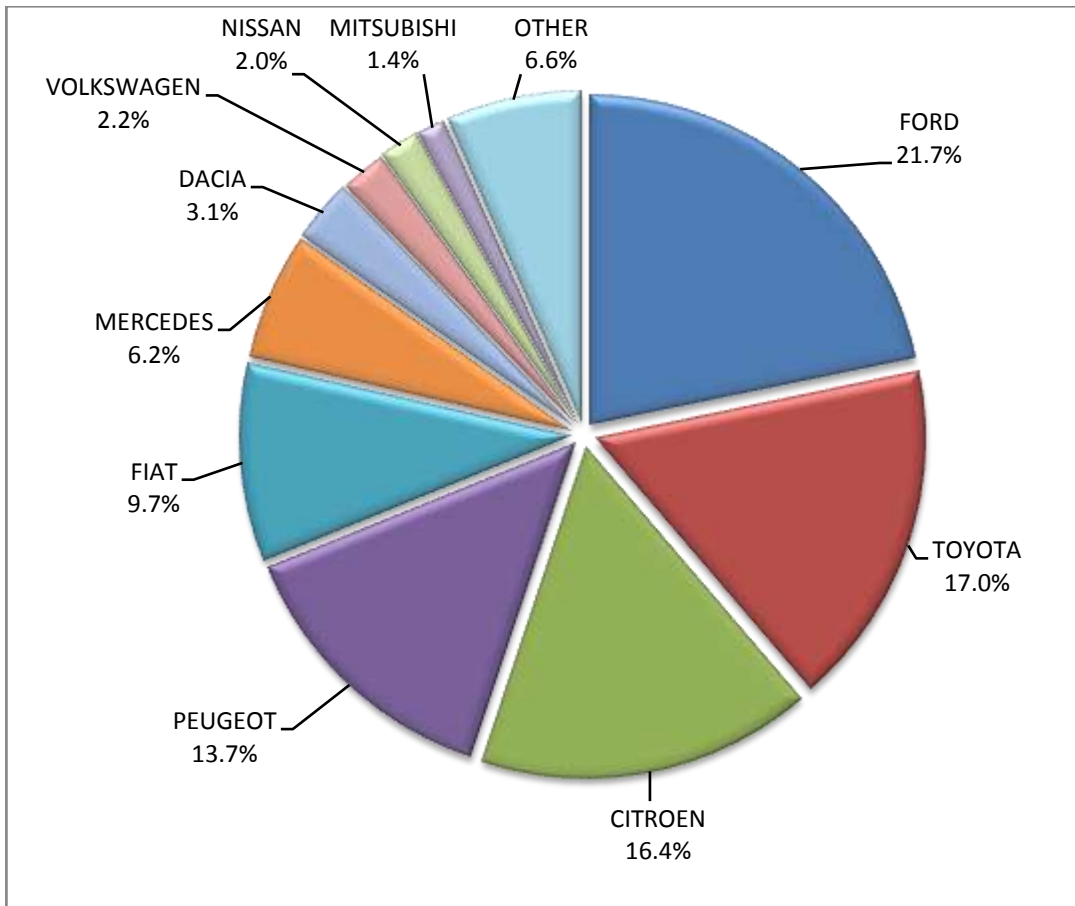
Table 5 (cont)
Sales of new and used lorries by make: February 2021 and January - February 2021

Make	Lorries			
	February		January - February	
	new	used	new	used
KASSBOHRER	-	-	-	1
LAND ROVER	-	2	-	3
MAHINDRA	-	-	-	1
MAN	1	111	1	209
MAN ¹	1	1	4	1
MAXUS , LDV	1	-	1	-
MAZDA	-	8	-	25
MERCEDES	44	390	60	883
MERCEDES ¹	3	1	7	3
MITSUBISHI	10	32	27	79
MITSUBISHI ¹	5	-	7	-
MOSCHOU CRANE	-	1	-	1
NISSAN	14	74	59	154
OPEL	7	71	22	135
PEUGEOT	98	53	202	112
PFAU	-	-	-	1
PIAGGIO	3	2	4	3
PIAGGIO ¹	-	-	1	-
RENAULT	5	94	11	186
SCANIA	-	66	3	165
SKODA	-	3	-	7
SSANGYONG	-	-	-	1
STEYER	-	1	-	1
TOYOTA	121	48	243	96
VOLKSWAGEN	16	74	34	167
VOLKSWAGEN ¹	-	-	2	-
VOLVO	-	137	3	274
VOLVO ¹	1	-	3	-
TOTAL	713	1,761	1,441	3,736

1 : With 2nd/3rd stage manufacturer in Greece.

2 : With 2nd/3rd stage manufacturer abroad.

Graph 10. Sales of new lorries by make (February 2021)



Graph 11. Sales of new lorries by make (January - February 2021)

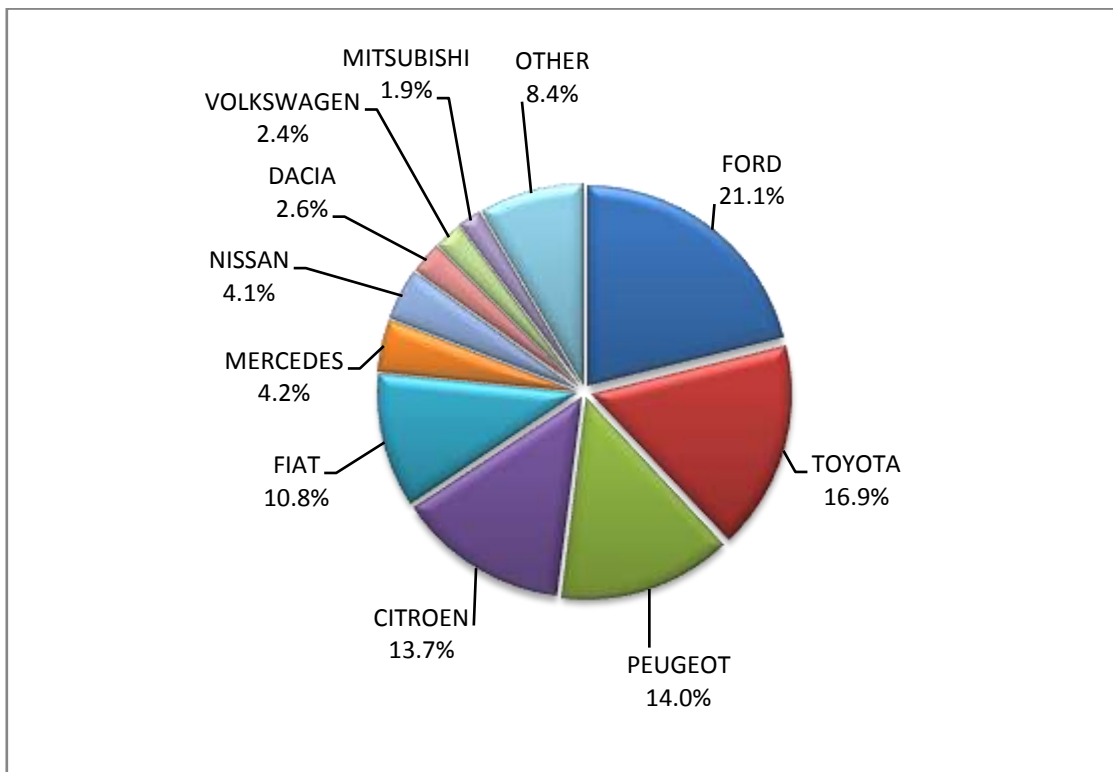


Table 6
Sales of new and used buses by make: February 2021 and January - February 2021

Make	Buses			
	February		January - February	
	new	used	new	used
BOVA	-	5	-	7
FIAT ²	2	-	8	-
FORD	-	-	-	2
IRISBUS	-	2	-	3
IRIZAR	-	-	1	-
IVECO	-	1	-	4
MAN	-	3	-	7
MAN/NEOPLAN	-	-	-	1
MERCEDES	5	24	6	96
MERCEDES ¹	5	-	14	-
MERCEDES ²	1	-	1	-
NEOPLAN	-	2	-	3
SCANIA	-	1	-	3
SCANIA ²	-	-	1	-
SETRA	-	4	1	13
SOLARIS	-	18	-	18
TEMSA	1	2	1	2
VOLVO	-	-	-	1
VAN HOOL	-	1	-	3
VOLVO	-	-	-	8
VOLVO / IRIZAR	-	-	2	-
TOTAL	14	63	35	171

1 : With 2nd/3rd stage manufacturer in Greece.

2 : With 2nd/3rd stage manufacturer abroad.

Graph 12. Sales of new buses by make (January - February 2021)

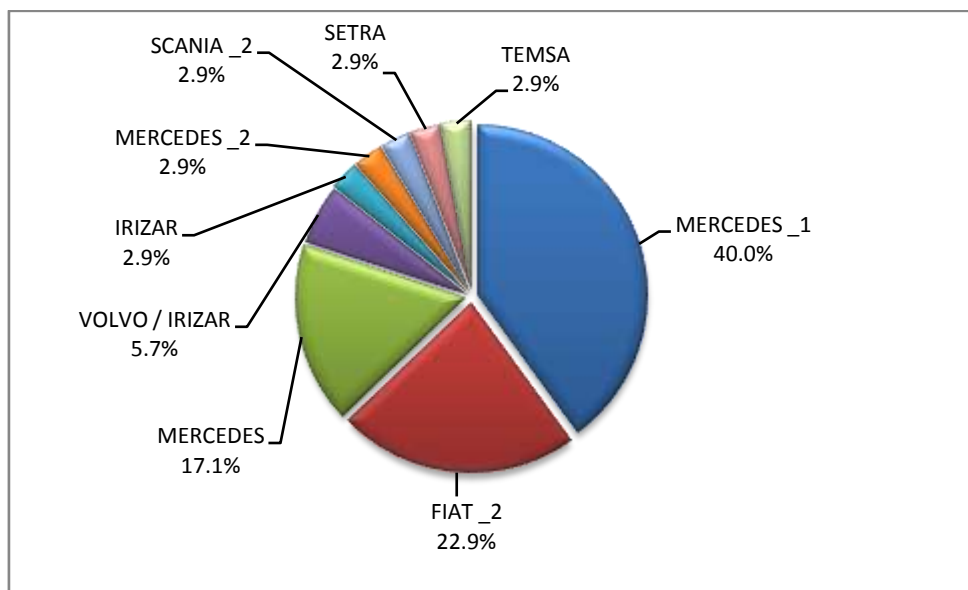


Table 7

Sales of new and used motorcycles by make or manufacturer: February 2021 and January - February 2021

Make	Motorcycles			
	February		January - February	
	new	used	new	used
AGUSTA MV	-	-	-	1
APRILIA	1	6	3	7
BAJAJ	-	-	2	-
BENELLI	22	1	28	1
BETA	16	1	21	2
BMW	45	9	95	28
BRIXTON	5	-	8	-
CFMOTO	24	2	42	2
CFMOTO, GOES	6	-	6	-
DAELIM	-	1	-	1
DAYANG, DAYTONA MOTORS, NIPPONIA, KUBA	24	-	62	1
DAYANG, DAYTONA MOTORS, NIPPONIA, SALCANO	148	2	263	2
DAYANG, ECOCREMO, ECOOTER, ECOOTOR,AGM, ORCAL, SUMCO	1	-	3	-
DUCATI	6	3	13	10
EFUN, ZAP	4	-	4	-
FANTIC MOTOR	2	-	2	-
FD MOTORS, FASPIDER	6	-	7	-
GAS GAS	1	1	1	1
HANWAY, MASAI, JUNAK, Motorini, STMAX, ROMET, CLS, ROMET MOTORS, GEMINI, RIVERO	2	-	2	-
HARLEY DAVIDSON	2	11	9	13
HESHAN GOUJI NANLIAN MOTORCYCLE INDUSTRY, ORCAL, AJS, HERALD MOTOR COMPANY, MACBOR	-	-	1	-
HONDA	241	46	417	102
HORWIN	-	-	1	-
HSUN, HISUN, APACHI, Mx, MASAI, HYTRACK, TRAPPER, PUMAREX, GEON, ASYAMOTOR, DAYTONA MOTORS, KRAL	-	-	4	-
HUSABERG	-	2	-	2
HUSQVARNA	18	1	30	7
HYOSUNG	1	-	1	-
INDIAN MOTORCYCLE	1	-	7	-
JIAYUAN	3	-	6	-
JINLANG, ZUNDAPP, XHODNA, APGmoto, COLIBRI, RAZORY, VIARELLI, SUMCO, FLEX TECH, IVA, TNT moto	-	-	1	-
JINMA, RUNHORSE, FARAD, hopster, DuroCar, ClimaCar, CROYANCE AUTOMOTIVE, E-cars Malta, EVROM, GEKO, GUTZY	3	-	3	-
KAWASAKI	10	4	20	7
KTM	24	19	57	38
KUMPAN ELECTRIC	1	-	1	-
KWANG YANG	-	3	-	4
KYMCO	124	26	213	50
LAMBRETTA	1	-	1	-
LEXMOTO	-	1	-	1
Lingzhida, LINZDA, LINDN, LINYI, LONGMAO, NLIGHT	1	-	2	-
LINHAI, SINNIS	1	-	1	-
LONGCIN, KUBA, RKS, ITALIKA, SUNRACE, SKY, MALAGUTI, SUPERBIKE, ROCKET, NOVELBAT, TIGERMOTO, GREEN	1	-	2	-
LONGCIN, KUBA, RKS, ITALIKA, SUNRACE, SKY, MALAGUTI, SUPERBIKE, ROCKET, NOVELBAT, TIGERMOTO, GREEN, TRIDIAMOND	10	-	10	-
LONGCIN, VOGUE, KUBA, RKS, ITALIKA, SUNRACE, SKY, MALAGUTI, SUPERBIKE, ROCKET, NOVELBAT	1	-	3	-

Table 7 (cont)

Sales of new and used motorcycles by make or manufacturer: February 2021 and January - February 2021

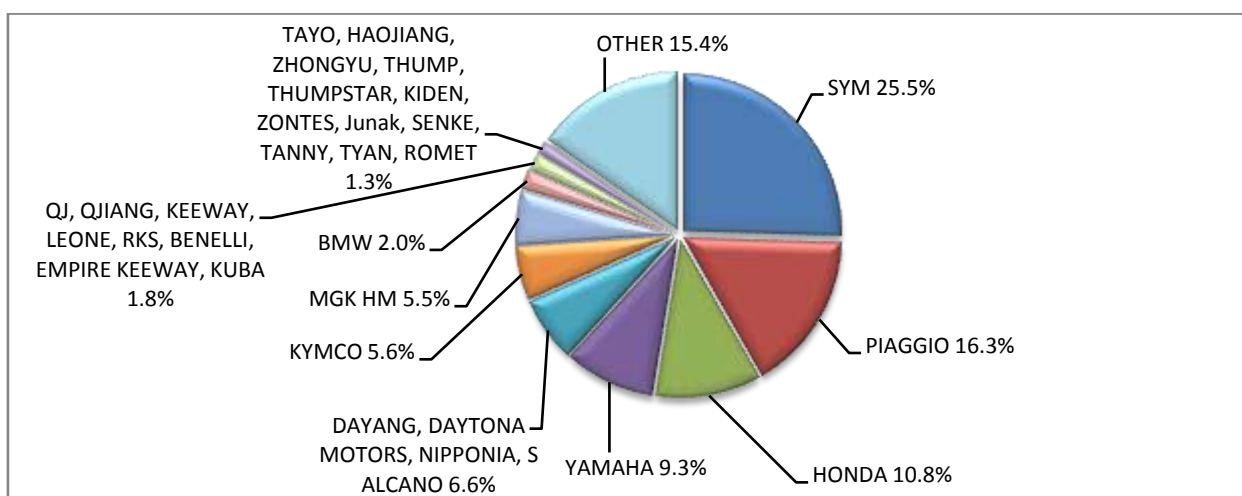
Make	Motorcycles			
	February		January - February	
	new	used	new	used
LONGJIA, ITALJET, ORCAL, BEELINE	1	-	1	-
LONGJIA, ORCAL, TNT MOTOR, BEELINE, VGA, ITALJET, GEMINI, lexmoto, Jahanro, italo, NECO	2	-	4	-
MALAGUTI	-	1	-	1
MBK	-	1	-	1
MGK HM	122	1	239	2
MODENAS	-	-	1	-
MONDIAL, PELPI INTERNATIONAL	2	-	2	-
MOTO GUZZI	3	-	3	-
MOTO S.P.A	1	-	4	-
MV AGUSTA	-	1	1	1
NIU, NUUV	3	-	4	-
PEUGEOT	10	4	14	4
PIAGGIO	363	27	629	47
PIONEER, LEXMOTO, PULSE,BULLIT, HERALD, WOTTAN, EURO MOTORS, VERVEMOTO, SP BIKE, EXPLORER, RIDE	1	-	1	-
POLARIS	1	1	2	1
QINGQI, KADIRGA	1	-	1	-
QJ, QJIANG, KEEWAY, LEONE, KUBA, RKS, TELL, EMPIRE KEEWAY, BENELLI, VENGO	3	-	7	-
QJ, QJIANG, KEEWAY, LEONE, RKS, BENELLI, EMPIRE KEEWAY, KUBA	41	-	51	-
QJ, QJIANG, KEEWAY, LEONE, tell, KUBA, RKS, BENELLI, VENGO	1	-	2	-
Royalloy,Royal Alloy,RA,SCOMADI,VALENTINO,VALENTINO MOTORI	2	-	2	-
RVM, MACBOR, COLOVE, ORCAL, DAYTONA MOTORS	4	-	7	-
SAKURA, GOLDEN LION, ARTISAN, Fauro, ETALIAN, Viverra, Varaneo, Kito, E-mio	2	-	2	-
SAKURA, GOLDENLION, E.F.O., Fauro, Viverra, Nitrox, STRELLA City, Artisan	5	-	8	-
SAN YANG	-	-	-	1
SCUTUM, ETRIX, SILENCE	1	-	1	-
SENKE, SENKO, SENKI, SENKY, HALI, JIETOUBAWANG, NANLIAN, XINHALI,PGO, SENKE. HALI	1	-	1	-
SHANYANG, ATLAS PANTHER, YAMAZUKI MOTO, MOTORKING, Hirlee, XB	1	-	5	-
SHENGWO NEW ENERGY, YUKI	-	-	1	-
SHERCO	-	4	-	4
SILENCE, SCUTUM, ETRIX	2	-	3	-
SKYTEAM, SACIN, CSR, METALCO, SOKUDO, BAZUKA, MINICO, MOTOSBASI, MOTOS BORDOY, SUMKO, ROXON, MONKEY BIKES	3	-	6	-
SUZUKI	18	15	26	25
SYM	569	15	1,009	29
TAYO, HAOJIANG, ZHONGYU, THUMP, THUMPSTAR, KIDEN, ZONTES, Junak	8	-	9	-
TAYO, HAOJIANG, ZHONGYU, THUMP, THUMPSTAR, KIDEN, ZONTES, Junak, SENKE, TANNY, TYAN, ROMET	30	-	35	-
TAYO, HAOJIANG, ZHONGYU, THUMP, THUMPSTAR, KIDEN, ZONTES, Junak, SENKE, TANNY, TYAN, ROMET, ROMET MOTORS	7	-	11	-
TAYO, HAOJIANG, ZHONGYU, THUMP, THUMPSTAR, KIDEN, ZONTES, Junak, SENKE, TANNY, TYAN, ROMET, ROMET MOTORS, ROUTER	6	-	7	-
TIANYING, RIYA, HONGYUNDA, TYM, HONLING	4	-	5	-
TIANYING, RIYA, HONGYUNDA, TYM,HONLING, TAMCO, ALISON, DMK MOTORS, WLIE,LEEWAY, WLXQ, AP Gmoto, ALFA	2	-	2	-
TRIUMPH	15	-	22	5
VMOTO-SOCO, E-MAX, VMOTO, SUPER SOCO	1	-	5	-
WANGYE, SANBEN, UM, MONDIAL, KENOS, SUPERBYKE, IRBIS, MDC, MISTRAL, STREET ELEGANCE	-	1	-	1

Table 7 (cont)

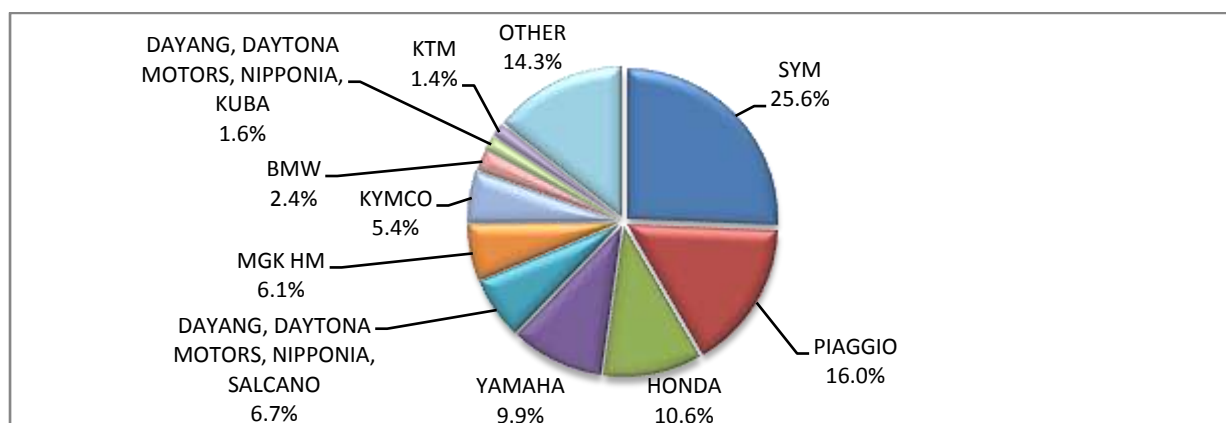
Sales of new and used motorcycles by make or manufacturer: February 2021 and January - February 2021

Make	Motorcycles			
	February		January - February	
	new	used	new	used
WONJAN, SAMADA	-	-	1	-
XGJAO, ZIPP, TOROS, ROMET, ROMET MOTORS, ROUTER, VEEROAD, DAYTONA MOTORS, GEMINI, MH MOTORCYCLES, MTG MOTORS	3	-	8	-
XINRI, SUNRA ,APACHI, ISILDAR, ISILDAR APACHI, Wayscral, KRAL	14	-	15	-
XINYANG	-	-	1	-
YAMAHA	207	69	391	130
YAMAHA, MBK	9	2	19	2
YINGANG, BENYI, ROMET MOTORS, YUKI, ROUTER, MOTORAN, DAYTONA MOTORS, M1NSK, HAMACHI, KUBA, MONDIAL	2	-	3	-
YINXIANG, KENBO	1	-	1	-
YINXIANG, MONDIAL, GEMINI, TCB	-	-	2	-
ZHONGNENG, ZNEN, AGM, AJS, YUKI, COLIBRI, EUROCKA, BTC, NOVA MOTORS, LEXMOTO, Actionbikes Motors	1	-	2	-
ZHONGNENG, ZNEN, AGM, AJS, YUKI, COLIBRI, EUROCKA, BTC, NOVA MOTORS, LEXMOTO	3	-	7	-
ZONGSHEN, ZIP STAR, Lexmoto, ICONE, VORTEX, M1NSK, MACBOR, MONDIAL, ROMET MOTORS ,SINNIS, SPARKSTER, OVER BIKES	1	-	1	-
ZONGSHEN, ZIPSTAR, ICONE, JUNAK, Lexmoto, MH Motorcycles, M1NSK, MONDIAL, ROMET MOTORS, SINNIS	-	-	1	-
TOTAL	2,233	281	3,937	534

Graph 13. Sales of new motorcycles (February 2021)



Graph 14. Sales of new motorcycles (January - February 2021)



EXPLANATORY NOTES

Survey on the issuing of new road motor vehicle circulation licenses	The survey on the issuing of new motor vehicle circulation licenses is a census survey. The released data give information, at country level, on the brand and type of the motor vehicle, as well as whether it is new or used. The survey does not include vehicles that move on rails, trolley busses, agricultural tractors and machinery. In addition, the following are excluded: all motor vehicles of the Armed Forces, Police, Fire Brigade, State Services, Diplomatic Corps, Foreign Missions, and Invalids of Wars, as well as motorcycles with a cylinder capacity less than 50 cc.
Legal basis	Law 3832/2010
Reference Period	February 2021
Coverage	The production of monthly data is based on the registers held by the Ministry of Infrastructure, Transport and Networks, which records all the monthly changes observed in the vehicle registration licenses at country level.
Definitions	<p>Road motor vehicle is any vehicle that, irrespective of the number of wheels, is moved by an engine and is designed to transport persons or cargo or both of them, either they are on the same single vehicle or on a trailer carried by the main motor vehicle.</p> <p>New road motor vehicle is any motor vehicle that is registered for the first time in Greece during the reference month and has not been put into circulation in any other country.</p> <p>Used motor vehicle is any motor vehicle that is registered for the first time in Greece and has been imported as a used one from abroad</p> <p>Passenger motor vehicle: it is a motor vehicle designed to carry mostly people, having no more than 9 seats, including the driver's seat.</p> <p>Bus: it is a motor vehicle, which is designed to carry mostly people, having more than 10 seats, including the driver's seat. In the corresponding tables of this Press Release, this category also includes articulated buses.</p> <p>Lorry: it is motor vehicle designed to carry mostly cargo. In the corresponding tables of this Press Release, this category also includes tractors, tow trucks, articulated tractors, and trucks with trailers.</p> <p>Motorcycle: any two-wheeled motor vehicle, with or without sidecar, with maximum authorized design speed over 45 km/h, or in case it is powered by a combustion engine, with a cylinder capacity of 50 cc or over. In the corresponding tables of this Press Release, this category also includes the three-wheeled motor vehicles – motor tricycles.</p> <p>Tricycle motor vehicle: it is a motor vehicle with three symmetrical wheels with maximum authorized design speed over 45 km/h, or in case it is powered by a combustion engine, with a cylinder capacity over the 50 cc. This category also includes four-wheel vehicles, except the light four-wheel motorcycles, whose empty vehicle tare (excluding the weight of the fuel or mixture of fuel-oil or the weight of the batteries for electric cars) is up to 400 kg in the case the vehicle is designed for passenger use or up to 550 kg in case the vehicle is designed to carry cargo and whose engine is up to 15KW.</p>
Methodology	Exhaustive Survey. The primary data derive from the Ministry of Infrastructure, Transport and Networks and are based on the issuing of new circulation licenses as they are registered by the Regional Offices for Transport and Communications.
References	More information (graphs, tables) concerning the survey on the issuing of new motor vehicle circulation licenses are available on the webpage of ELSTAT, www.statistics.gr , under the link http://www.statistics.gr/en/statistics/-/publication/SME24/