



PRESS RELEASE

ISSUING OF MOTOR VEHICLE LICENSES: JANUARY 2020

The Hellenic Statistical Authority announces that in January 2020, 22,355 road motor cars (both new and used from abroad) were put into circulation for the first time, recording an 8.3% increase compared with the corresponding month of 2019 when the number of road motor cars was 20,634. In January 2019, a 9.2% increase had been observed in comparison with the corresponding month of 2018 (Table 1, Graphs 1,2,3,5). A total number of 10,303 new cars were put into circulation in January 2020 compared with 9,948 in January 2019, recording a 3.6% increase.

The new motorcycles over 50cc (both new and used from abroad) that were put into circulation for the first time in January 2020 amounted to 2,505, against 1,956 in 2019, thus recording a 28.1% increase. In January 2019, a 2.5% increase had been observed in comparison with the corresponding month of 2018 (Table 1, Graph 4). Out of the above motorcycles 2,274 were new, while the corresponding figure in January 2019 was 1,761, recording a 29.1% increase.

Information on methodological issues:

Sectoral Statistics Division

Transport Statistics Section

Pota Tzortzi, Konstantinos Menexes

Tel: +30 213 135 2187, +30 213 135 3055

Fax: +30 213 135 2757

e-mail: p.tzortzi@statistics.gr, k.menexes@statistics.gr

Information for data provision:

Tel: +30 213 135 2022

e-mail: data.dissem@statistics.gr

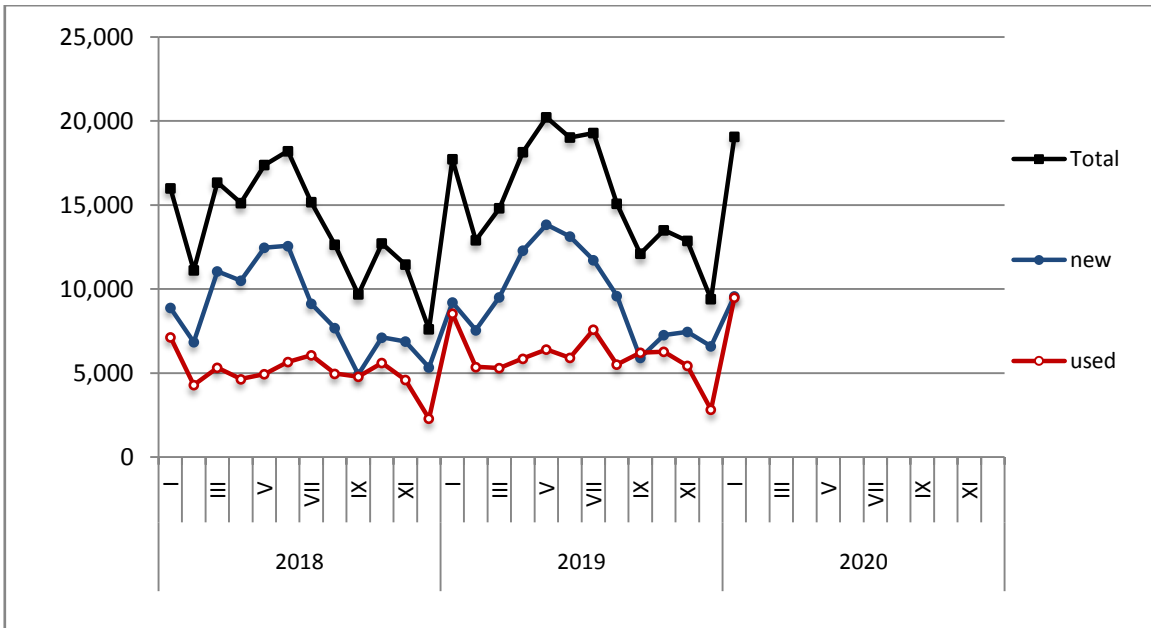
Table 1. Road motor vehicles, both new and used, put into circulation for the first time in Greece: January 2018 - 2020

Category of Road Motor Vehicles	January									Change (%)					
	2018			2019			2020			2019/2018			2020/2019		
	Total	New	Used	Total	New	Used	Total	New	Used	Total	New	Used	Total	New	Used
Greece, total															
Road Motor Vehicles,total	20,806	11,257	9,549	22,590	11,709	10,881	24,860	12,577	12,283	8.6%	4.0%	13.9%	10.0%	7.4%	12.9%
1. Road motor cars	18,897	9,546	9,351	20,634	9,948	10,686	22,355	10,303	12,052	9.2%	4.2%	14.3%	8.3%	3.6%	12.8%
Passenger Cars	16,007	8,876	7,131	17,727	9,198	8,529	19,061	9,574	9,487	10.7%	3.6%	19.6%	7.5%	4.1%	11.2%
Buses	96	15	81	183	75	108	287	50	237	90.6%	400.0%	33.3%	56.8%	-33.3%	119.4%
Lorries	2,794	655	2,139	2,724	675	2,049	3,007	679	2,328	-2.5%	3.1%	-4.2%	10.4%	0.6%	13.6%
2. Motorcycles > 50 cc	1,909	1,711	198	1,956	1,761	195	2,505	2,274	231	2.5%	2.9%	-1.5%	28.1%	29.1%	18.5%
Prefecture of Attica															
Road Motor Vehicles,total	10,091	7,285	2,806	10,690	7,374	3,316	11,259	7,731	3,528	5.9%	1.2%	18.2%	5.3%	4.8%	6.4%
1. Road motor cars	9,025	6,266	2,759	9,604	6,344	3,260	9,864	6,406	3,458	6.4%	1.2%	18.2%	2.7%	1.0%	6.1%
Passenger Cars	8,277	5,956	2,321	8,835	6,009	2,826	8,955	6,061	2,894	6.7%	0.9%	21.8%	1.4%	0.9%	2.4%
Buses	29	10	19	50	11	39	116	35	81	72.4%	10.0%	105.3%	132.0%	218.2%	107.7%
Lorries	719	300	419	719	324	395	793	310	483	0.0%	8.0%	-5.7%	10.3%	-4.3%	22.3%
2. Motorcycles > 50 cc	1,066	1,019	47	1,086	1,030	56	1,395	1,325	70	1.9%	1.1%	19.1%	28.5%	28.6%	25.0%

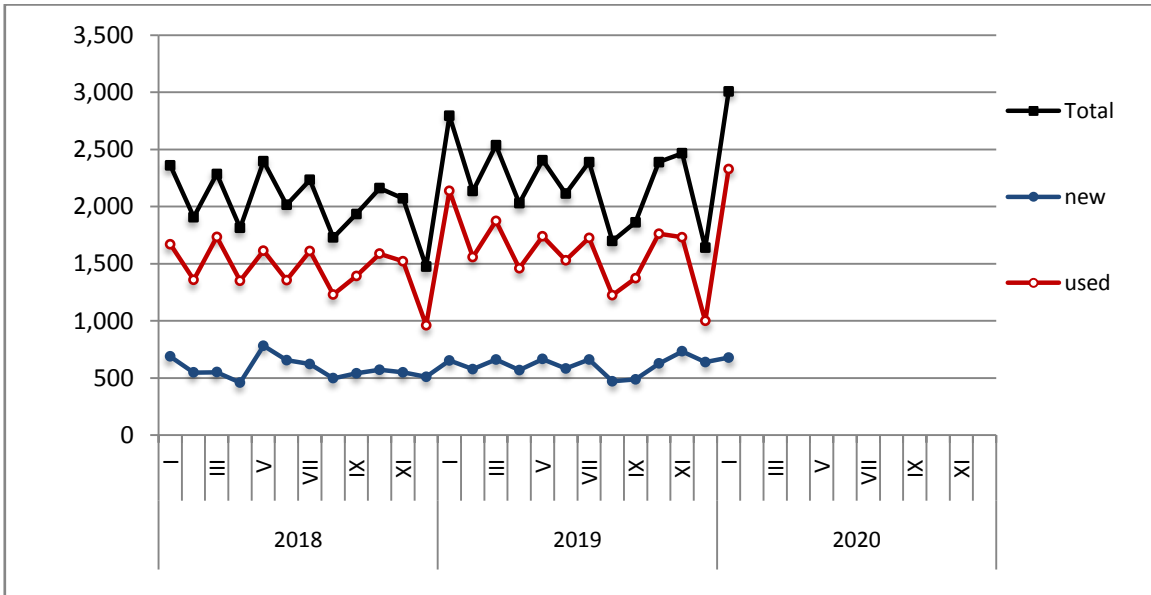
Table 2. Road motor vehicles, both new and used, put into circulation for the first time in Greece: February 2018 - January 2020

Category of Road Motor Vehicles	Average Feb. 2018 - Jan 2019			Average Feb. 2019 - Jan 2020			Change (%)		
							Average Feb. 2019 - Jan 2020 / Average Feb. 2018 - Jan 2019		
	Total	New	Used	Total	New	Used	Total	New	Used
Greece, total									
Road Motor Vehicles,total	19,119	12,049	7,070	21,581	13,468	8,113	12.9%	11.8%	14.8%
1. Road motor cars	16,048	9,264	6,784	18,055	10,249	7,806	12.5%	10.6%	15.1%
Passenger Cars	13,768	8,637	5,131	15,538	9,532	6,006	12.9%	10.4%	17.1%
Buses	117	25	92	142	28	114	21.4%	12.0%	23.9%
Lorries	2,163	602	1,561	2,375	689	1,686	9.8%	14.5%	8.0%
2. Motorcycles > 50 cc	3,071	2,785	286	3,526	3,219	307	14.8%	15.6%	7.3%

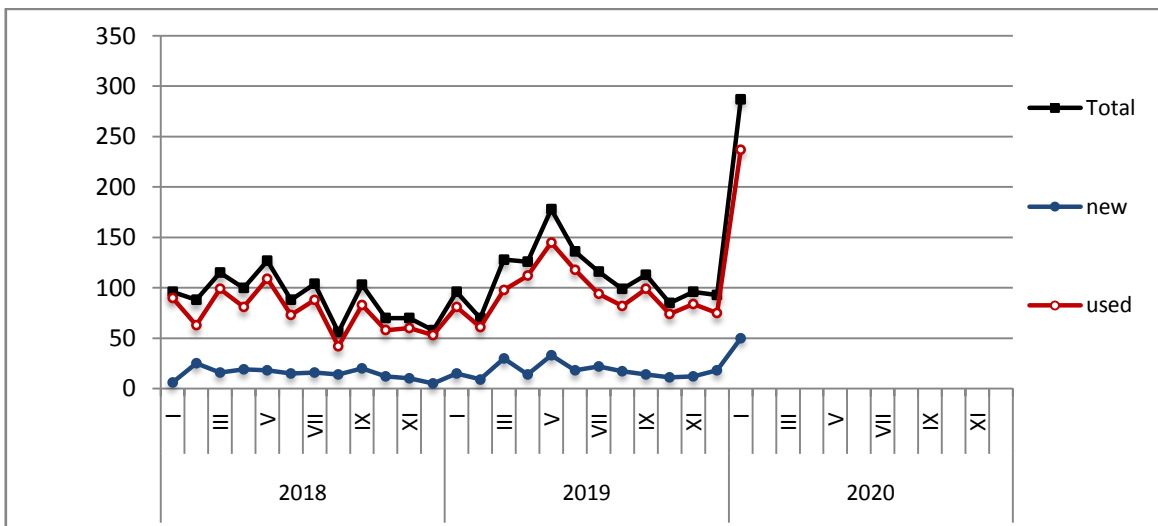
Graph 1: Passenger Cars (January 2018 - January 2020)



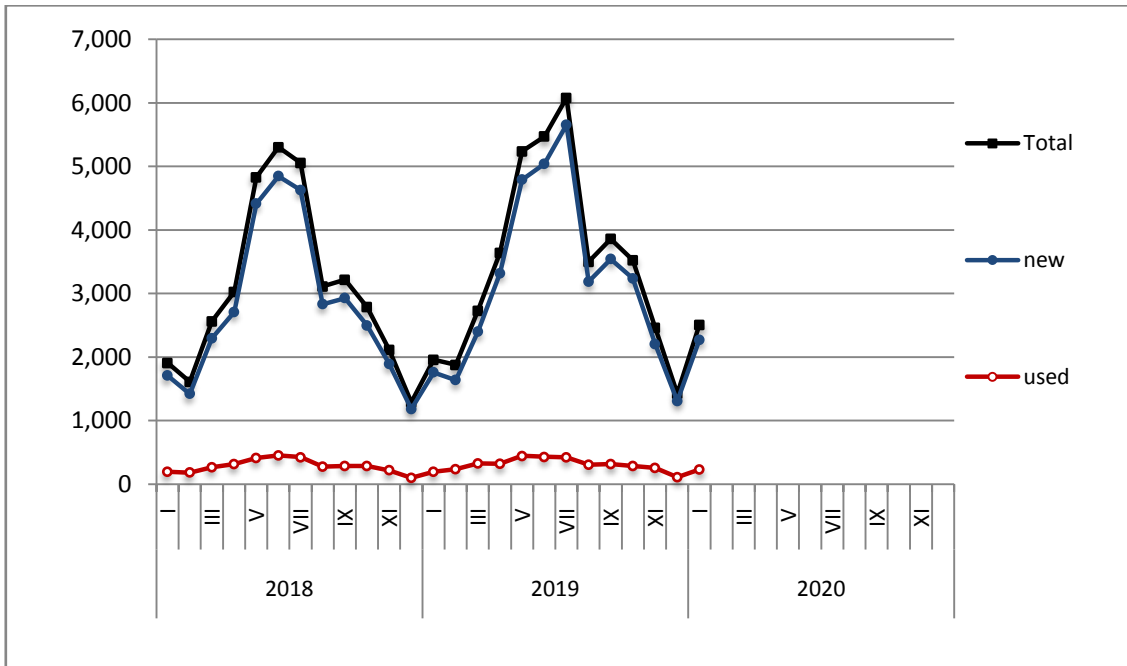
Graph 2: Lorries (January 2018 - January 2020)



Graph 3: Buses (January 2018 - January 2020)



Graph 4: Motorcycles (January 2018 - January 2020)



Graph 5: New Registrations of Motor Vehicles (January 2020)

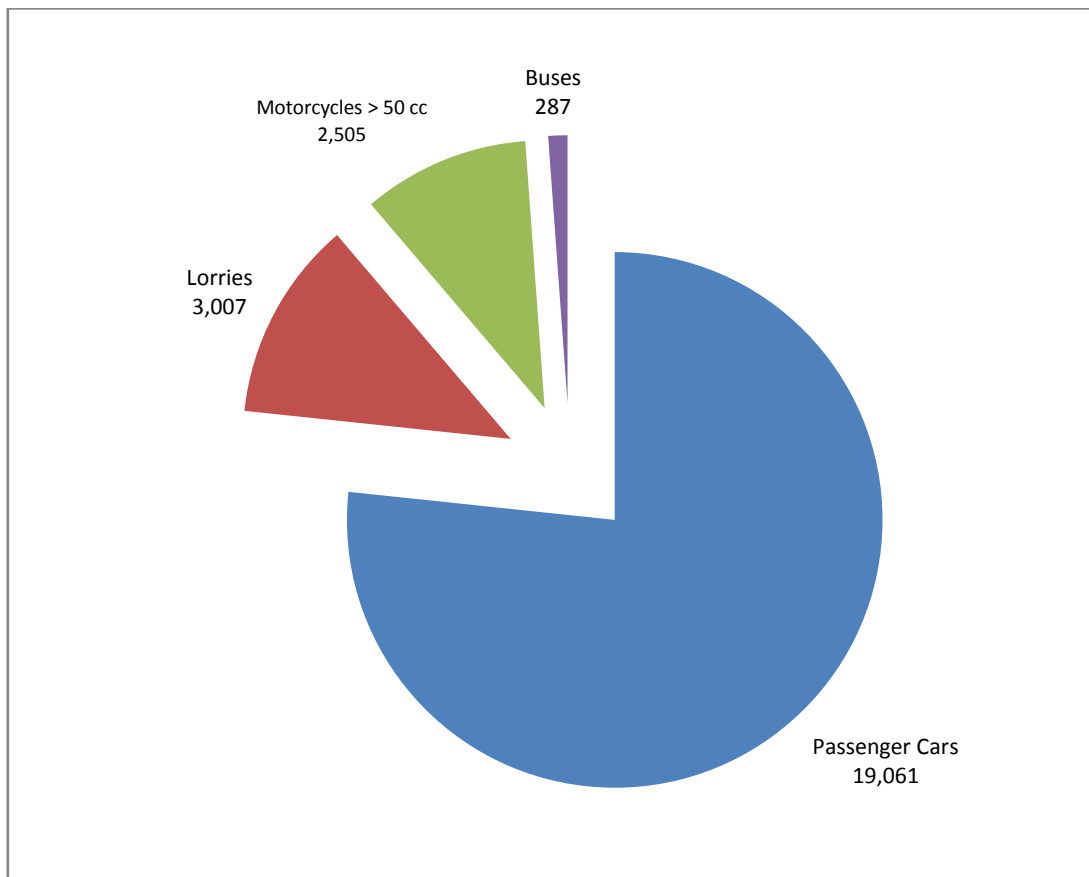


Table 3
Sales of new and used passenger cars by make: January 2020

Make	Passenger cars	
	January	
	new	used
ALFA ROMEO	17	93
ASTON MARTIN	-	1
AUDI	358	67
BMW	312	97
BMW, MINI	-	1
CADILLAC	-	1
CHEVROLET	1	130
CHRYSLER	-	1
CITROEN	255	363
CITROEN / DS	138	1
DACIA	132	56
DAIHATSU	-	108
DETHLEFFS	-	4
DODGE	-	1
DS	35	2
FERRARI	-	2
FIAT	213	710
FORD	240	707
FORD WERKE AG/A.RIMOR S.p.A.	-	1
HONDA	61	206
HYUNDAI	772	478
INFINITI	-	1
ISUZU	-	1
JAGUAR	14	3
JEEP	90	12
KIA	378	161
LADA	-	2
LANCIA	-	60
LAND ROVER	29	15
LEXUS	18	5
LOTUS	-	1
MAZDA	18	102
MERCEDES	288	261
MINI	93	58
MITSUBISHI	58	158
NISSAN	579	537
OPEL	475	1,047
PEUGEOT	1,052	307
PEUGEOT, CITROEN	4	-
PIAGGIO	-	1
PORSCHE	6	17
PSA AUTOMOBILES	1	-
RENAULT	284	395
SEA / MOBILVETT	-	3
SEAT	210	83
SKODA	263	137
SMART	3	287

Table 3 (cont)
Sales of new and used passenger cars by make: January 2020

Make	Passenger cars	
	January	
	new	used
SSANGYONG	-	1
SUBARU	6	9
SUZUKI	586	338
TATA	-	1
TESLA MOTORS	-	2
TOYOTA	1,475	2,037
TUSCAN	-	1
VOLKSWAGEN	919	404
VOLVO	191	10
TOTAL	9,574	9,487

Graph 6. Sales of new passenger cars by make (January 2020)

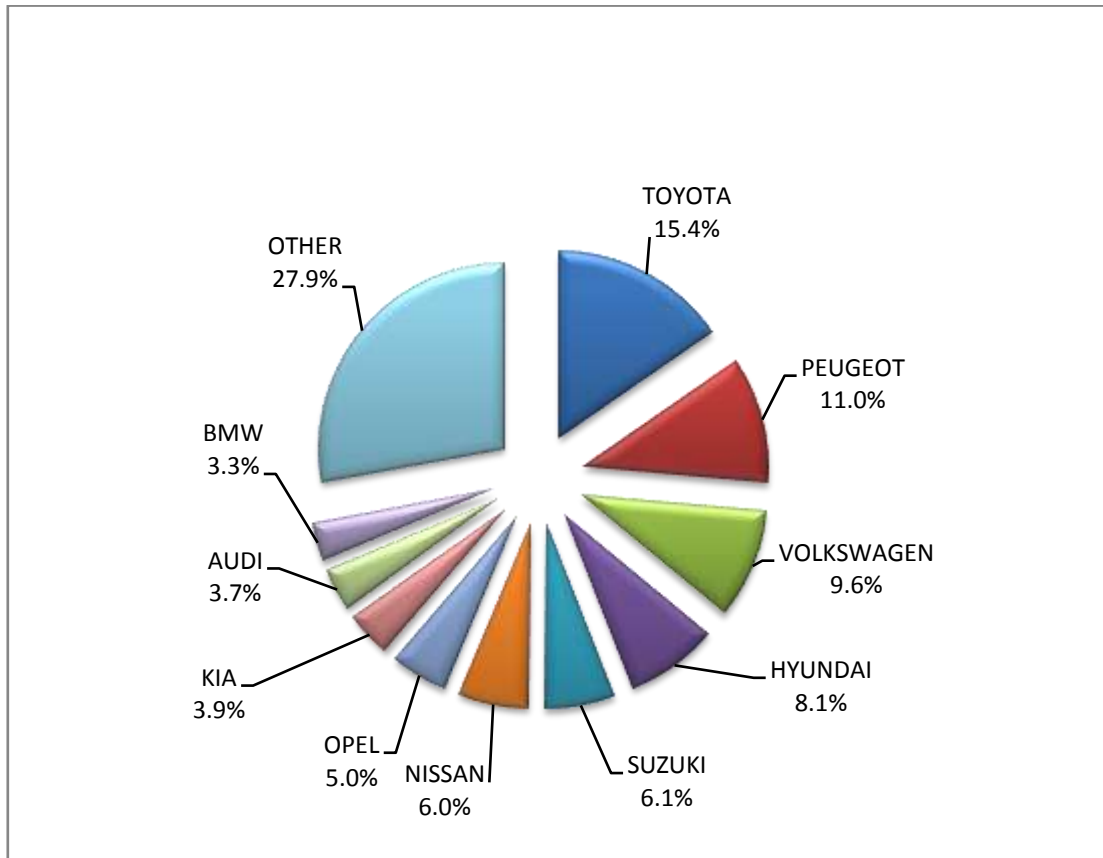


Table 4
Sales of new and used lorries by make: January 2020

Make	Lorries	
	January	
	new	used
ASTRA	-	1
CHRYSLER	-	1
CITROEN	40	69
DACIA	5	3
DAF	1	38
DAF ¹	2	-
FIAT	81	293
FIAT-IVECO	-	6
FORD	120	262
FORD ¹	1	1
GOUPIL, MEGA, POLARIS, GEM	1	-
GREAT WALL MOTOR	-	1
HYUNDAI	-	9
ISUZU	9	30
ISUZU ¹	1	-
IVECO	3	44
IVECO ¹	6	1
IVECO MAGIRUS	-	3
KIA	-	2
LAND ROVER	-	1
MAN	-	86
MAN ¹	1	-
MAZDA	-	38
MERCEDES	41	465
MERCEDES ¹	30	-
MITSUBISHI	29	73
MITSUBISHI ¹	3	-
NISSAN	49	138
OPEL	21	97
PEUGEOT	63	72
PFAU	-	1
PIAGGIO	7	5
RENAULT	2	134
SCANIA	4	68
SCANIA ¹	4	1
SCHMITZ CARGOBULL	-	1
SEAT	-	3
SKODA	-	5
SSANGYONG	-	1
TOYOTA	126	75
VOLKSWAGEN	22	139

Table 4 (cont)
Sales of new and used lorries by make: January 2020

Make	Lorries	
	January	
	new	used
VOLVO	7	160
VOLVO ¹	-	1
TOTAL	679	2,328

1 : With 2nd/3rd stage manufacturer in Greece.

2 : With 2nd/3rd stage manufacturer abroad.

Graph 7. Sales of new lorries by make (January 2020)

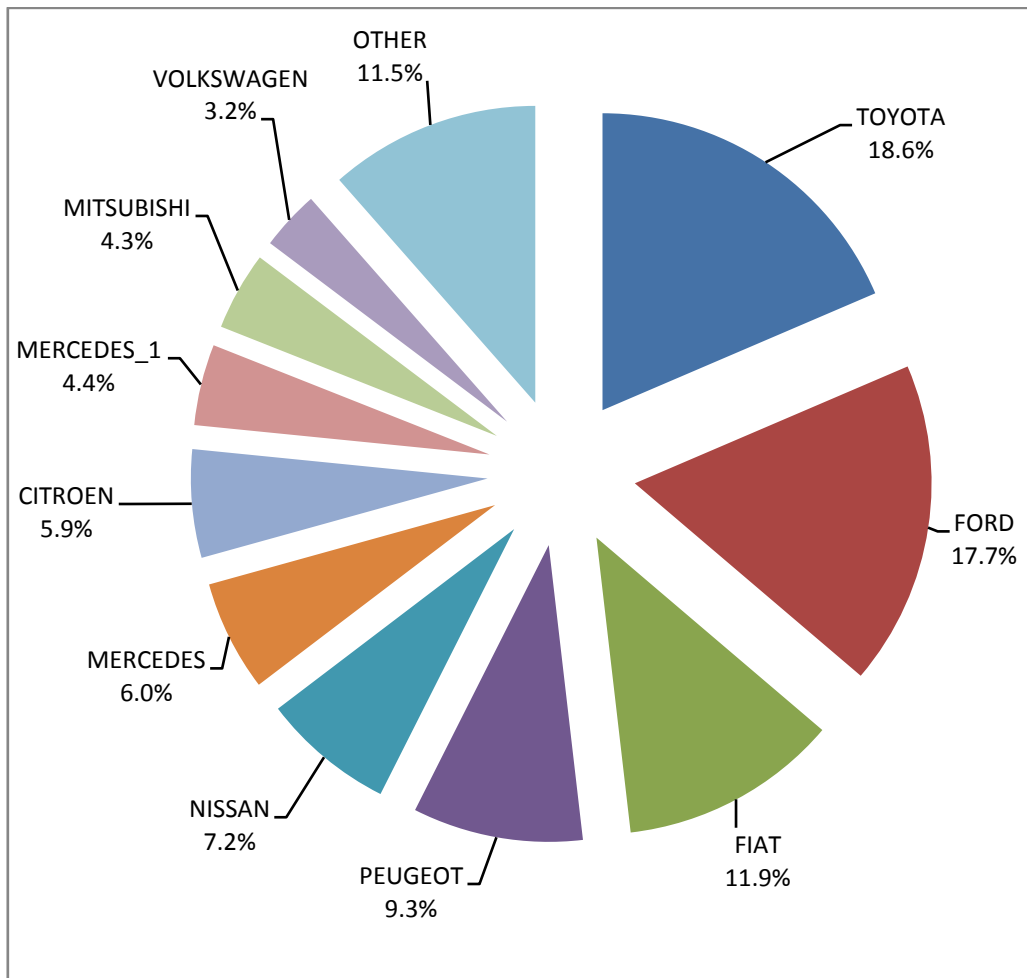


Table 5
Sales of new and used buses by make: January 2020

Make	Buses	
	January	
	new	used
BOVA	-	17
DAF	-	1
EVOBUS	-	2
FIAT	-	1
FIAT ²	3	-
FIAT IVECO	-	1
FORD	1	4
IRIZAR	1	-
IVECO	-	6
MAN	2	30
MAN/NEOPLAN	-	7
MERCEDES	5	130
MERCEDES ¹	26	-
MERCEDES ²	1	1
NEOPLAN	4	8
OTOKAR	-	2
SCANIA	-	5
SCANIA ²	-	1
SETRA	7	6
TEMSA	-	7
VOLKS WAGEN	-	2
VOLVO	-	2
XIAMEN KING LONG	-	4
TOTAL	50	237

1 : With 2nd/3rd stage manufacturer in Greece.

2 : With 2nd/3rd stage manufacturer abroad.

Table 6
Sales of new and used motorcycles by make or manufacturer: January 2020

Make	Motorcycles	
	January	
	new	used
ADIVA	-	1
APRILIA	3	3
BAJAJ	4	-
BENELLI	20	-
BETA	12	-
BMW	48	22
BOMBARDIER RECREATIONAL PRODUCTS ING (BRP)	3	-
BRIXTON	5	-
CFMOTO	5	-
CFMOTO, GOES	5	-

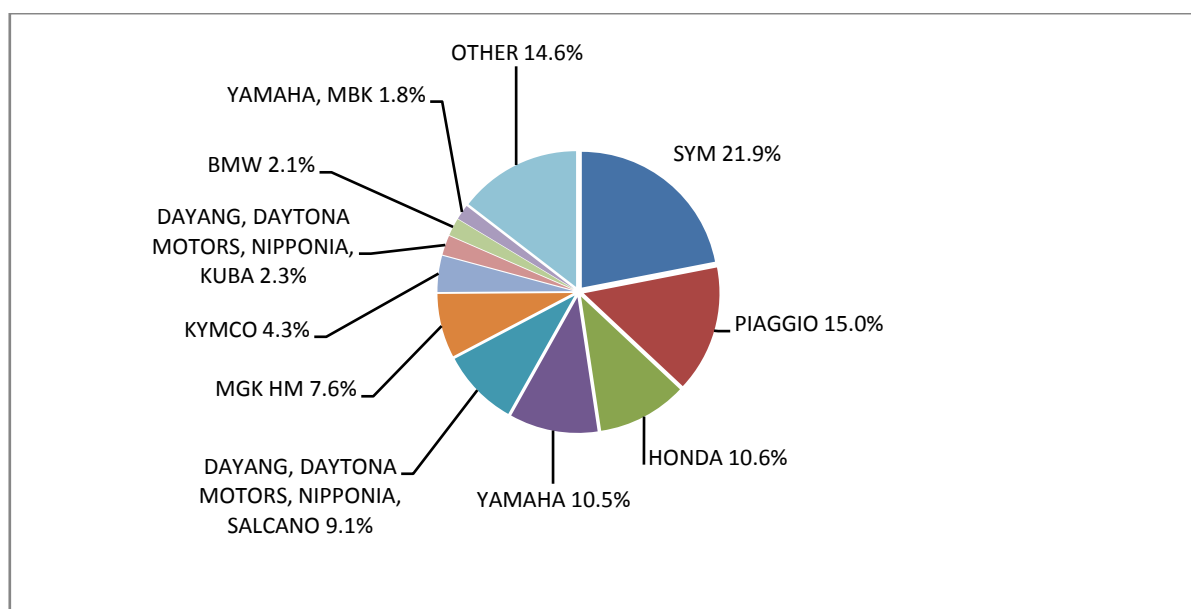
Table 6 (cont)
Sales of new and used motorcycles by make or manufacturer: January 2020

Make	Motorcycles	
	January	
	new	used
DAELIM	1	-
DAYANG	1	-
DAYANG, DAYTONA MOTORS, NIPPONIA, KUBA	53	-
DAYANG, DAYTONA MOTORS, NIPPONIA, SALCANO	208	2
DUCATI	5	4
HAOJIAN, ZONTES, TAYO, Sharpon, IFINO, KIDEN, ZHONGYU, CUBTOM, DIYUN, NAMIN,TIM DERVI, VUKA, THUMP, RIPPER	3	-
HARLEY DAVIDSON	10	12
HONDA	242	41
HSUN, HISUN, APACHI, Mx, MASAI, HYTRACK, TRAPPER, PUMAREX, GEON, ASYAMOTOR, DAYTONA MOTORS, KRAL	1	-
HUONIAO, DH.HAOTIAN,MOTORINI, PEGASUS, MASH	2	-
HUSQVARNA	4	1
INDIAN MOTORCYCLE	3	1
JIAJUE, JOYRACE, MAXON, GINEVA MOTO, MONDIAL, UGUR, DERRACE, VIARELLI, Berini, MAGPOWER, ROMET MOTORS	4	-
JIAYUAN	2	-
KAWASAKI	15	10
KTM	26	5
KWANG YANG	-	2
KYMCO	98	26
LAMBRETTA	1	-
LIFAN, HONLEI, SKYGO, BISAN-LIFAN	1	-
LIGIER	-	1
LINHAI, LHY, KUBA	1	-
LONGJIA, ITALJET, ORCAL, BEELINE	2	-
LONGJIA, ITALJET, ORCAL, BEELINE, ROMET MOTORS, GEMINI, LEXMOTO, JAHANRO, VGA, DAYTONA MOTORS	1	-
LONGJIA, ORCAL, TNT MOTOR, BEELINE, VGA, ITALJET, GEMINI, LEXMOTO, JAHANRO, ITALO, NECO	1	-
MBK	5	1
MG MOTO	3	-
MGK HM	173	1
MOTO GUZZI	5	-
NOUN ELECTRIC	1	-
PEUGEOT	15	1
PIAGGIO	342	34
POLARIS	3	-
QJ, QJIANG, KEEWAY, LEONE, KUBA, RKS, BENELLI, VENGO	2	-
QJ, QJIANG, KEEWAY, LEONE, RKS, BENELLI, EMPIRE KEEWAY, KUBA	19	-
QJ, QJIANG, KEEWAY, LEONE, tell, KUBA, RKS, BENELLI, VENGO	1	-
QUADRO VEHICLES	11	-
QUADRO, QUADRO VEHICLES	11	-
ROYAL ENFIELD	1	-
SAKURA, GOLDENLION, E.F.O., Fauro, Viverra, Nitrox, STRELLA City, Artisan	2	-
SCUTUM, ETRIX, SILENCE	1	-
SHANYANG, ATLAS PANTHER, YAMAZUKI MOTO, MOTORKING, Hirlee, XB	1	-
SHARE'NGO, ZHIDOU	1	-
SHINERAY, MONDIAL, DAYTONA MOTORS, WK, ROMET MOTORS, MASH, M1NSK, WK BIKES, DERRACE	1	-

Table 6 (cont)
Sales of new and used motorcycles by make or manufacturer: January 2020

Make	Motorcycles	
	January	
	new	used
SKYTEAM, SACIN, METALCO, SOKUDO, BAZUKA, MINICO, MOTOS BORDOY, SUMCO, ROXON, CSR, MONKEY BIKES, FAZTEK	1	-
SKYTEAM, SASIN, CSR, METALCO, SOKUDO, BAZUKA, MINICO, MOTOSBASI	1	-
SUZUKI	29	9
SWM	1	-
SYM	499	9
TAYO, HAOJIANG, ZHONGYU, THUMP, THUMPSTAR, KIDEN, ZONTES, Junak, SENKE, TANNY, TYAN, ROMET	28	-
TAYO, HAOJIANG, ZHONGYU, THUMP, THUMPSTAR, KIDEN, ZONTES, Junak, SENKE, TANNY, TYAN, ROMET, ROMET MOTORS, ROUTER	19	-
TGB	-	1
TIANYING, RIYA, HONGYUNDA, TYM, HONLING	3	-
TIANYING, TYM, XINBEN, TEYIN, RIYA, HONGYUNDA, SANBEN, ALFA, Senzo, La Souris, TCB	1	-
TRIUMPH	7	-
XGJAO, ZIPP, TOROS, ROMET, ROMET MOTORS, ROUTER, VEEROAD, DAYTONA MOTORS, GEMINI, MH MOTORCYCLES, MTG MOTORS	7	-
YAMAHA	239	44
YAMAHA, MBK	41	-
YINGANG, BENYI, ROMET MOTORS, YUKI, ROUTER, MOTORAN, DAYTONA MOTORS, M1NSK, HAMACHI, KUBA, MONDIAL	2	-
YINXIANG, KENBO	2	-
ZHONGNENG, ZNEN, AGM, AJS, YUKI, COLIBRI, EUROCKA, BTC, NOVA MOTORS, LEXMOTO, Actionbikes Motors	2	-
ZHONGNENG, ZNEN, AGM, AJS, YUKI, COLIBRI, EUROCKA, BTC, NOVA MOTORS, LEXMOTO	2	-
ZONGSHEN	1	-
ZONGSHEN, ZIP STAR, Lexmoto, ICONE, VORTEX, M1NSK, MACBOR, MONDIAL, ROMET MOTORS	1	-
TOTAL	2,274	231

Graph 8. Sales of new motorcycles (January 2020)



EXPLANATORY NOTES

Survey on the issuing of new road motor vehicle circulation licenses	The survey on the issuing of new motor vehicle circulation licenses is a census survey. The released data give information, at country level, on the brand and type of the motor vehicle, as well as whether it is new or used. The survey does not include vehicles that move on rails, trolley busses, agricultural tractors and machinery. In addition, the following are excluded: all motor vehicles of the Armed Forces, Police, Fire Brigade, State Services, Diplomatic Corps, Foreign Missions, and Invalids of Wars, as well as motorcycles with a cylinder capacity less than 50 cc.
Legal basis	Law 3832/2010
Reference Period	January 2020
Coverage	The production of monthly data is based on the registers held by the Ministry of Infrastructure, Transport and Networks, which records all the monthly changes observed in the vehicle registration licenses at country level.
Definitions	<p>Road motor vehicle is any vehicle that, irrespective of the number of wheels, is moved by an engine and is designed to transport persons or cargo or both of them, either they are on the same single vehicle or on a trailer carried by the main motor vehicle.</p> <p>New road motor vehicle is any motor vehicle that is registered for the first time in Greece during the reference month and has not been put into circulation in any other country.</p> <p>Used motor vehicle is any motor vehicle that is registered for the first time in Greece and has been imported as a used one from abroad</p> <p>Passenger motor vehicle: it is a motor vehicle designed to carry mostly people, having no more than 9 seats, including the driver's seat.</p> <p>Bus: it is a motor vehicle, which is designed to carry mostly people, having more than 10 seats, including the driver's seat. In the corresponding tables of this Press Release, this category also includes articulated buses.</p> <p>Lorry: it is motor vehicle designed to carry mostly cargo. In the corresponding tables of this Press Release, this category also includes tractors, tow trucks, articulated tractors, and trucks with trailers.</p> <p>Motorcycle: any two-wheeled motor vehicle, with or without sidecar, with maximum authorized design speed over 45 km/h, or in case it is powered by a combustion engine, with a cylinder capacity of 50 cc or over. In the corresponding tables of this Press Release, this category also includes the three-wheeled motor vehicles – motor tricycles.</p> <p>Tricycle motor vehicle: it is a motor vehicle with three symmetrical wheels with maximum authorized design speed over 45 km/h, or in case it is powered by a combustion engine, with a cylinder capacity over the 50 cc. This category also includes four-wheel vehicles, except the light four-wheel motorcycles, whose empty vehicle tare (excluding the weight of the fuel or mixture of fuel-oil or the weight of the batteries for electric cars) is up to 400 kg in the case the vehicle is designed for passenger use or up to 550 kg in case the vehicle is designed to carry cargo and whose engine is up to 15KW.</p>
Methodology	Exhaustive Survey. The primary data derive from the Ministry of Infrastructure, Transport and Networks and are based on the issuing of new circulation licenses as they are registered by the Regional Offices for Transport and Communications.
References	More information (graphs, tables) concerning the survey on the issuing of new motor vehicle circulation licenses are available on the webpage of ELSTAT, www.statistics.gr , under the link http://www.statistics.gr/en/statistics/-/publication/SME24/