



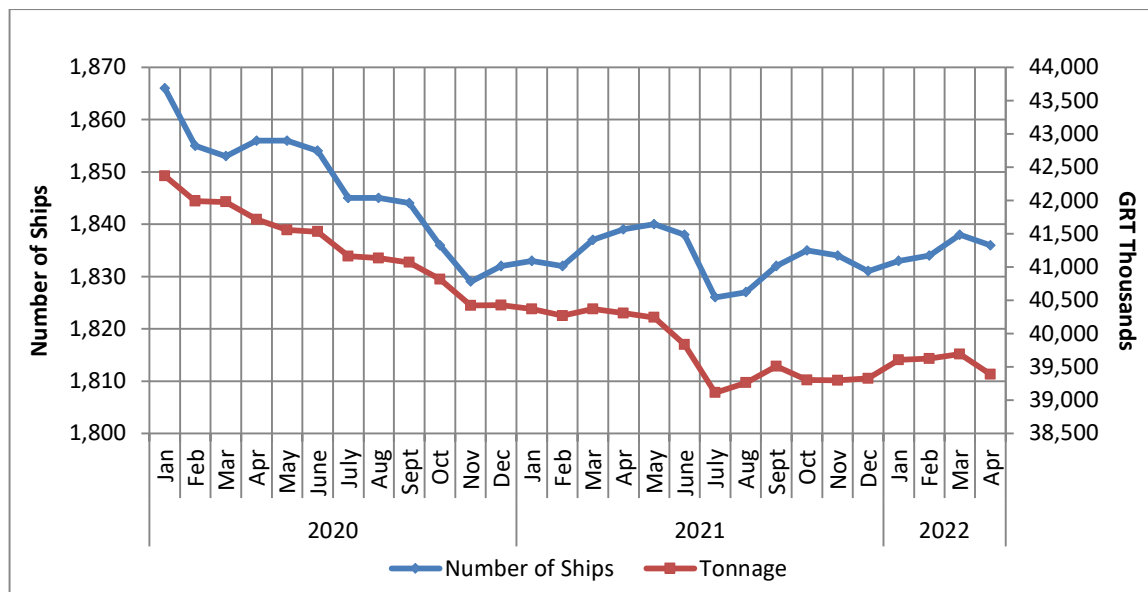
## PRESS RELEASE

### GREEK MERCHANT FLEET: April 2022 (Provisional data)

The Hellenic Statistical Authority (ELSTAT) announces data on the Greek Merchant Fleet (for vessels of 100 GRT<sup>1</sup>) for April 2022. Particularly:

- The Greek Merchant Fleet decreased by 0.2% in April 2022 compared with April 2021. A decrease of 0.9% was recorded in April 2021 compared with April 2020 (Table 1).
- The gross tonnage of the Greek Merchant Fleet, for vessels of 100 GRT and over, recorded a decrease of 2.3% in April 2022 compared with April 2021. A decrease of 3.4% was recorded in April 2021 compared with April 2020 (Table 1).

**Graph 1: Greek Merchant ships of 100 GRT and over: January 2020– April 2022**



**Information on methodological issues:**

Division of Sectoral Statistics  
Section of Transport Statistics  
P. Tzortzi, F. Georgakopoulou  
Tel : +30 213 135 2187, +30 213 135 3090  
E mail: [p.tzortzi@statistics.gr](mailto:p.tzortzi@statistics.gr)  
[f.georgakopoulou@statistics.gr](mailto:f.georgakopoulou@statistics.gr)

**Information for data provision:**

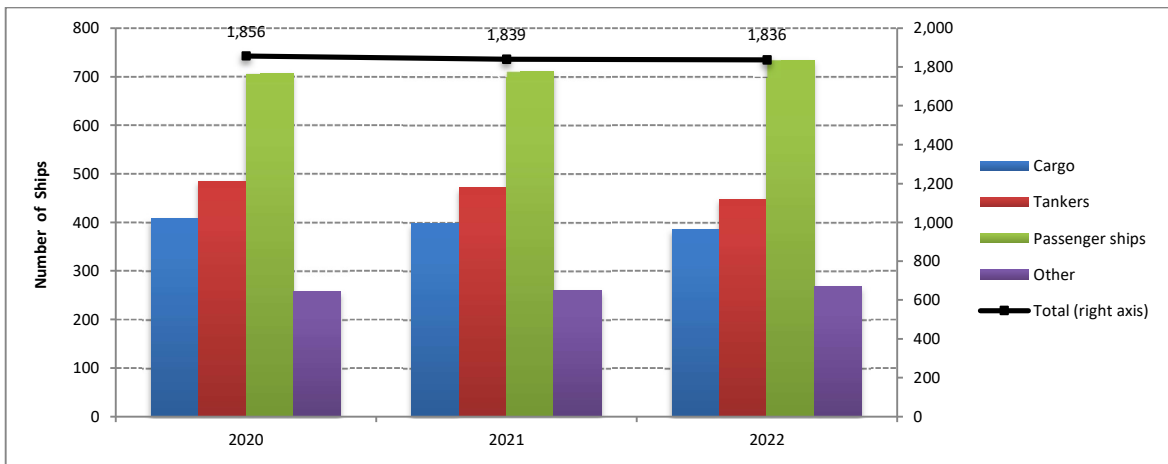
Tel. +30 213 135 2022  
E mail: [data.dissem@statistics.gr](mailto:data.dissem@statistics.gr)

<sup>1</sup>GRT: Gross Tonnage

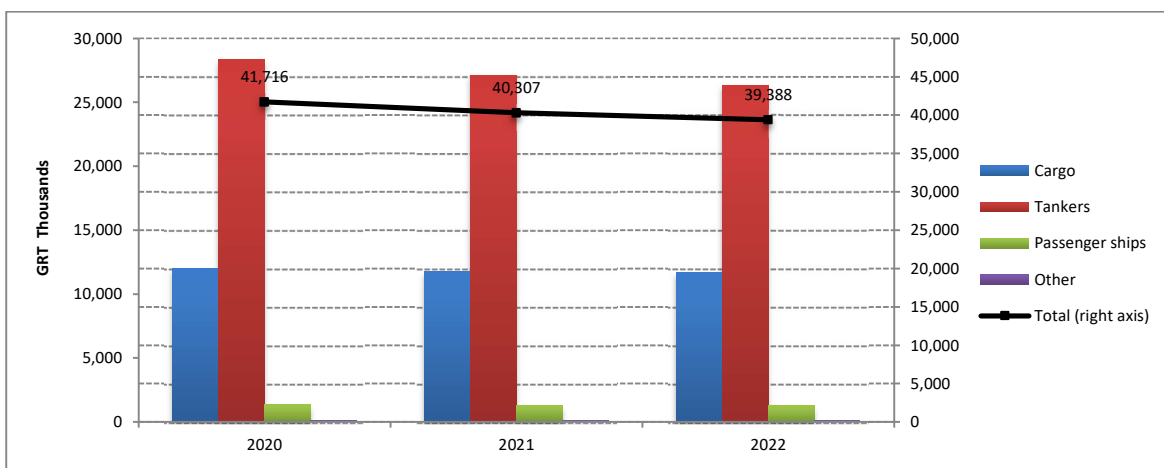
**Table 1: Number and tonnage of Greek Merchant ships of 100 GRT and over, by types of ships, April 2020–2022**

April										
Types of ships	2020		2021		Change % 2021/2020		2022		Change % 2022/2021	
	Number of Ships	Tonnage (GRT)	Number of Ships	Tonnage (GRT)	Number of Ships	Tonnage (GRT)	Number of Ships	Tonnage (GRT)	Number of Ships	Tonnage (GRT)
<b>Total:</b>	<b>1,856</b>	<b>41,716,427</b>	<b>1,839</b>	<b>40,307,202</b>	<b>-0.9</b>	<b>-3.4</b>	<b>1,836</b>	<b>39,387,695</b>	<b>-0.2</b>	<b>-2.3</b>
<b>Cargo</b>	407	11,999,093	397	11,778,764	-2.5	-1.8	386	11,680,446	-2.8	-0.8
<b>Tankers</b>	485	28,301,273	471	27,147,905	-2.9	-4.1	448	26,323,055	-4.9	-3.0
<b>Passenger ships</b>	707	1,328,264	711	1,283,017	0.6	-3.4	734	1,257,385	3.2	-2.0
<b>Other</b>	257	87,797	260	97,516	1.2	11.1	268	126,809	3.1	30.0

**Graph 2a: Number of Greek Merchant ships of 100 GRT and over, by types of ships, April 2020 – 2022**



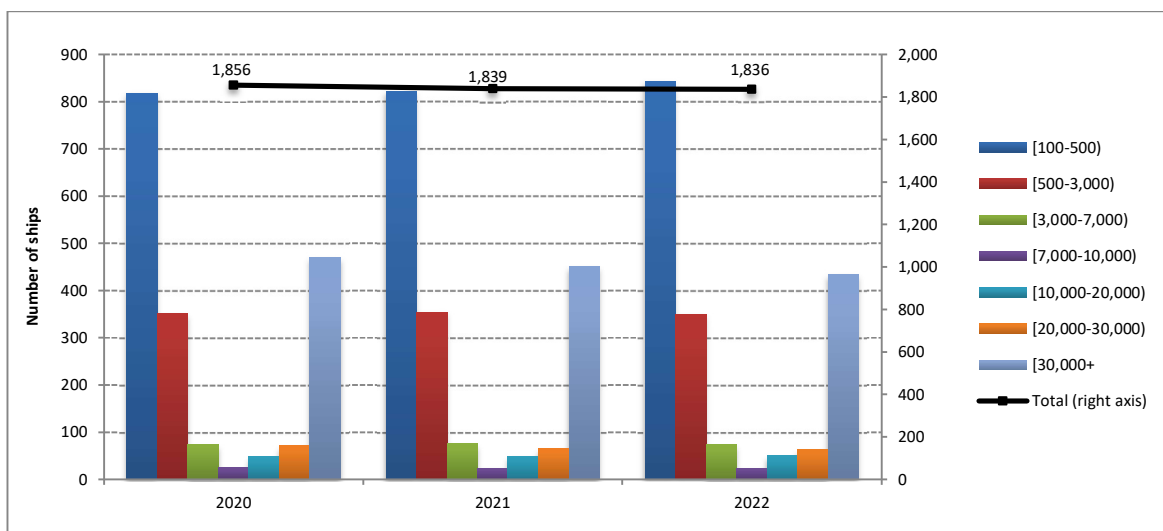
**Graph 2b: Tonnage of Greek Merchant Ships of 100 GRT and over, by types of ships, April 2020 – 2022**



**Table 2: Distribution of the Greek Merchant ships of 100 GRT and over, by tonnage groups, April 2020 – 2022**

April										
Tonnage Groups	2020		2021		Change % 2021/2020		2022		Change % 2022/2021	
	Number of Ships	Tonnage (GRT)	Number of Ships	Tonnage (GRT)	Number of Ships	Tonnage (GRT)	Number of Ships	Tonnage (GRT)	Number of Ships	Tonnage (GRT)
<b>Total:</b>	<b>1,856</b>	<b>41,716,427</b>	<b>1,839</b>	<b>40,307,202</b>	<b>-0.9</b>	<b>-3.4</b>	<b>1,836</b>	<b>39,387,695</b>	<b>-0.2</b>	<b>-2.3</b>
[100-500)	818	202,905	822	204,442	0.5	0.8	843	205,694	2.6	0.6
[500-3,000)	351	434,450	354	443,184	0.9	2.0	350	442,750	-1.1	-0.1
[3,000-7,000)	74	328,831	75	337,164	1.4	2.5	73	322,753	-2.7	-4.3
[7,000-10,000)	25	213,640	24	204,176	-4.0	-4.4	24	202,584	0.0	-0.8
[10,000-20,000)	48	708,885	49	718,122	2.1	1.3	50	721,835	2.0	0.5
[20,000-30,000)	71	1,877,302	65	1,709,760	-8.5	-8.9	62	1,633,629	-4.6	-4.5
[30,000+)	469	37,950,414	450	36,690,354	-4.1	-3.3	434	35,858,450	-3.6	-2.3

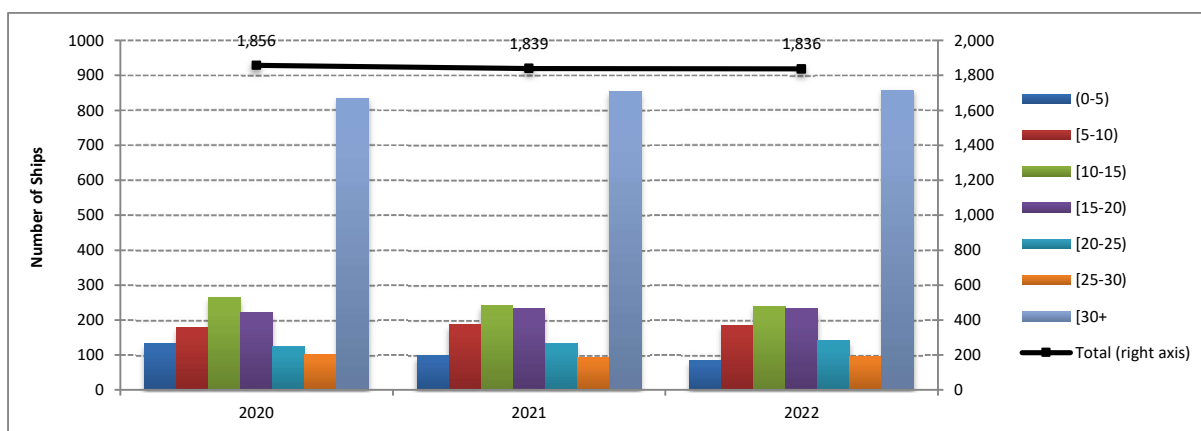
**Graph 3: Distribution of Greek Merchant ships of 100 GRT and over, by tonnage groups, April 2020 – 2022**



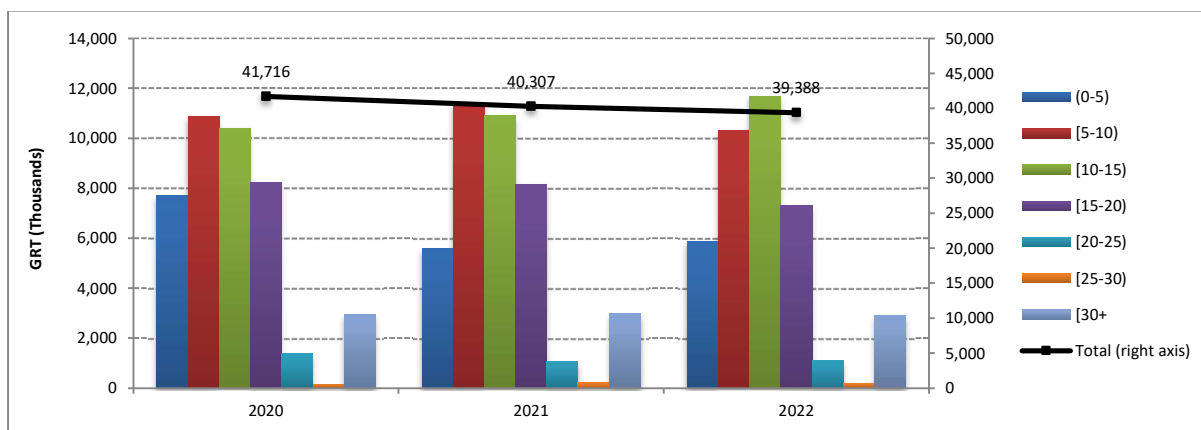
**Table 3: Distribution of Greek Merchant ships of 100 GRT and over, by age groups, April 2020 – 2022**

April										
2020		2021		Change % 2021/2020		2022		Change % 2022/2021		
Age Groups	Number of Ships	Tonnage (GRT)	Number of Ships	Tonnage (GRT)	Number of Ships	Tonnage (GRT)	Number of Ships	Tonnage (GRT)	Number of Ships	Tonnage (GRT)
<b>Total:</b>	<b>1,856</b>	<b>41,716,427</b>	<b>1,839</b>	<b>40,307,202</b>	<b>-0.9</b>	<b>-3.4</b>	<b>1,836</b>	<b>39,387,695</b>	<b>-0.2</b>	<b>-2.3</b>
<b>(0-5)</b>	132	7,707,093	98	5,589,295	-25.8	-27.5	85	5,880,039	-13.3	5.2
<b>[5-10)</b>	178	10,860,332	186	11,374,242	4.5	4.7	185	10,329,359	-0.5	-9.2
<b>[10-15)</b>	264	10,414,195	242	10,896,368	-8.3	4.6	240	11,674,963	-0.8	7.1
<b>[15-20)</b>	221	8,236,064	233	8,166,819	5.4	-0.8	232	7,298,907	-0.4	-10.6
<b>[20-25)</b>	126	1,379,141	133	1,076,062	5.6	-22.0	140	1,097,257	5.3	2.0
<b>[25-30)</b>	100	151,590	93	210,293	-7.0	38.7	96	185,760	3.2	-11.7
<b>[30+)</b>	835	2,968,012	854	2,994,123	2.3	0.9	858	2,921,410	0.5	-2.4

**Graph 4a: Distribution of Greek Merchant ships 100 GRT and over, by age groups, April 2020 – 2022**



**Graph 4b: Tonnage of Greek Merchant ships of 100 GRT and over, by age groups, April 2020–2022**



## METHODOLOGICAL NOTES

**Greek Merchant Fleet Survey** The Survey on the Greek Merchant Fleet is conducted on a monthly basis since 1964 without any major methodological changes ever since. The purpose of the survey is to fully record statistical data on the number and basic characteristics of the Greek merchant ships, thus depicting the evolution over the course of time of the Greek merchant fleet.

**Legal Framework** The survey is conducted in compliance with the joint Ministerial Decision (No 6792/G-81/11-4-97), signed by the Minister of National Economy and the Minister of Mercantile Marine.

**Reference Period** The results of the survey refer to the end of April 2022.

**Coverage** The survey covers all domestic Port Authorities, as well as Greek Consular Port Authorities abroad, which keep ship registers. These Authorities have to send a report on a monthly basis to the Hellenic Statistical Authority (ELSTAT), pertaining to the changes in the Greek merchant ships registered in their ship registers.

**Definitions** **Merchant ship:** Seagoing self-propelled vessel, at least of 10 GRT, designed for the carriage of goods, transport of passengers, for fishing, towing or specially fitted out for other commercial maritime activities.

**Greek merchant fleet:** The total number of the merchant ships under Greek flag. The Greek flag carried by these ships means that all their maritime activities (subsidies for ship building, cargo limitations and other tax provisions) are governed by commercial and economic rules which are laid down by the respective Greek authorities.

**Gross Register Tonnage (GRT):** Refers to the spaces within the hull and of the enclosed spaces above the deck which are available for carrying goods, food, passengers and crew, GRT is equal to the volume of 100 cubic feet or 2,83 m<sup>3</sup>.

**Net Register Tonnage (NRT):** It is derived from the gross tonnage by deducting allowances in respect of spaces used for the crew, navigating and propelling machinery, fuel and water ballasts, and other spaces not used for passengers or cargo.

**Age of ship:** indicated by the year of original construction of the hull or that of the hull containing the engine room.

**Methodology** It is an exhaustive survey conducted by all domestic Port Authorities and Greek Consular Port Authorities abroad, which report to ELSTAT, on a monthly basis, on changes in the ships pertaining to: a) new registrations of ships in the ship registers, b) change in the name of a ship, c) change of ownership, d) transfers to or from a different port, e) deletion of a ship from a ship's register, f) final measurement – remeasurement of ships, g) replacement of the ship's engine.

All these data, after being dully processed, are used to update, through a specially designed software application, the Official Register of Greek Merchant Ships. This Register is used for the production of monthly and annual statistical results.

**References** Further information (tables, charts) concerning the Survey on the Greek Merchant Fleet can be found on the webpage of ELSTAT ([www.statistics.gr](http://www.statistics.gr)), under the link: <https://www.statistics.gr/el/statistics/-/publication/SMA27>