



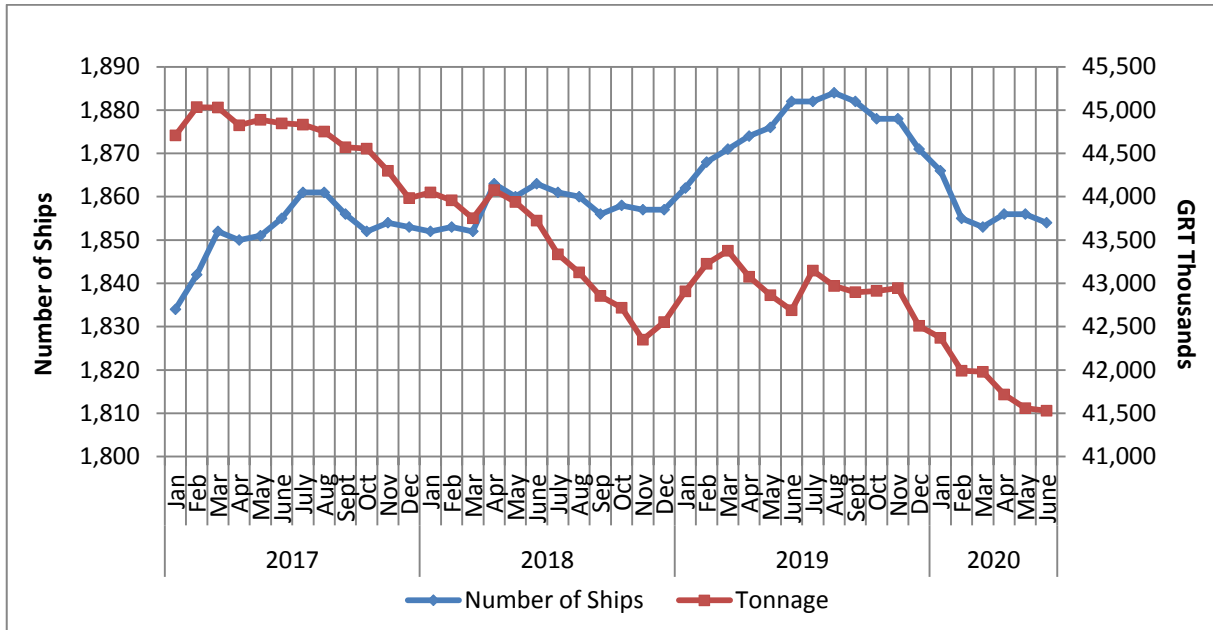
**PRESS RELEASE**

**GREEK MERCHANT FLEET: June 2020 (Provisional data)**

The Hellenic Statistical Authority (ELSTAT) announces data on the Greek Merchant Fleet (for vessels of 100 GRT<sup>1</sup>) for June 2020. Particularly:

- The Greek Merchant Fleet decreased by 1.5% in June 2020 compared with June 2019, while an increase of 1.0% was recorded in June 2019 compared with June 2018 (Table 1).
- The gross tonnage of the Greek Merchant Fleet, for vessels of 100 GRT and over, recorded a decrease of 2.7% in June 2020 compared with June 2019. A decrease of 2.4% was recorded in June 2019 compared with June 2018 (Table 1).

**Graph 1: Greek Merchant ships of 100 GRT and over: January 2017 – June 2020**



**Information on methodological issues:**

Division of Sectoral Statistics  
Section of Transport Statistics  
P. Tzortzi, F. Georgakopoulou  
Tel : +30 213 135 2187 , +30 213 135 3090  
Fax: +30 213 135 2757  
E mail: [p.tzortzi@statistics.gr](mailto:p.tzortzi@statistics.gr)  
[f.georgakopoulou@statistics.gr](mailto:f.georgakopoulou@statistics.gr)

**Information for data provision:**

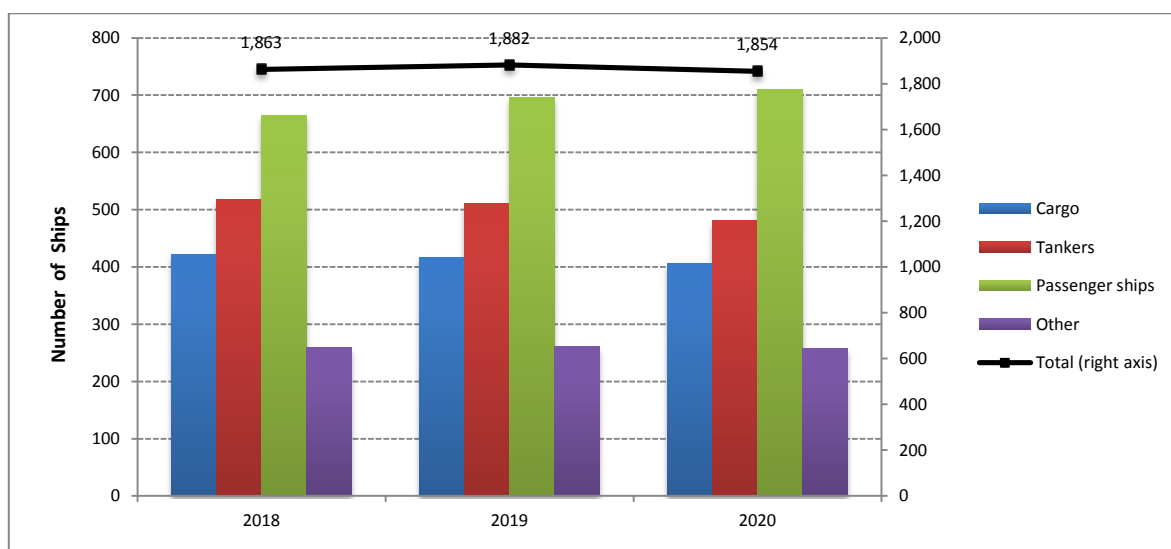
Tel. +30 213 135 2022  
E mail: [data.dissem@statistics.gr](mailto:data.dissem@statistics.gr)

<sup>1</sup> GRT: Gross Tonnage

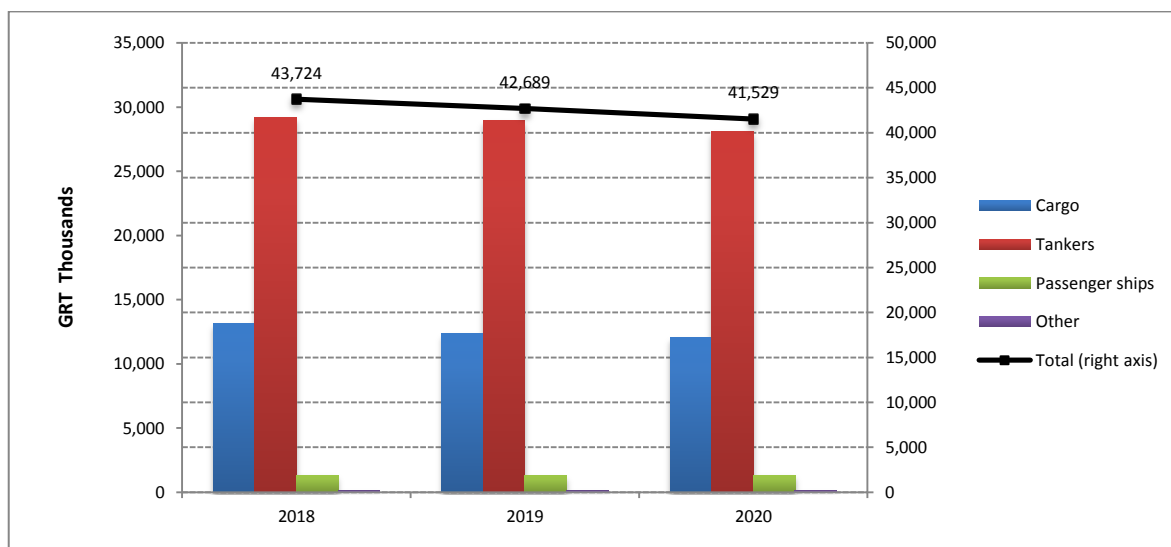
**Table 1. Number and tonnage of Greek Merchant ships of 100 GRT and over, by types of ships, June 2018 – 2020**

June										
Types of ships	2018		2019		Change % 2019/2018		2020		Change % 2020/2019	
	Number of Ships	Tonnage (GRT)	Number of Ships	Tonnage (GRT)	Number of Ships	Tonnage (GRT)	Number of Ships	Tonnage (GRT)	Number of Ships	Tonnage (GRT)
<b>Cargo</b>	422	13,134,709	417	12,372,621	-1.2	-5.8	406	12,033,179	-2.6	-2.7
<b>Tankers</b>	518	29,172,828	510	28,926,337	-1.5	-0.8	481	28,080,614	-5.7	-2.9
<b>Passenger ships</b>	664	1,325,251	695	1,299,943	4.7	-1.9	710	1,322,683	2.2	1.7
<b>Other</b>	259	91,552	260	90,444	0.4	-1.2	257	92,942	-1.2	2.8
<b>Total:</b>	<b>1,863</b>	<b>43,724,340</b>	<b>1,882</b>	<b>42,689,345</b>	<b>1.0</b>	<b>-2.4</b>	<b>1,854</b>	<b>41,529,418</b>	<b>-1.5</b>	<b>-2.7</b>

**Graph 2a: Number of Greek Merchant ships of 100 GRT and over, by types of ships, June 2018 – 2020**



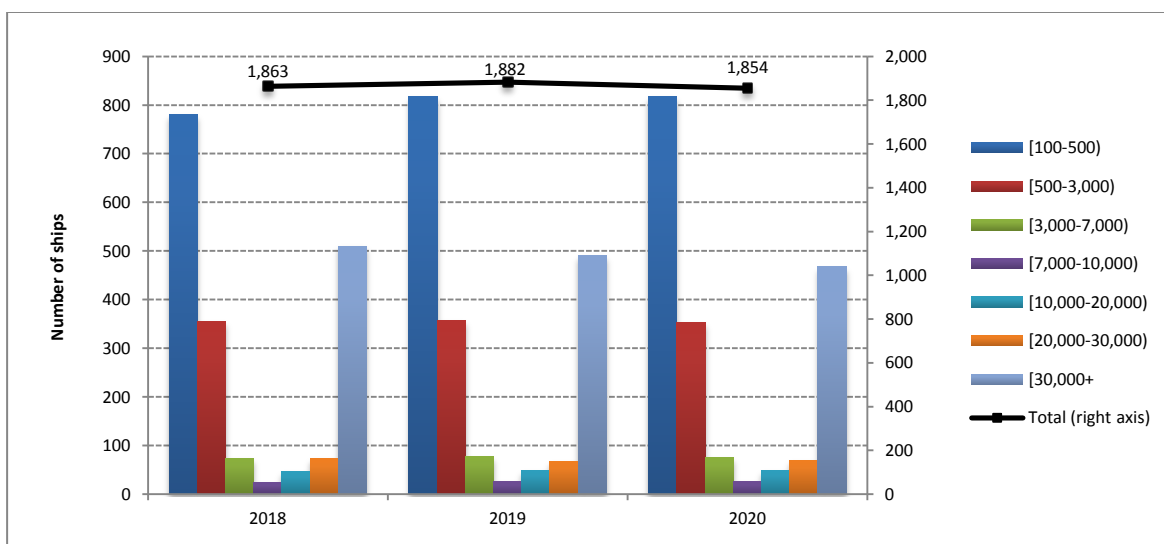
**Graph 2b: Tonnage of Greek Merchant Ships of 100 GRT and over, by types of ships, June 2018 – 2020**



**Table 2. Distribution of the Greek Merchant ships of 100 GRT and over, by tonnage groups, June 2018 – 2020**

June										
Tonnage Groups	2018		2019		Change % 2019/2018		2020		Change % 2020/2019	
	Number of Ships	Tonnage (GRT)	Number of Ships	Tonnage (GRT)	Number of Ships	Tonnage (GRT)	Number of Ships	Tonnage (GRT)	Number of Ships	Tonnage (GRT)
[100-500)	781	195,063	817	202,914	4.6	4.0	818	202,450	0.1	-0.2
[500-3,000)	355	436,388	356	440,461	0.3	0.9	352	436,501	-1.1	-0.9
[3,000-7,000)	74	329,814	77	341,053	4.1	3.4	75	335,164	-2.6	-1.7
[7,000-10,000)	24	204,176	25	211,833	4.2	3.8	25	213,640	0.0	0.9
[10,000-20,000)	46	674,985	48	707,015	4.3	4.7	48	701,143	0.0	-0.8
[20,000-30,000)	73	1,930,999	68	1,795,562	-6.8	-7.0	69	1,820,583	1.5	1.4
[30,000+)	510	39,952,915	491	38,990,507	-3.7	-2.4	467	37,819,937	-4.9	-3.0
<b>Total:</b>	<b>1,863</b>	<b>43,724,340</b>	<b>1,882</b>	<b>42,689,345</b>	<b>1.0</b>	<b>-2.4</b>	<b>1,854</b>	<b>41,529,418</b>	<b>-1.5</b>	<b>-2.7</b>

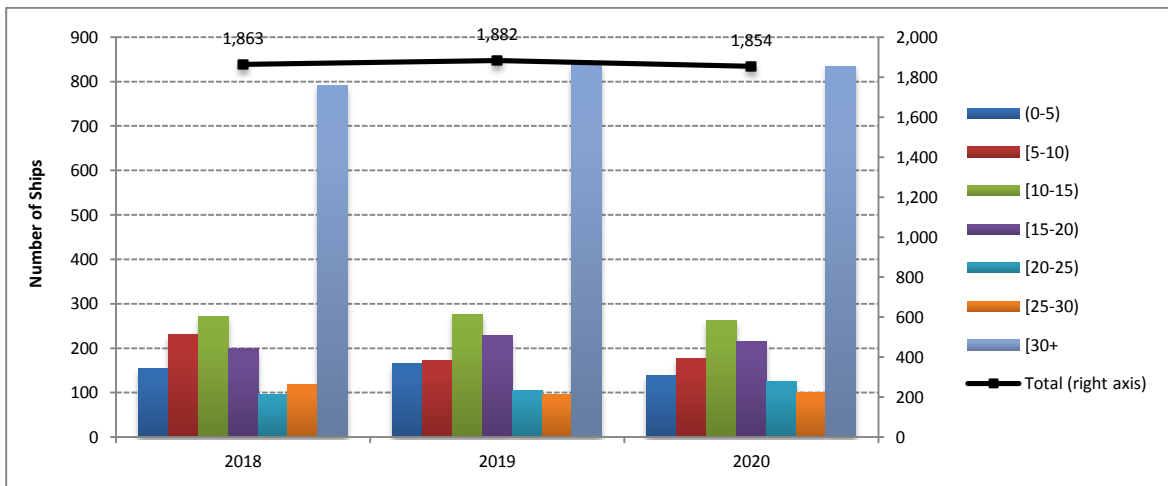
**Graph 3: Distribution of Greek Merchant ships of 100 GRT and over, by tonnage groups, June 2018 – 2020**



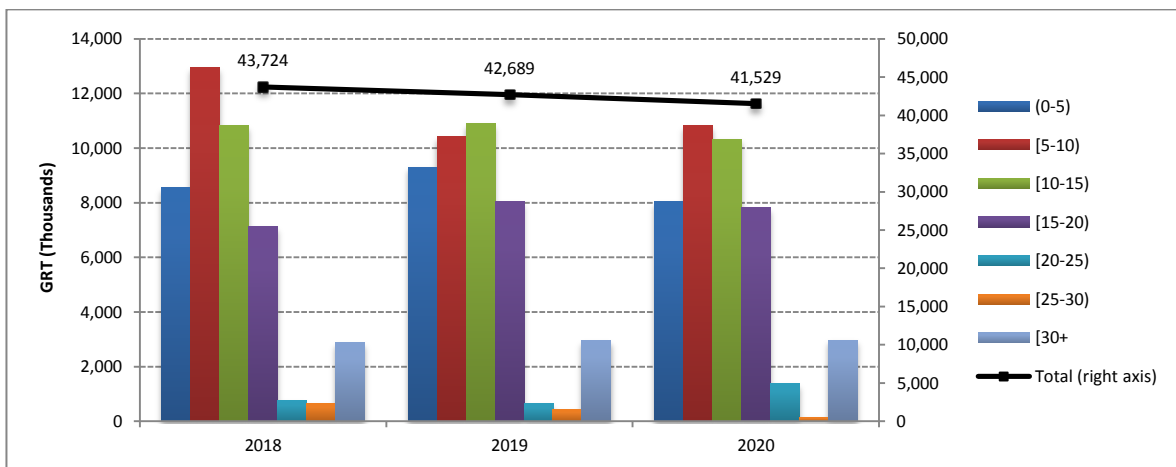
**Table 3. Distribution of Greek Merchant ships of 100 GRT and over, by age groups, June 2018 – 2020**

Age Groups	June									
	2018		2019		Change % 2019/2018		2020		Change % 2020/2019	
	Number of Ships	Tonnage (GRT)	Number of Ships	Tonnage (GRT)	Number of Ships	Tonnage (GRT)	Number of Ships	Tonnage (GRT)	Number of Ships	Tonnage (GRT)
(0-5)	155	8,543,439	165	9,301,331	6.5	8.9	138	8,052,103	-16.4	-13.4
[5-10)	232	12,943,959	173	10,426,823	-25.4	-19.4	177	10,828,976	2.3	3.9
[10-15)	272	10,833,313	277	10,885,657	1.8	0.5	263	10,327,864	-5.1	-5.1
[15-20)	199	7,127,843	228	8,051,253	14.6	13.0	216	7,817,263	-5.3	-2.9
[20-25)	95	752,467	105	632,849	10.5	-15.9	125	1,379,021	19.0	117.9
[25-30)	118	657,201	96	425,640	-18.6	-35.2	100	151,590	4.2	-64.4
[30+	792	2,866,118	838	2,965,792	5.8	3.5	835	2,972,601	-0.4	0.2
<b>Total:</b>	<b>1,863</b>	<b>43,724,340</b>	<b>1,882</b>	<b>42,689,345</b>	<b>1.0</b>	<b>-2.4</b>	<b>1,854</b>	<b>41,529,418</b>	<b>-1.5</b>	<b>-2.7</b>

**Graph 4a: Distribution of Greek Merchant ships 100 GRT and over, by age groups, June 2018 – 2020**



**Graph 4b: Tonnage of Greek Merchant ships of 100 GRT and over, by age groups, June 2018 – 2020**



## METHODOLOGICAL NOTES

**Greek Merchant Fleet Survey** The Survey on the Greek Merchant Fleet is conducted on a monthly basis since 1964 without any major methodological changes ever since. The purpose of the survey is to fully record statistical data on the number and basic characteristics of the Greek merchant ships, thus depicting the evolution over the course of time of the Greek merchant fleet.

**Legal Framework** The survey is conducted in compliance with the joint Ministerial Decision (No 6792/G-81/11-4-97), signed by the Minister of National Economy and the Minister of Mercantile Marine.

**Reference Period** The results of the survey refer to the end of June 2020.

**Coverage** The survey covers all domestic Port Authorities, as well as Greek Consular Port Authorities abroad, which keep ship registers. These Authorities have to send a report on a monthly basis to the Hellenic Statistical Authority (ELSTAT), pertaining to the changes in the Greek merchant ships registered in their ship registers.

**Definitions** **Merchant ship:** Seagoing self-propelled vessel, at least of 10 GRT, designed for the carriage of goods, transport of passengers, for fishing, towing or specially fitted out for other commercial maritime activities.

**Greek merchant fleet:** The total number of the merchant ships under Greek flag. The Greek flag carried by these ships means that all their maritime activities (subsidies for ship building, cargo limitations and other tax provisions) are governed by commercial and economic rules which are laid down by the respective Greek authorities.

**Gross Register Tonnage (GRT):** Refers to the spaces within the hull and of the enclosed spaces above the deck which are available for carrying goods, food, passengers and crew. GRT is equal to the volume of 100 cubic feet or 2.83 m<sup>3</sup>.

**Net Register Tonnage (NRT):** It is derived from the gross tonnage by deducting allowances in respect of spaces used for the crew, navigating and propelling machinery, fuel and water ballasts, and other spaces not used for passengers or cargo.

**Age of ship:** indicated by the year of original construction of the hull or that of the hull containing the engine room.

**Methodology** It is an exhaustive survey conducted by all domestic Port Authorities and Greek Consular Port Authorities abroad, which report to ELSTAT, on a monthly basis, on changes in the ships pertaining to: a) new registrations of ships in the ship registers, b) change in the name of a ship, c) change of ownership, d) transfers to or from a different port, e) deletion of a ship from a ship's register, f) final measurement – remeasurement of ships, g) replacement of the ship's engine. All these data, after being dully processed, are used to update, through a specially designed software application, the Official Register of Greek Merchant Ships. This Register is used for the production of monthly and annual statistical results.

**References** Further information (tables, charts) concerning the Survey on the Greek Merchant Fleet can be found on the webpage of ELSTAT ([www.statistics.gr](http://www.statistics.gr)), under the link: <https://www.statistics.gr/el/statistics/-/publication/SMA27>