



Piraeus, 29 March 2010

PRESS RELEASE

COMMERCIAL TRANSACTION OF GREECE: January 2010

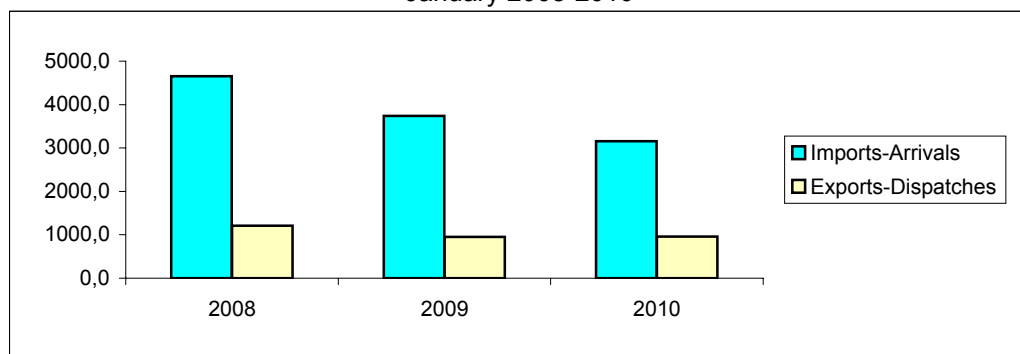
(Provisional Data)

The total value of imports-arrivals in January 2010 amounted to **2867.2** million euros (**4079.7** million dollars) against **3504.6** million euros (**4611.9** million dollars) in January 2009, recording a drop of **18.2%**. The total value of imports-arrivals excluding the oil products recorded a decrease of **122.7** million euros or **4.3%** in comparison with the corresponding month of 2009 (Tables 2 & 3).

The total value of exports-dispatches in January 2010 amounted to **960.4** million euros (**1374.7** million dollars) against **951.6** million euros (**1259.8** million dollars) in January 2009, recording an increase of **0.9%**. The total value of exports-dispatches excluding the oil products recorded a decrease of **14.9** million euros or **1.7%** in comparison with the corresponding month of 2009 (Tables 2 & 3).

The deficit of the trade balance in January 2010 amounted to **1906.8** million euros (**2705.0** million dollars) against **2553.0** million euros (**3352.1** million dollars) in January 2009 recording a drop of **25.3%**. Excluding the oil products the deficit of the trade balance recorded a decrease of **107.8** million euros or **5.5%** in comparison with the corresponding month of the year 2009 (Table 1).

Diagram 1a. Imports-Arrivals⁽¹⁾, Exports-Dispatches (€ million):
January 2008-2010



(1) Excluding the value of ships

Contact Person:

Division of Statistics on Trade and Services
Section of External Trade Statistics

Sophia Bakalidou

Tel : 210 4852042

Fax : 210 4852396

e-mail: sofbak@statistics.gr

Table 1. Trade Balance: January 2008, 2009 & 2010

	2008*	January 2009*	2010*	Changes %	
				2009/2008	2010/2009
A. Imports-Arrivals (million euros)					
I. Including the value of ships	4.655,2	3.735,7	3.153,0	-19,8	-15,6
II. Excluding the value of ships	4.428,8	3.504,6	2.867,2	-20,9	-18,2
III. Excluding the oil products	3.219,7	2.845,2	2.722,5	-11,6	-4,3
B. Exports-Dispatches (million euros)					
I. Including the oil products	1.208,1	951,6	960,4	-21,2	0,9
II. Including the oil products	1.092,3	898,0	883,1	-17,8	-1,7
C. Trade Balance including the oil products (=B.I - A.I I)	-3.220,7	-2.553,0	-1.906,8	-20,7	-25,3
D. Trade Balance excluding the oil products (=B.II - A.I I I)	-2.127,4	-1.947,2	-1.839,4	-8,5	-5,5
	2008*	January 2009*	2010*	Changes %	
				2009/2008	2010/2009
A. Imports-Arrivals (USD** million)					
I. Including the value of ships	6.831,8	4.916,0	4.486,3	-28,0	-8,7
II. Excluding the value of ships	6.499,6	4.611,9	4.079,7	-29,0	-11,5
III. Excluding the oil products	4.725,2	3.744,2	3.873,9	-20,8	3,5
B. Exports-Dispatches (USD** million)					
I. Including the oil products	1.783,4	1.259,8	1.374,7	-29,4	9,1
II. Excluding the oil products	1.612,5	1.188,8	1.264,1	-26,3	6,3
C. Trade Balance including the oil products (=B.I - A.I I)	-4.716,2	-3.352,1	-2.705,0	-28,9	-19,3
D. Trade Balance excluding the oil products (=B.II - A.I I I)	-3.112,7	-2.555,4	-2.609,8	-17,9	2,1

* Provisional data

** For the value in dollars is used the exchange rate USD / € of the reporting month

Table 2. Imports-Arrivals, Exports-Dispatches with oil products, January 2008-2010

Imports-Arrivals ** (€ million)					
	January			Changes %	
	2008*	2009*	2010*	2009/2008	2010/2009
I. European Union	2.490,8	2.006,1	1.832,3	-19,5	-8,7
II. Third countries	1.938,0	1.498,5	1.034,9	-22,7	-30,9
TOTAL	4.428,8	3.504,6	2.867,2	-20,9	-18,2

Imports-Arrivals ** (USD*** million)					
	January			Changes %	
	2008*	2009*	2010*	2009/2008	2010/2009
I. European Union	3.655,5	2.640,0	2.607,1	-27,8	-1,2
II. Third countries	2.844,1	1.972,0	1.472,6	-30,7	-25,3
TOTAL	6.499,6	4.611,9	4.079,7	-29,0	-11,5

Exports-Dispatches (€ million)					
	January			Changes %	
	2008*	2009*	2010*	2009/2008	2010/2009
I. European Union	812,0	623,7	628,9	-23,2	0,8
II. Third countries	396,0	327,9	331,5	-17,2	1,1
TOTAL	1.208,1	951,6	960,4	-21,2	0,9

Exports-Dispatches (USD*** million)					
	January			Changes %	
	2008*	2009*	2010*	2009/2008	2010/2009
I. European Union	1.198,8	825,8	900,2	-31,1	9,0
II. Third countries	584,6	434,0	474,5	-25,8	9,3
TOTAL	1.783,4	1.259,8	1.374,7	-29,4	9,1

* Provisional data

** Excluding the value of ships

*** For the value in dollars is used the exchange rate USD / € of the reporting month

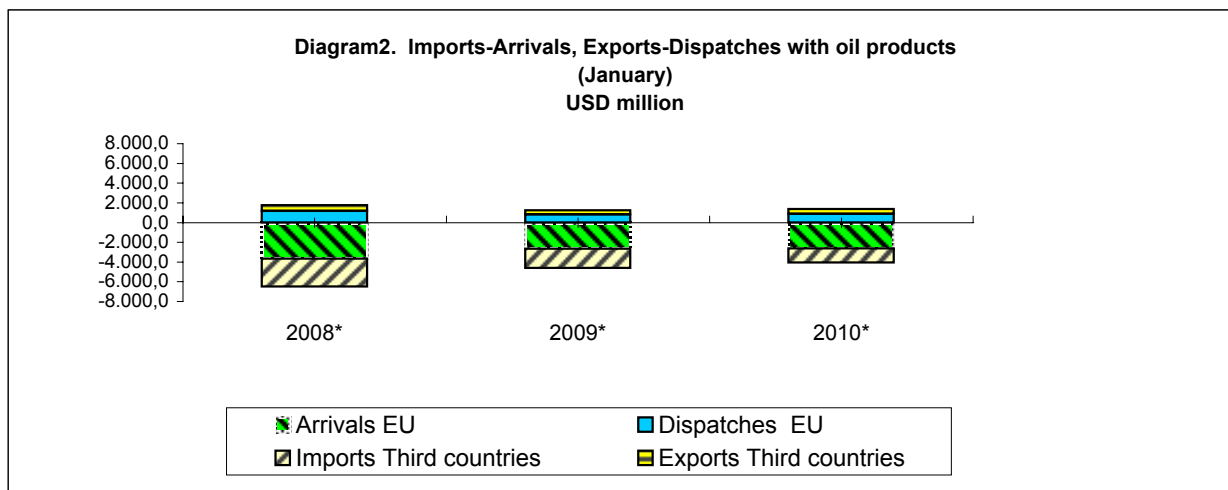


Table 3: Imports-Arrivals, Exports-Dispatches without oil products, January 2008-2010**Imports-Arrivals ** (€ εκατομμύρια)**

	January			Changes %	
	2008*	2009*	2010*	2009/2008	2010/2009
I. European Union	2.474,3	1.994,5	1.810,3	-19,4	-9,2
II. Third countries	745,4	850,6	912,3	14,1	7,2
TOTAL	3.219,7	2.845,2	2.722,5	-11,6	-4,3

Imports-Arrivals (USD* million)**

	January			Changes %	
	2008*	2009*	2010*	2009/2008	2010/2009
I. European Union	3.631,2	2.624,7	2.575,8	-27,7	-1,9
II. Third countries	1.094,0	1.119,4	1.298,0	2,3	16,0
TOTAL	4.725,2	3.744,2	3.873,9	-20,8	3,5

Exports-Dispatches (€ million)

	January			Changes %	
	2008*	2009*	2010*	2009/2008	2010/2009
I. European Union	773,2	602,0	598,3	-22,2	-0,6
II. Third countries	319,1	296,0	284,8	-7,2	-3,8
TOTAL	1.092,3	898,0	883,1	-17,8	-1,7

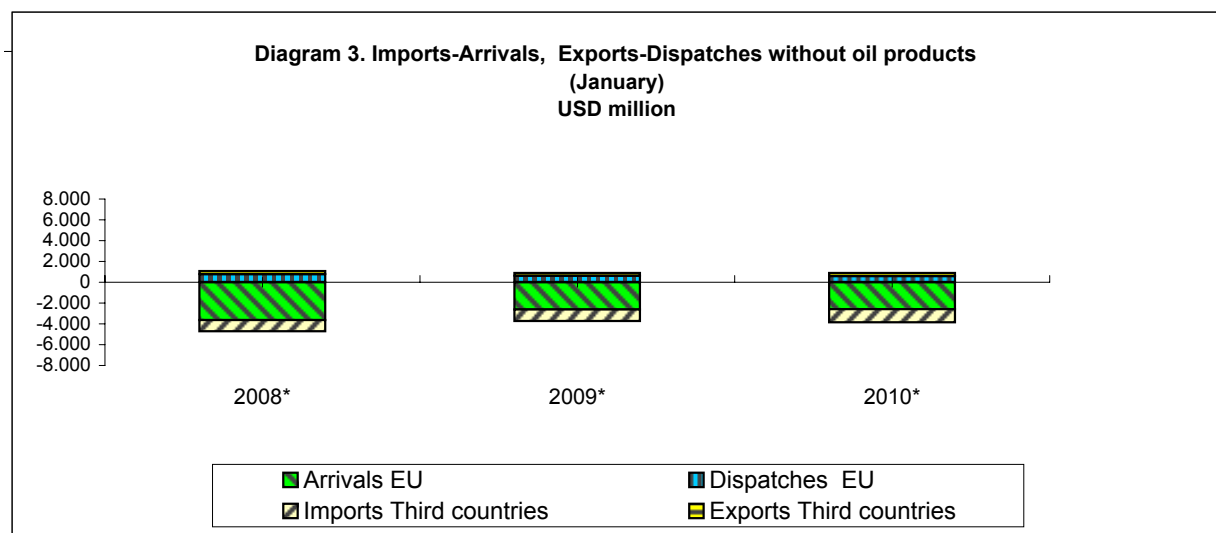
Exports-Dispatches (USD* million)**

	January			Changes %	
	2008*	2009*	2010*	2009/2008	2010/2009
I. European Union	1.141,5	796,9	856,4	-30,2	7,5
II. Third countries	471,1	391,9	407,6	-16,8	4,0
TOTAL	1.612,5	1.188,8	1.264,1	-26,3	6,3

* Provisional data

** Excluding the value of ships

*** For the value in dollars is used the exchange rate USD / € of the reporting month



EXPLANATORY NOTES

Commercial Transactions of Greece	The recording of the Commercial Transactions of Greece is carried out every month and its aim is to monitor the total value of Imports-Arrivals, Exports-Dispatches and the changes in percentage base of the above-mentioned categories.
Legal Framework	The survey is conducted in the framework of application of the Regulations of the European Union, as follows: <ul style="list-style-type: none">· Regarding the intra EU trade (INTRASTAT) based on Regulation 638/2004 as it was amended by the Regulation 222/2009.· Regarding the trade with Third Countries (Extrastat) based on the Regulation 1172/1995.
Reference Period	Monthly
Availability of Results	40 days after the end of the reference month (Estimations) and 56 days after the end of the reference month (Provisional).
Definitions	<p>INTRASTAT is the system of collecting Intra EU statistical data (among the countries of the EU). It was implemented on January 1st, 1993.</p> <p>Arrival is considered every import of goods from a country of the EU.</p> <p>Dispatch is considered every export of goods to a country of the EU.</p> <p>EXTRASTAT is the system of collecting external trade statistical data (with the countries outside the EU).</p> <p>Import is considered every import of goods from a third country (outside the EU).</p> <p>Export is considered every export of goods to a third country (outside the EU).</p>
Methodology	<p>INTRASTAT: It is a statistical survey which is an inventory one. The parties responsible for providing information through the Intrastat System are all the enterprises which have exceeded the statistical thresholds, which are in effect for the running year. The statistical thresholds are readjusted by the Hellenic Statistical Authority, every year. The percentage of coverage ranges between 97-99%.</p> <p>The thresholds of adjustment for 2010 are the following: Arrivals: € 130,000.00 (98% coverage) Dispatches: € 95,000.00 (98% coverage)</p> <p>ELECTRONIC SUBMISSION: The electronic submission of the Intrastat form is in effect from the year 2003 onwards, through the e-addresses: http://eurostat.statistics.gr or www.statistics.gr. Nowadays, the 80-85% of the forms is submitted electronically.</p> <p>EXTRASTAT: It is a statistical survey where data are collected by administrative sources. All the transactions above the amount of 1.000 euros are registered. The Customs Authorities of the country collect the statistical data on trade using the Single Administrative Document (SAD). In the beginning of each month they send to the Hellenic Statistical Authority an electronic file with the statistical data of the previous month.</p> <p>Classification of goods: For the classification of goods is used the 8-digit Combined Nomenclature Code (CN/8) and the Standard International Trade Classification (SITC).</p>
References	More information regarding the survey on Commercial Transactions is available in the web page of the Hellenic Statistical Authority (www.statistics.gr) under the link "Statistical Themes / Trade - Services / Imports-Exports / External Trade" and then click on (INTRASTAT) or trade with non EU Member countries.