



PRESS RELEASE

ISSUING OF MOTOR VEHICLE LICENSES: DECEMBER 2019

The Hellenic Statistical Authority announces that in December 2019, 11,129 road motor cars (both new and used from abroad) were put into circulation for the first time, recording a 21.0% increase compared with the corresponding month of 2018 when the number of road motor cars was 9,195. In December 2018, a 4.1% increase had been observed in comparison with the corresponding month of 2017 (Table 1, Graphs 1,2,3,5). A total number of 7,246 new cars were put into circulation in December 2019 compared with 5,969 in December 2018, recording a 21.4% increase.

The new motorcycles over 50cc (both new and used from abroad) that were put into circulation for the first time in December 2019 amounted to 1,423, against 1,287 in 2018, thus recording a 10.6% increase. In December 2018, a 49.8% decrease had been observed in comparison with the corresponding month of 2017 (Table 1, Graph 4). Out of the above motorcycles 1,312 were new, while the corresponding figure in December 2018 was 1,185, recording a 10.7% increase.

During the period January - December 2019, 214,940 road motor cars (both new and used from abroad) were put into circulation for the first time, representing an increase of 12.6% compared to the corresponding period of 2018 when the number of road motor cars was 190,847. During the period January - December 2018 an increase of 22.6% had been observed in comparison with the corresponding period of 2017 (Table 3, Graphs 6,7). Out of the above number of road motor cars that were put into circulation, from January to December 2019, 122,638 were new, while the corresponding number during the respective period of 2018 was 110,769, recording an increase of 10.7%.

During the period January - December 2019 the circulation of new motorcycles over 50cc (both new and used from abroad) amounted to 41,758 against 36,806 in 2018, thus representing a 13.5% increase. An increase of 16.2% had been observed during the period January - December 2018 in comparison with the corresponding period of 2017 (Table 3, Graphs 6,7). A total number of 38,109 new motorcycles were put into circulation, from January to December 2019, compared with 33,377 during the corresponding period of 2018, recording a 14.2% increase.

Information on methodological issues:

Sectoral Statistics Division

Transport Statistics Section

Pota Tzortzi, Konstantinos Menexes

Tel: +30 213 135 2187, +30 213 135 3055

Fax: +30 213 135 2757

e-mail: p.tzortzi@statistics.gr, k.menexes@statistics.gr

Information for data provision:

Tel: +30 213 135 2022

e-mail: data.dissem@statistics.gr

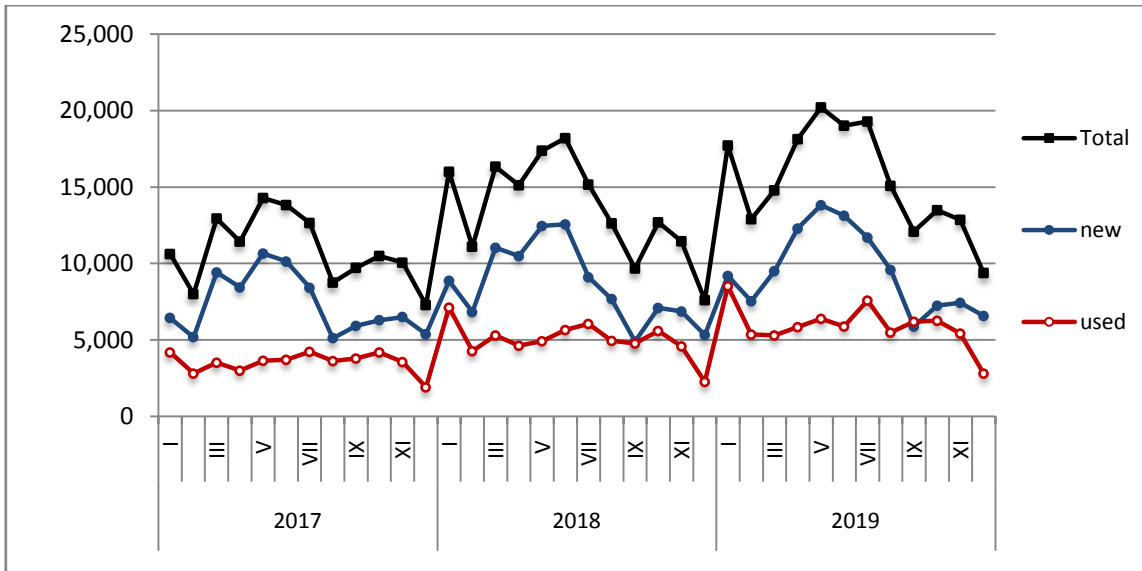
Table 1. Road motor vehicles, both new and used, put into circulation for the first time in Greece: December 2017 - 2019

Category of Road Motor Vehicles	December									Change (%)					
	2017			2018			2019			2018/2017			2019/2018		
	Total	New	Used	Total	New	Used	Total	New	Used	Total	New	Used	Total	New	Used
Greece, total															
Road Motor Vehicles,total	11,396	8,377	3,019	10,482	7,154	3,328	12,552	8,558	3,994	-8.0%	-14.6%	10.2%	19.7%	19.6%	20.0%
1. Road motor cars	8,833	5,905	2,928	9,195	5,969	3,226	11,129	7,246	3,883	4.1%	1.1%	10.2%	21.0%	21.4%	20.4%
Passenger Cars	7,300	5,388	1,912	7,610	5,337	2,273	9,395	6,587	2,808	4.2%	-0.9%	18.9%	23.5%	23.4%	23.5%
Buses	58	5	53	101	47	54	93	18	75	74.1%	840.0%	1.9%	-7.9%	-61.7%	38.9%
Lorries	1,475	512	963	1,484	585	899	1,641	641	1,000	0.6%	14.3%	-6.6%	10.6%	9.6%	11.2%
2. Motorcycles > 50 cc	2,563	2,472	91	1,287	1,185	102	1,423	1,312	111	-49.8%	-52.1%	12.1%	10.6%	10.7%	8.8%
Prefecture of Attica															
Road Motor Vehicles,total	6,132	4,915	1,217	6,269	4,990	1,279	7,449	5,900	1,549	2.2%	1.5%	5.1%	18.8%	18.2%	21.1%
1. Road motor cars	5,325	4,126	1,199	5,554	4,291	1,263	6,651	5,140	1,511	4.3%	4.0%	5.3%	19.8%	19.8%	19.6%
Passenger Cars	4,785	3,870	915	4,996	3,993	1,003	6,014	4,813	1,201	4.4%	3.2%	9.6%	20.4%	20.5%	19.7%
Buses	18	3	15	28	12	16	29	7	22	55.6%	300.0%	6.7%	3.6%	-41.7%	37.5%
Lorries	522	253	269	530	286	244	608	320	288	1.5%	13.0%	-9.3%	14.7%	11.9%	18.0%
2. Motorcycles > 50 cc	807	789	18	715	699	16	798	760	38	-11.4%	-11.4%	-11.1%	11.6%	8.7%	137.5%

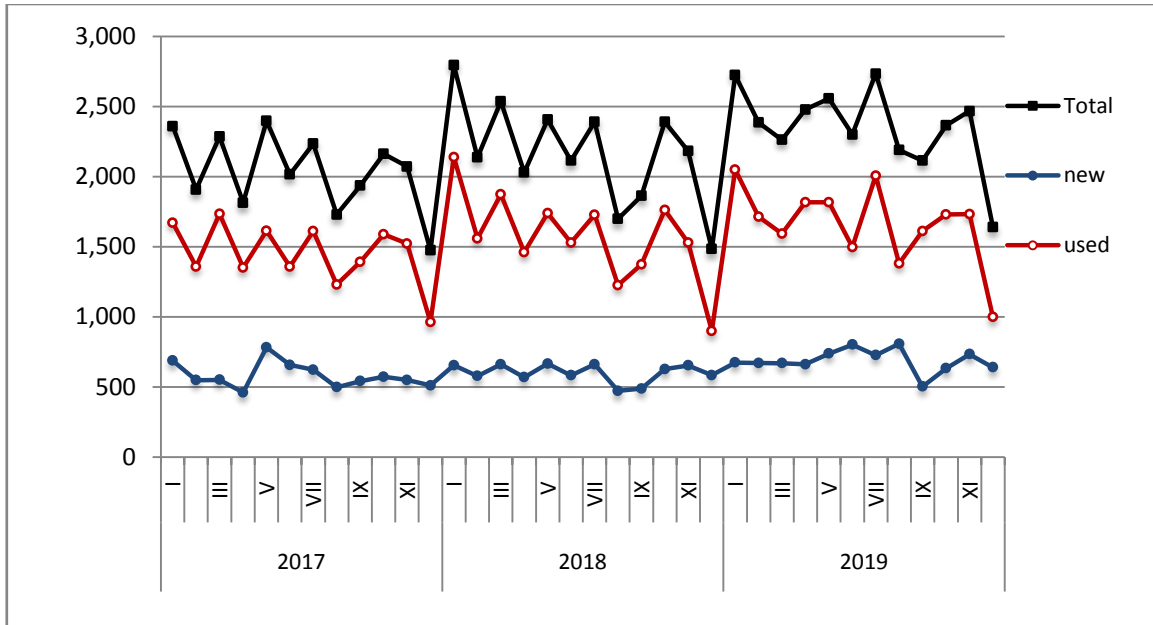
Table 2. Road motor vehicles, both new and used, put into circulation for the first time in Greece: January 2018 - December 2019

Category of Road Motor Vehicles	Average Jan. 2018 - Dec. 2018			Average Jan. 2019 - Dec. 2019			Change (%)		
							Average Jan. 2019 - Dec. 2019 / Average Jan. 2018 - Dec. 2018		
	Total	New	Used	Total	New	Used	Total	New	Used
Greece, total									
Road Motor Vehicles,total	18,971	12,012	6,959	21,392	13,396	7,996	12.8%	11.5%	14.9%
1. Road motor cars	15,904	9,231	6,673	17,912	10,220	7,692	12.6%	10.7%	15.3%
Passenger Cars	13,625	8,610	5,015	15,427	9,501	5,926	13.2%	10.3%	18.2%
Buses	110	20	90	133	30	103	20.9%	50.0%	14.4%
Lorries	2,169	601	1,568	2,352	689	1,663	8.4%	14.6%	6.1%
2. Motorcycles > 50 cc	3,067	2,781	286	3,480	3,176	304	13.5%	14.2%	6.3%

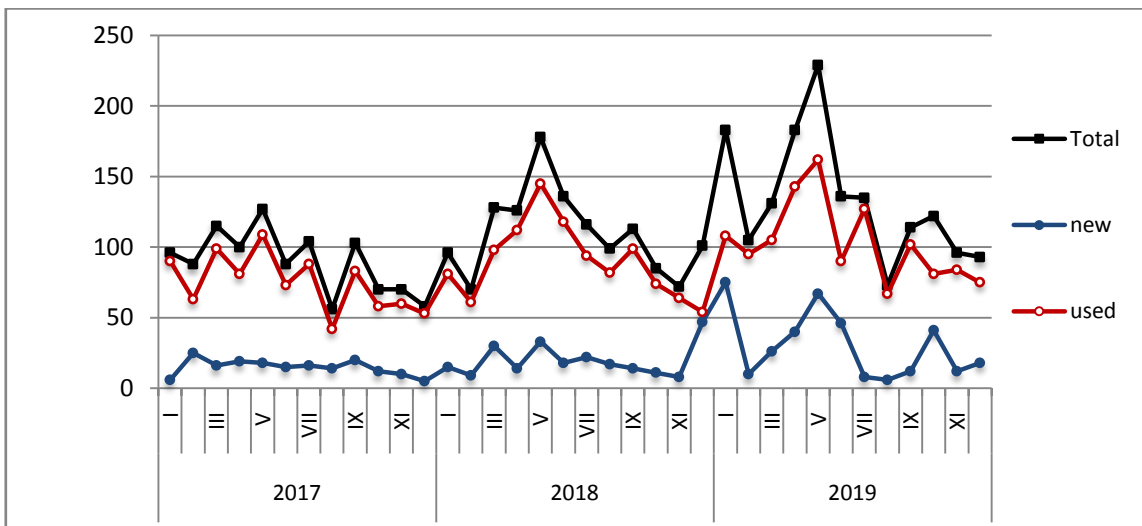
Graph 1: Passenger Cars (January 2017 - December 2019)



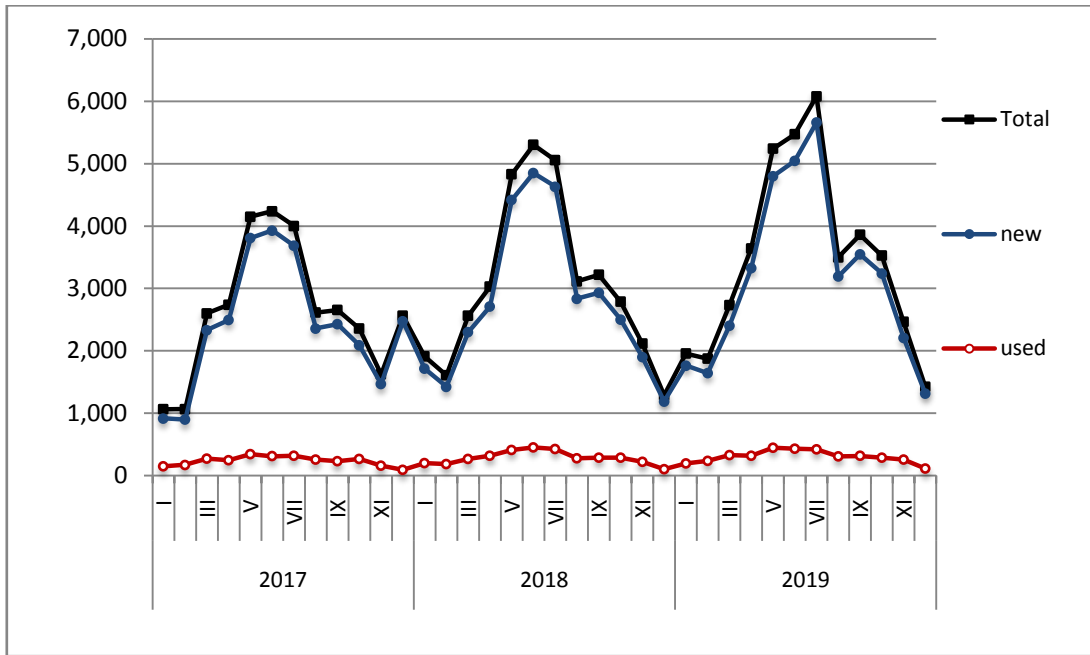
Graph 2: Lorries (January 2017 - December 2019)



Graph 3: Buses (January 2017 - December 2019)



Graph 4: Motorcycles (January 2017 - December 2019)



Graph 5: New Registrations of Motor Vehicles (December 2019)

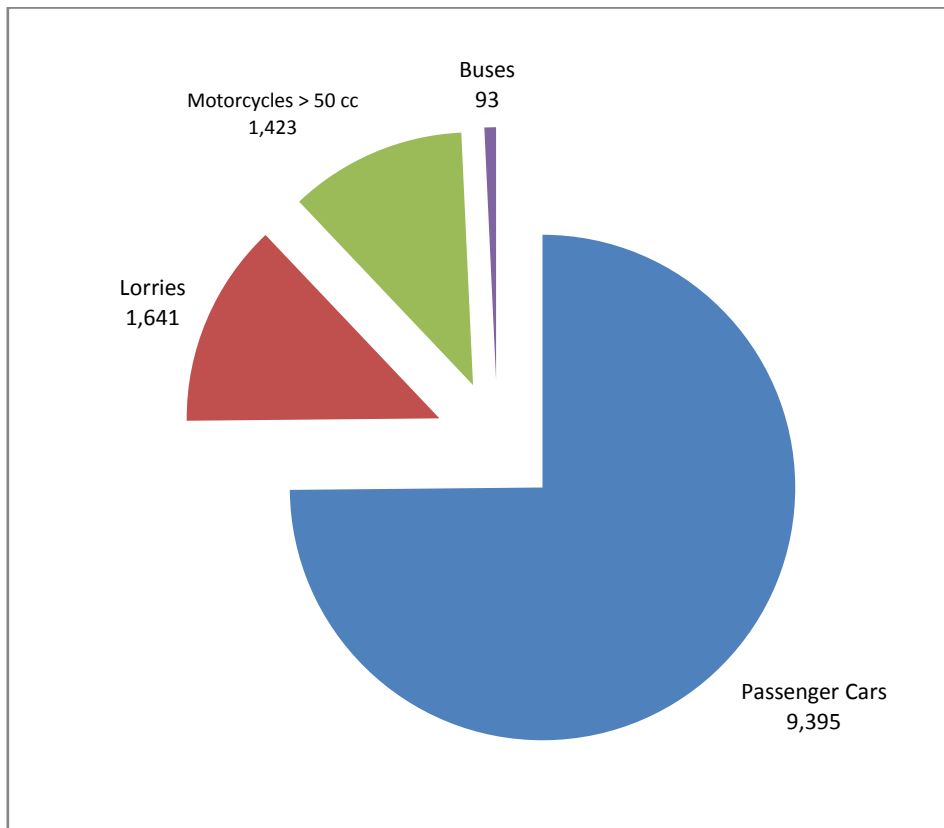
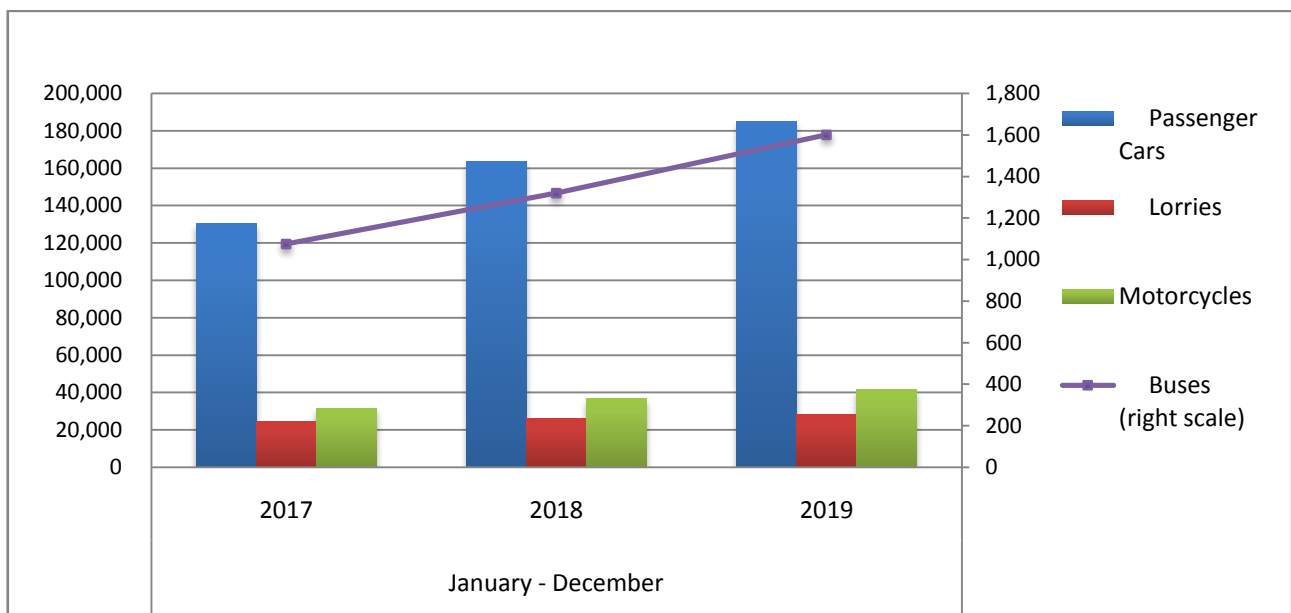


Table 3. Road motor vehicles, both new and used, put into circulation for the first time in Greece: January - December, years 2017 till 2019															
Category of Road Motor Vehicles	January - December									Change (%)					
	2017			2018			2019			2018/2017			2019/2018		
	Total	New	Used	Total	New	Used	Total	New	Used	Total	New	Used	Total	New	Used
Greece, total															
Road Motor Vehicles, total	187,357	124,023	63,334	227,653	144,146	83,507	256,698	160,747	95,951	21.5%	16.2%	31.9%	12.8%	11.5%	14.9%
1. Road motor cars	155,693	95,171	60,522	190,847	110,769	80,078	214,940	122,638	92,302	22.6%	16.4%	32.3%	12.6%	10.7%	15.3%
Passenger Cars	130,227	88,001	42,226	163,500	103,322	60,178	185,120	114,007	71,113	25.6%	17.4%	42.5%	13.2%	10.3%	18.2%
Buses	1,075	176	899	1,320	238	1,082	1,600	361	1,239	22.8%	35.2%	20.4%	21.2%	51.7%	14.5%
Lorries	24,391	6,994	17,397	26,027	7,209	18,818	28,220	8,270	19,950	6.7%	3.1%	8.2%	8.4%	14.7%	6.0%
2. Motorcycles > 50 cc	31,664	28,852	2,812	36,806	33,377	3,429	41,758	38,109	3,649	16.2%	15.7%	21.9%	13.5%	14.2%	6.4%
Prefecture of Attica															
Road Motor Vehicles, total	95,496	75,770	19,726	115,868	88,302	27,566	129,917	98,662	31,255	21.3%	16.5%	39.7%	12.1%	11.7%	13.4%
1. Road motor cars	82,656	63,310	19,346	100,084	73,085	26,999	111,120	80,642	30,478	21.1%	15.4%	39.6%	11.0%	10.3%	12.9%
Passenger Cars	75,066	59,500	15,566	92,020	69,432	22,588	101,734	76,205	25,529	22.6%	16.7%	45.1%	10.6%	9.8%	13.0%
Buses	382	92	290	499	86	413	575	171	404	30.6%	-6.5%	42.4%	15.2%	98.8%	-2.2%
Lorries	7,208	3,718	3,490	7,565	3,567	3,998	8,811	4,266	4,545	5.0%	-4.1%	14.6%	16.5%	19.6%	13.7%
2. Motorcycles > 50 cc	12,840	12,460	380	15,784	15,217	567	18,797	18,020	777	22.9%	22.1%	49.2%	19.1%	18.4%	37.0%

Graph 6. New Motor Vehicles Circulation Licenses: January – December, years 2017 till 2019



Graph 7. New Registrations of Motor Vehicles: January - December 2019

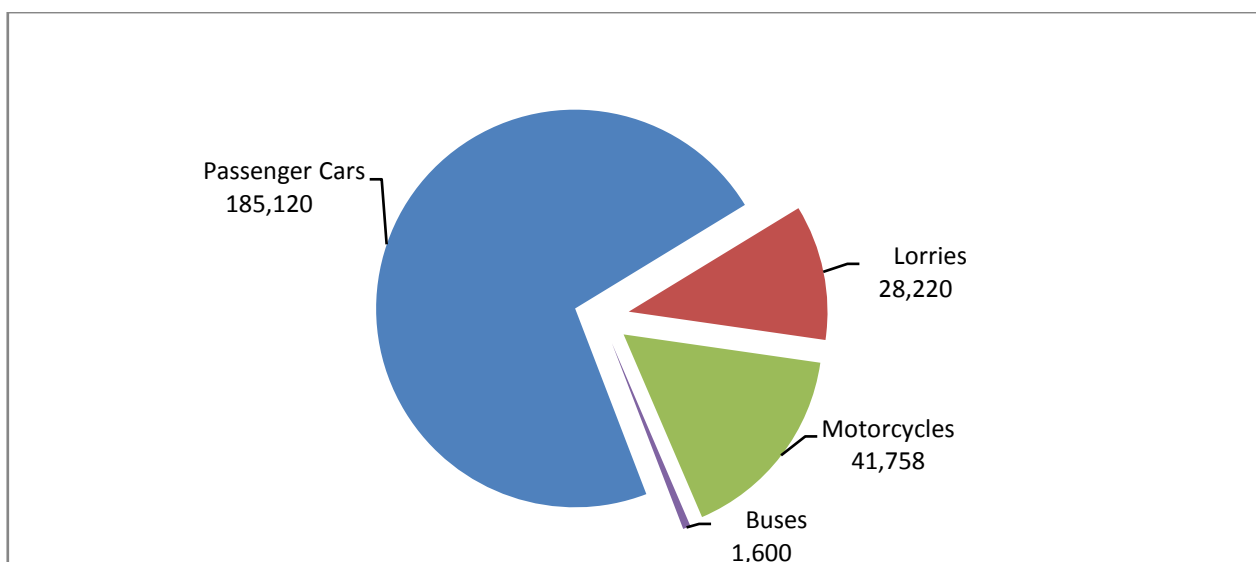


Table 4
Sales of new and used passenger cars by make: December 2019 and January - December 2019

Make	Passenger cars			
	December		January - December	
	new	used	new	used
ALFA ROMEO	12	26	293	659
AUDI	116	16	4,018	481
AUSTIN	-	-	-	2
AUTOBIANCHI	-	1	-	1
BEACH BAGGY	-	-	-	1
BENTLEY	-	-	-	2
BMW	310	22	3,379	656
BMW, MINI	-	1	-	1
BOLLORE	-	3	-	3
BORGWARD	-	-	-	1
BOURGET	-	-	-	1
BURSTNER	-	-	-	1
C.I./ROLLERTEAM	-	-	1	-
CADILLAC	-	-	-	1
CAPRON	-	-	-	1
CHEVROLET	-	43	-	1,248
CHEVROLET, BUICK, PONTIAC, SUZUKI, DAEWOO, HOLTEN, GMC	-	-	-	2
CHEVROLET, GMC, HOLDEN, DAEWOO	-	-	-	1
CHRYSLER	-	-	-	10
CITROEN	206	88	4,971	2,803
CITROEN / DS	99	-	1,734	4
CITROEN, PEUGEOT	-	-	65	-
DACIA	230	14	1,834	300
DAIHATSU	-	20	-	736
DETHLEFFS	-	-	-	52
DODGE	-	-	-	4
DR MOTOR	-	-	-	2
DS	23	-	224	5
DUCATO Z.MANTOS ¹	-	-	1	-
DUTTON	-	-	-	1
FERRARI	-	-	-	8
FIAT	342	199	7,354	5,228
FORD	391	199	3,886	4,719
GENERAL MOTORS	-	-	-	2
GONOW	-	-	-	1
H.J.BIEBER	-	-	-	1
HOBBY TOYOTA	-	-	-	1
HONDA	64	56	651	1,541
HYMER AG	-	-	-	2
HYUNDAI	267	123	7,900	3,270
INFINITI	-	-	-	1
INNOCENTI	-	-	-	1
ISO RIVOLTA	-	-	-	1
ISUZU	-	-	-	1
JAGUAR	5	1	126	34
JEEP	31	2	593	67

Table 4 (cont)
Sales of new and used passenger cars by make: December 2019 and January - December 2019

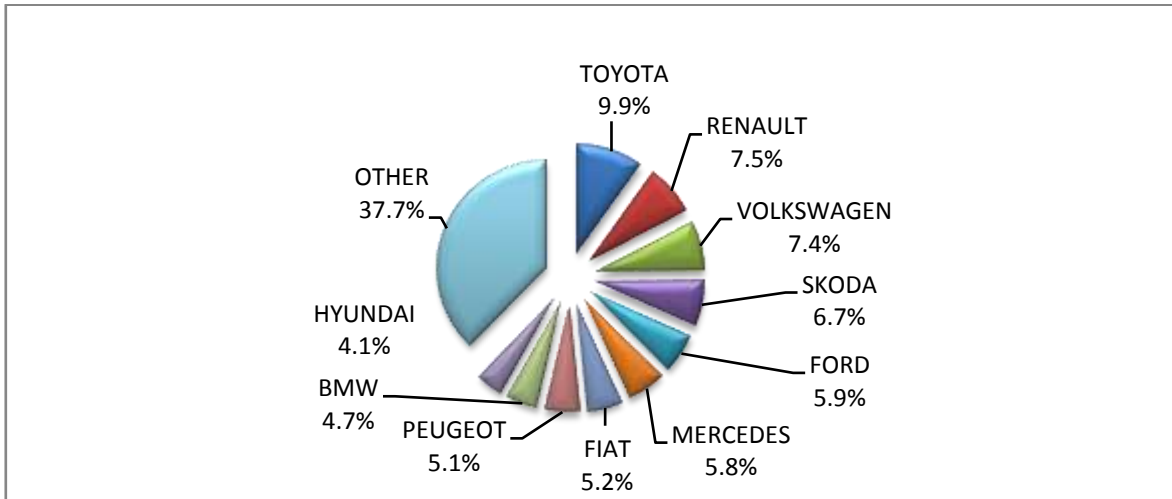
Make	Passenger cars			
	December		January - December	
	new	used	new	used
KEWET	-	-	-	1
KIA	253	43	3,215	1,133
LADA	-	-	-	5
LAGERMAX AUTOTRANSPORT	-	-	3	-
LAMBORGHINI	-	-	-	1
LANCIA	-	14	-	467
LAND ROVER	20	7	316	172
LES DAUPHINS	-	-	-	2
LEXUS	7	2	91	45
LOTUS	-	-	-	3
MAHINDRA	-	-	-	1
MASERATI	-	-	2	4
MAZDA	17	-	17	-
MAZDA	134	19	307	602
MCLAREN	-	-	-	1
MERCEDES	383	109	4,478	2,269
MERCEDES Z.MANTOS ¹	1	-	11	-
MG	-	-	-	5
MG ROVER	-	-	-	2
MINI	222	20	1,764	514
MINI MAFER	-	-	-	1
MITSUBISHI	17	34	505	1,103
MORETTI	-	-	-	1
MORGAN	-	-	-	1
MORRIS	-	-	-	3
NISSAN	253	190	6,315	4,282
NISSAN Z.MANTOS ¹	-	-	2	-
OPEL	137	326	7,413	8,122
PEUGEOT	335	92	9,773	2,354
PEUGEOT AUTO RIBEIRO ²	-	-	8	-
PORSCHE	14	12	108	107
PSA AUTOMOBILES	1	-	1	-
RANGE ROVER	3	1	3	2
RENAULT	491	154	4,278	2,996
RIMOR	-	-	-	1
RIMOR, XGO, BLUCAMP, KENTUCKY CAMP, AHORN	-	-	1	1
ROLLS ROYCE	-	-	-	4
ROVER	-	-	-	3
SAAB	-	1	-	16
SEA / MOBILVETT	-	1	-	14
SEAT	142	25	3,139	588
SKODA	444	75	3,993	1,159
SMART	187	139	765	2,961
SSANGYONG	-	-	14	3
SUBARU	6	1	60	77
SUZUKI	123	99	6,501	2,681
TESLA MOTORS	-	-	2	7

Table 4 (cont)
Sales of new and used passenger cars by make: December 2019 and January - December 2019

Make	Passenger cars			
	December		January - December	
	new	used	new	used
TOYOTA	650	495	12,580	14,613
TRIUMPH	-	-	-	6
VOLKSWAGEN	490	133	9,459	2,806
VOLKSWAGEN - Z.MANTOS ¹	-	-	2	-
VOLVO	161	2	1,851	115
WARTBURG	-	-	-	1
WILLYS	-	-	-	1
TOTAL	6,587	2,808	114,007	71,113

1 : With 2nd/3rd stage manufacturer in Greece.
 2 : With 2nd/3rd stage manufacturer abroad.

Graph 8. Sales of new passenger cars by make (December 2019)



Graph 9. Sales of new passenger cars by make (January - December 2019)

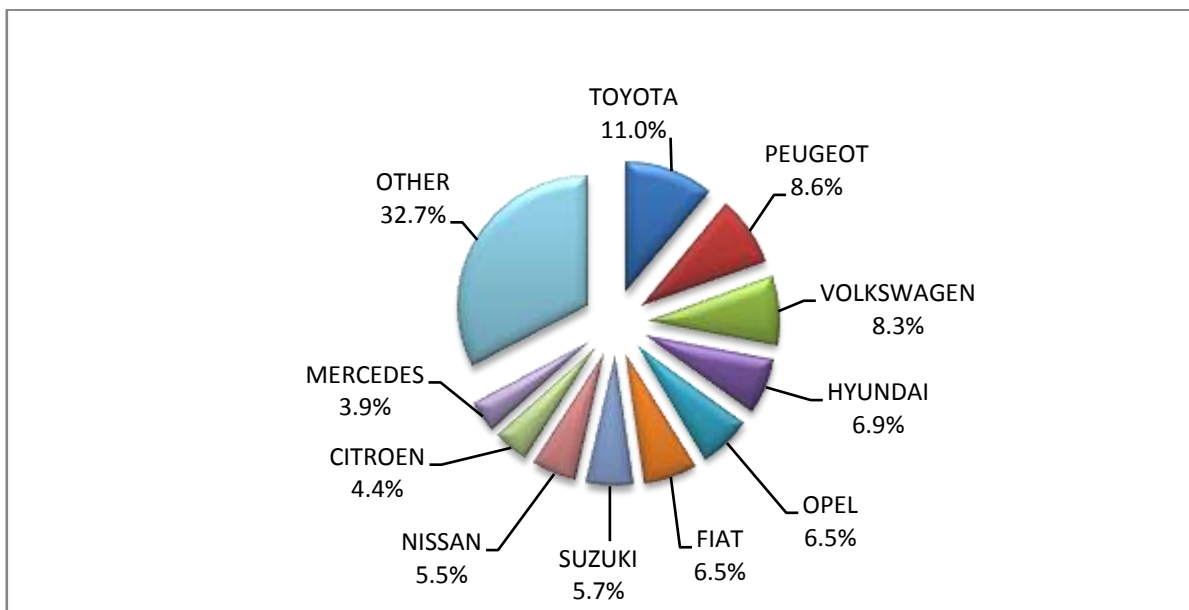


Table 5
Sales of new and used lorries by make: December 2019 and January - December 2019

Make	Lorries			
	December		January - December	
	new	used	new	used
ALKE	-	-	3	-
ASTRA	-	-	-	1
AUDI	-	-	-	1
BMW	-	-	-	4
CHEVROLET	-	-	-	5
CHRYSLER	-	-	-	6
CITROEN	58	22	395	651
DACIA	17	2	189	38
DAF	-	19	8	374
DAF ¹	-	-	28	-
DAIHATSU	-	-	-	3
DENNIS EAGLE	-	-	-	2
DODGE	-	-	-	3
ELVO (STEYER)	-	-	-	1
FIAT	122	125	1,401	2,449
FIAT ¹	-	-	1	-
FIAT-IVECO	-	1	-	73
FORD	120	134	1,279	2,273
FORD ¹	2	-	17	1
GENERAL MOTORS	-	-	-	1
GINAF	-	-	-	1
GOUPIL, MEGA, POLARIS, GEM	-	-	4	-
GREAT WALL MOTOR	-	-	-	4
GRECAV SPA	-	1	-	1
HEPHAESTUS STEFANOS	-	-	-	2
HYUNDAI	1	3	1	78
ISUZU	8	15	234	276
ISUZU ¹	-	-	3	-
IVECO	1	14	16	326
IVECO ¹	2	-	13	-
IVECO ²	-	-	5	-
IVECO MAGIRUS	-	-	-	24
JEEP	-	-	-	2
KASSBOHRER	-	-	1	-
KIA	-	2	-	9
LAND ROVER	-	2	1	26
MAN	-	18	12	665
MAN ¹	6	-	49	-
MAZDA	-	13	1	310
MERCEDES	32	235	387	4,417
MERCEDES ¹	28	-	230	8
MERCEDES ²	-	-	2	1
MINI	-	-	-	1
MITSUBISHI	20	34	324	709

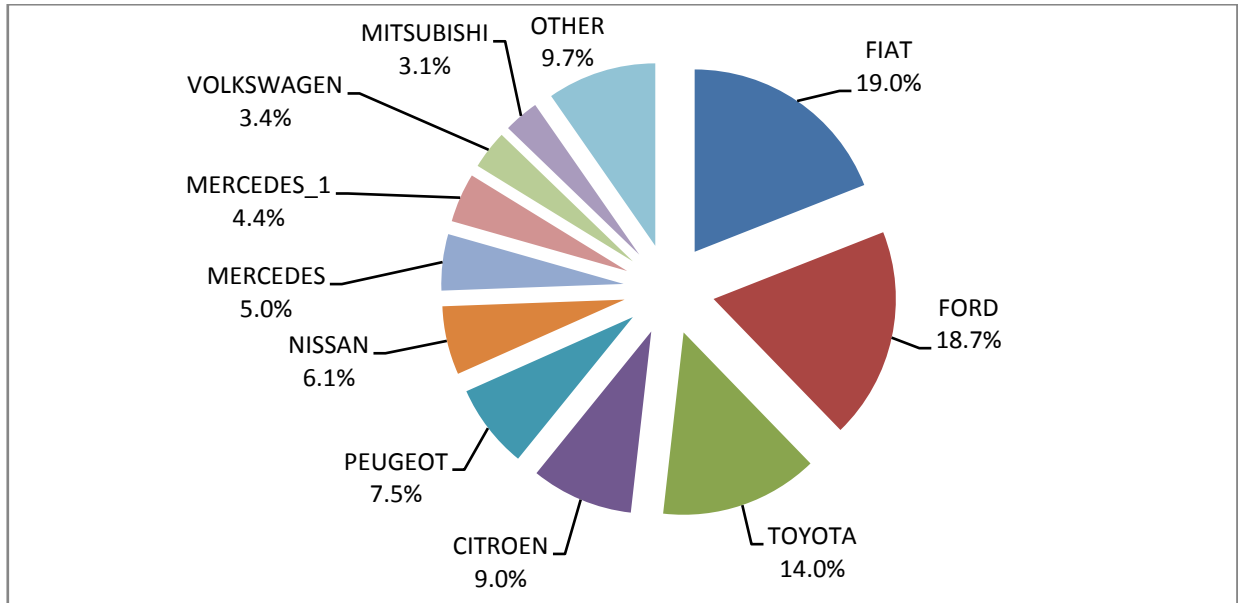
Table 5 (cont)
Sales of new and used lorries by make: December 2019 and January - December 2019

Make	Lorries			
	December		January - December	
	new	used	new	used
mitsubishi ¹	-	-	22	-
MULTICAR	-	-	-	1
NISSAN	39	68	714	1,285
NISSAN ¹	-	-	3	-
OAF	-	1	-	1
OPEL	10	50	180	849
PEUGEOT	48	23	819	562
PEUGEOT, CITROEN	-	-	1	-
PFAU	-	-	-	5
PIAGGIO	2	1	53	34
PIAGGIO ¹	-	-	3	-
PORSCHE	-	-	-	1
RENAULT	9	50	211	1,075
ROSSI, OLEODINA	-	-	2	-
SAVIEM	-	-	-	1
SCAM SRL	-	-	-	1
SCANIA	1	26	19	505
SCANIA ¹	-	-	4	-
SCATTOLINI, NISSAN	-	-	-	1
SCODA	-	-	-	1
SEAT	-	1	-	12
SKODA	-	2	-	52
SSANGYONG	-	-	1	7
STEYER	-	-	-	2
SUZUKI	-	1	-	8
TATA	-	-	-	3
TERBERG	-	-	-	1
TOYOTA	90	49	1,205	766
TRASFORM-CAR S.N.C	-	-	1	-
UAZ	-	-	-	1
VOLKSWAGEN	22	52	391	1,092
VOLKSWAGEN ¹	-	-	1	-
VOLVO	3	36	23	935
VOLVO ¹	-	-	13	2
WILLYS	-	-	-	1
TOTAL	641	1,000	8,270	19,950

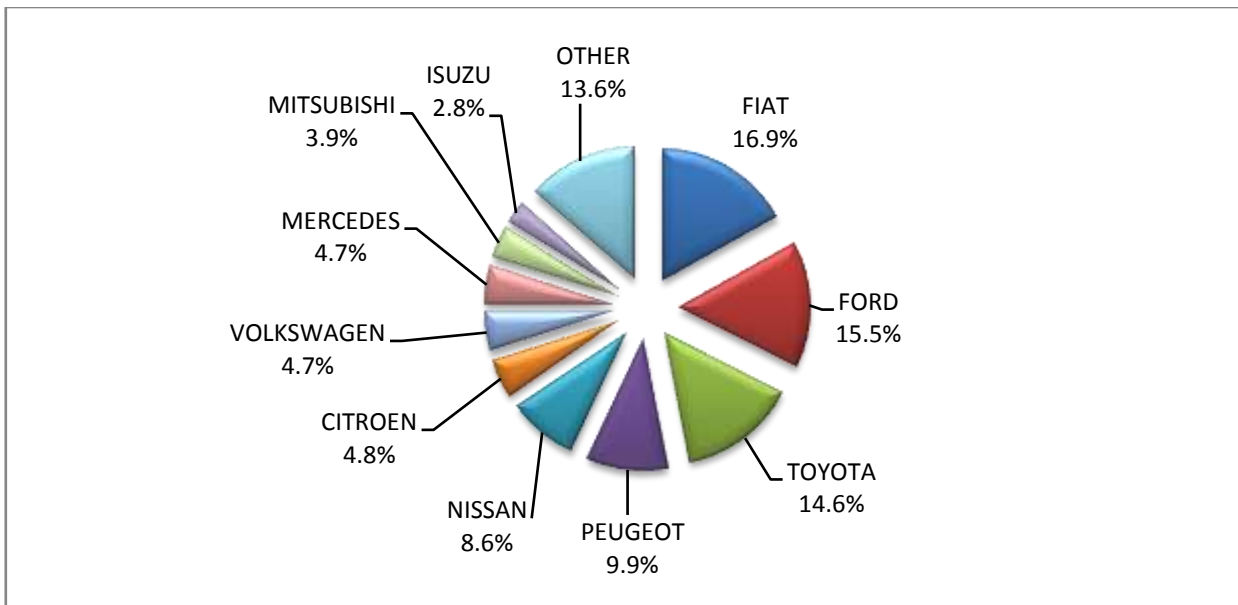
1 : With 2nd/3rd stage manufacturer in Greece.

2 : With 2nd/3rd stage manufacturer abroad.

Graph 10. Sales of new lorries by make (December 2019)



Graph 11. Sales of new lorries by make (January - December 2019)



**Table 6
Sales of new and used buses by make: December 2019 and January - December 2019**

Make	Buses			
	December		January - December	
	new	used	new	used
BMC	-	-	-	1
BOVA	-	5	-	100
CITROEN	-	-	-	1
DAF	-	-	-	6
EVOBUS	-	1	-	11
FIAT	-	-	1	10
FIAT IVECO	-	1	-	6

Table 6 (cont)
Sales of new and used buses by make: December 2019 and January - December 2019

Make	Buses			
	December		January - December	
	new	used	new	used
FIAT ²	-	-	12	-
FORD	1	-	7	24
GULERYUZ	-	-	-	1
HYUNDAI	-	-	-	1
IRISBUS	-	-	-	2
IRIZAR	2	-	5	-
ISUZU	-	-	9	3
ISUZU,ANADOLU ISUZU,AIOS,AOS, TURKUAZ,TURQUOISE,GLOBUS	-	-	11	-
IVECO	-	1	1	13
IVECO ¹	-	-	1	-
JONCKHEERE	-	-	-	1
KINGLONG	-	-	-	1
MAN	6	7	36	98
MAN/NEOPLAN	-	-	1	7
MERCEDES	6	39	45	683
MERCEDES ¹	3	-	109	1
MERCEDES ²	-	-	47	1
NEOPLAN	-	2	37	37
OPEL	-	-	12	-
OTOKAR	-	-	-	7
PACIFIC	-	-	-	1
RENAULT	-	1	-	4
SAAB	-	-	-	1
SCANIA	-	2	2	27
SCANIA ²	-	-	8	1
SETRA	-	7	11	87
TEMSA	-	7	5	53
UNVI	-	-	-	1
VAN HOOL	-	-	1	5
VOLKSWAGEN	-	-	-	20
VOLVO	-	1	-	16
XIAMEN KING LONG	-	1	-	8
TOTAL	18	75	361	1,239

1 : With 2nd/3rd stage manufacturer in Greece.

2 : With 2nd/3rd stage manufacturer abroad.

Graph 12. Sales of new buses by make (January - December 2019)

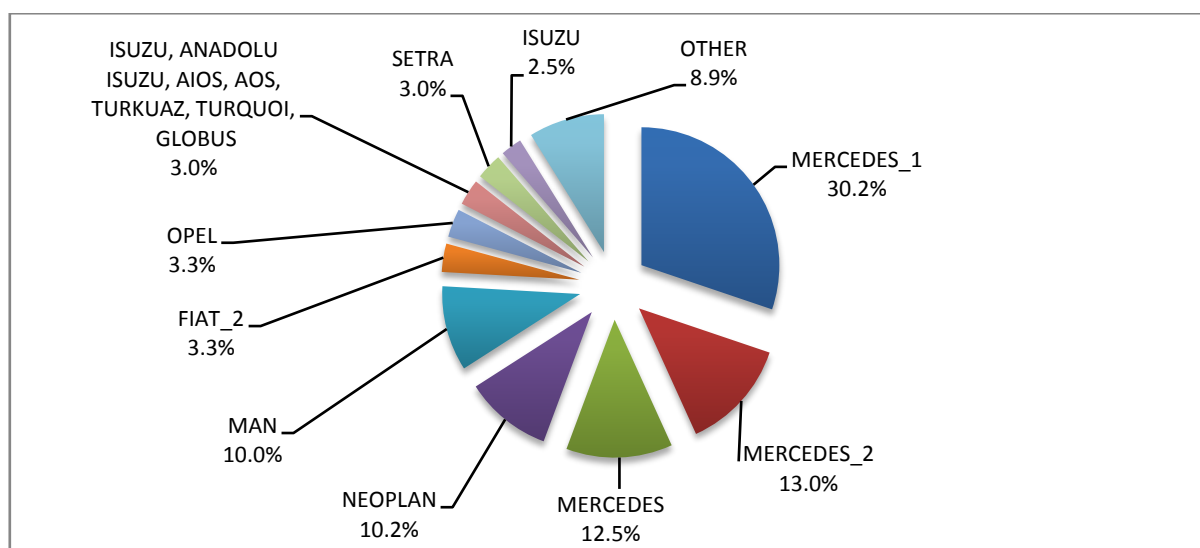


Table 7

Sales of new and used motorcycles by make or manufacturer: December 2019 and January - December 2019

Make	Motorcycles			
	December		January - December	
	new	used	new	used
ACCESS	-	-	1	-
ACMA	-	1	-	1
ADDAX MOTORS NV	1	-	1	-
ADIVA	-	-	-	2
AEON MOTOR	-	-	2	2
AGUSTA MV	-	-	-	1
APRILIA	1	2	34	91
APRILIA, DERBI, GILERA di Piaggio & C. S.p.A.	-	-	3	-
ARIEL	-	-	-	1
AYO, HAOJIANG, ZHONGYU, THUMP, THUMPSTAR, KIDEN, ZONTES, Junak, SENKE, TANNY, TYAN, ROMET, ROMET MOTORS, ROUTER	-	-	10	-
BAJAJ	-	-	49	-
BAOTIAN	-	-	1	-
BASHAN, AMGroup, AMGroup Bike, DON, IRBIS, WORKER BEAR, Nomik ATV 2	1	-	32	2
BENELLI	4	-	302	3
BENZHO	-	-	-	3
BETA	-	-	39	2
BMW	28	6	733	154
BOMBARDIER RECREATIONAL PRODUCTS ING (BRP)	1	-	8	3
BRIXTON	2	-	76	-
C.P.I. MOTOR	-	-	-	1
CC	-	-	-	1
CECTEK	-	-	1	-
CENNTRO, PLANTE	-	-	1	-
CFMOTO	4	1	158	4
CFMOTO, GOES	1	-	158	1
CG	-	-	3	-
CHANGZHOU KWANG	-	-	-	1
CHONGQING LIFAN	-	-	-	1
CLUB CAR, LLC	-	-	-	4

Table 7 (cont)

Sales of new and used motorcycles by make or manufacturer: December 2019 and January - December 2019

Make	Motorcycles			
	December		January - December	
	new	used	new	used
DAELIM	-	-	35	4
DAYANG, DAYTONA MOTORS, NIPPONIA, KUBA	14	-	601	3
DAYANG, DAYTONA MOTORS, NIPPONIA, SALCANO	119	-	2,988	11
DERBI	-	-	-	1
DEZHOU FULU VEHICLE	-	-	1	-
DIVINESTAR&MOON, GSMOON, QSTRONG	-	-	-	1
DONGFANGLONG, DFLONG, MBMOTO	-	-	1	-
DUCATI	15	-	165	43
EAGLE	-	-	2	-
EVA, EMBUGGY, VINTAGE, EVANGEL	-	-	25	1
FANTIC MOTOR	-	-	6	-
FOSTI,PEDA MOTOR,SUMCO,ZNEN,BTC,BARTON MOTORS,COLIBRI,DIRECT BIKES,EUROCKA MOTORCYCL,ITALO,JUNAK,JM	-	-	-	2
FULU, LICHI	1	-	1	-
GAS GAS	-	-	6	-
GILERA	-	-	-	8
GILERA, PIAGGIO	-	-	-	7
GOUPIL	1	-	4	-
GUANGZHOU DAYANG MOTOCYCLE	-	-	-	1
HANWAY, MASAI, JUNAK, Motorini, STMAX, ROMET, CLS, ROMET MOTORS, GEMINI, RIVERO	-	-	3	-
HAOJIAN, ZONTES, TAYO, Sharpon, IFINO, KIDEN, ZHONGYU, CUBTOM, DIYUN, NAMIN,TIM DERVI, VUKA, THUMP, RIPPER	-	-	12	-
HARLEY DAVIDSON	6	1	99	79
HEINKEL AG	-	-	-	1
HER CHEE, ADLY MOTO, MOTO ROMA	-	-	1	-
HEROWAY	-	-	1	-
HESHAN, GOUJI, NANLIAN, MOTORCYCLE INDUSTRY, ORCAL, AJS, HERALD MOTOR COMPANY,MACBOR,MOTOBI	-	-	5	-
HI-BIRD, KOAYENG, BELDERIA, OSMAN	-	-	-	1
HM	-	-	-	1
HONDA	119	31	3,829	710
HSUN, HISUN, APACHI, Mx, MASAI, HYTRACK, TRAPPER, PUMAREX, GEON, ASYAMOTOR, DAYTONA MOTORS, KRAL	1	-	207	1
HUONIAO, DH.HAOTIAN,MOTORINI, PEGASUS, MASH	-	-	2	-
HUSABERG	-	-	-	6
HUSQVARNA	3	-	34	2
HYOSUNG & S&T KANUNI	-	-	3	1
IANYING, TYM, XINBEN, TEYIN, RIYA,ONGYUNDA, SANBEN, ALFA, Senzo, La Souris, TCB, KENTOYA	3	-	28	-
INDIAN MOTORCYCLE	-	-	16	-
INNOCENTI	-	-	-	1
ISETTA	-	-	-	1
ITALCAR	-	-	3	-
IZH	-	1	-	1
JAWA	-	-	-	1
JIAJI, HUATIAN, FEILING, LINTEX, GOMAX, SOMOTO, TECHMOOVE, TAURIS	1	-	1	-

Table 7 (cont)

Sales of new and used motorcycles by make or manufacturer: December 2019 and January - December 2019

Make	Motorcycles			
	December		January - December	
	new	used	new	used
JIAJUE, JOYRACE, MAXON, GINEVA MOTO, MONDIAL, UGUR, DERRACE, VIARELLI, Berini, MAGPOWER, ROMET MOTORS	1	-	6	-
JIALING, MOTORAN, TRAXX, SPADA, SKYWING, SPD, ASUS, RACING	-	-	1	-
JIANSHE	-	-	7	-
JIAYUAN	6	-	41	-
JINLANG, ZUNDAPP, XHODNA, APGmoto, COLIBRI, RAZORY, VIARELLI, SUMCO, FLEX TECH, IVA, TNT moto	-	-	9	-
JMSTAR, SHENKE, HUIBANG, JONWAY, MOTORAN, MINELLI, LAPO MOTORS	-	-	1	-
JONWAY, JMSTAR, SHENKE, HUIBANG	-	1	2	1
KAWASAKI	7	1	230	71
KEEWAY	-	-	1	-
KENOS	-	-	-	1
KLHMASAI	-	-	-	1
KREIDLER	-	-	-	1
KTM	6	2	307	41
KWANG YANG	-	1	-	17
KYMCO	70	12	2,350	460
LAMBRETTA	-	-	16	-
LAVERDA	-	-	-	2
LIFAN, SKYGO, HONLEI, BISAN-LIFAN, TRUVA, SALCANO, YUKI, RAMZEY, BRANSON, SUMCO, NEMO, XPLOER, LEVO, ACONDA	-	-	2	-
Lingzhida, LINZDA, LINDN, LINYI, LONGMAO, NLIGHT	-	-	2	-
LINHAI, KUBA, ONLINE, LHY	-	-	87	-
LINHAI, LHY, KUBA, HYTRACK	-	-	4	-
LINHAI, SINNIS	-	-	1	-
LML	-	-	-	2
LONCIN	-	-	-	2
LONGJIA, ITALJET, ORCAL, BEELINE	-	-	10	2
LONGJIA, ITALJET, ORCAL, BEELINE, ROMET MOTORS, GEMINI, LEXMOTO, JAHANRO, VGA, DAYTONA MOTORS	1	-	31	-
LONGJIA, lexmoto, Gemini, MH Motorcycles, MONDIAL, Jahanro, UM, ORCAL, VGA, NECO, ALFASCOOTERS, ROMET MOTORS	-	-	3	-
LONGJIA, ORCAL, TNT MOTOR, BEELINE, VGA, ITALJET, GEMINI, lexmoto, Jahanro, italo, NECO	3	-	72	1
LVNENG	-	-	1	-
MALAGUTI	-	-	-	18
MBK	2	-	71	19
MELEX	-	-	1	-
MG MOTO	1	-	35	-
MGK	2	-	4	-
MGK HM	63	-	2,364	9
MINSK, ZONGSHEN, IRIBIS, MONDIAL, LEXMOTO, JUNAK, HONLEY, OVERBIKES	-	-	3	-
MODENAS	-	-	-	8
MONDIAL, PELPI INTERNATIONAL	-	-	10	-
MOTO GUZZI	1	-	54	3
MOTO S.P.A	2	-	8	-
MSTAR, JONWAY, SHENKE, HUIBAN	-	-	-	1
MV AGUSTA	-	-	4	1

Table 7 (cont)

Sales of new and used motorcycles by make or manufacturer: December 2019 and January - December 2019

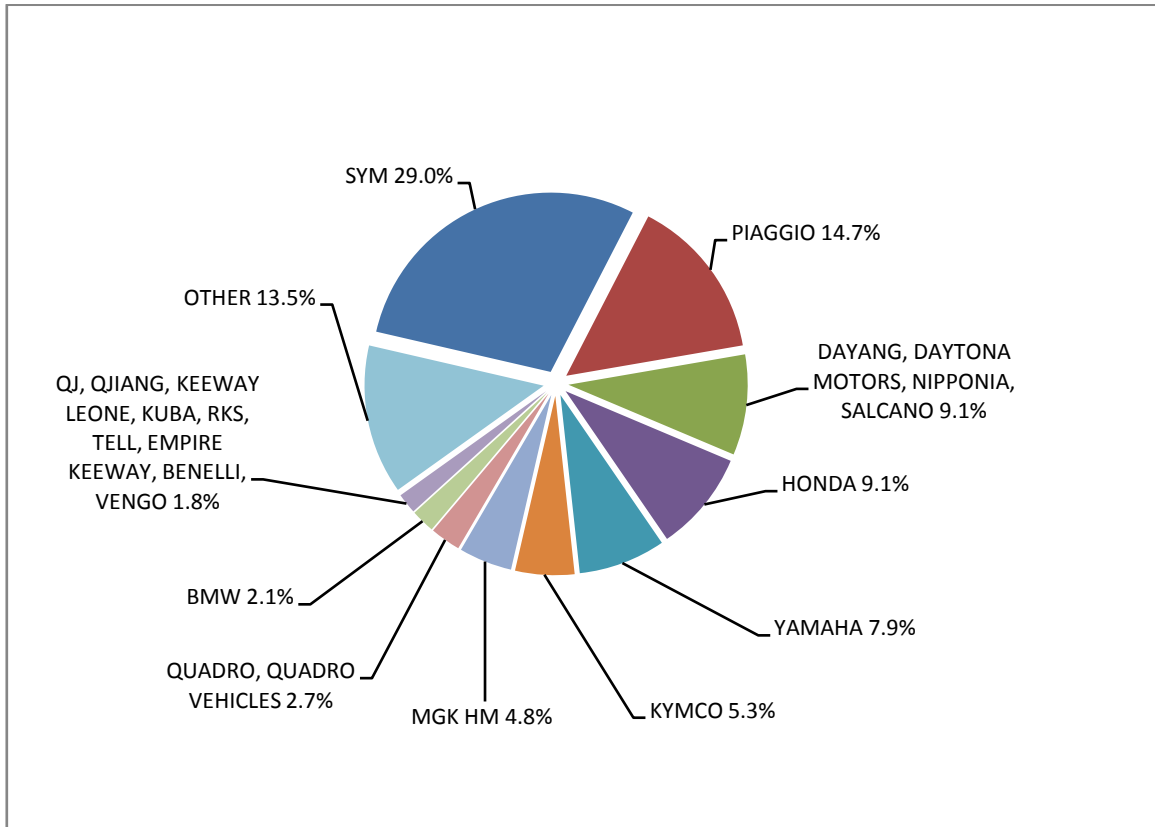
Make	Motorcycles			
	December		January - December	
	new	used	new	used
MZ MOTORRAD	-	-	-	1
NINGBO DONGFANG LINGYU	-	-	1	-
NIU, NUUV	-	-	23	-
PEUGEOT	2	1	173	26
PGO	-	-	2	-
PIAGGIO	193	13	6,600	486
PIONEER	-	-	-	1
POLARIS	2	-	100	5
QINGQI	-	-	6	-
QINGQI, CLEVELAND CYCLEWERKS ACE, CLEVELAND ACE, CLEVELAND CYCLEWERKS ACE DELUXE	-	1	10	1
QINGQI, KADIRGA	-	-	1	-
QINGQI, PIONEER, i-moto, SUPERBYKE, KENROD, QLINK,YUKI, SACHS-Bikes, DAYTONA	-	-	1	-
QINGQI, YUKI, KARCHER, DAYTONA, SINNIS, KREIDLER	-	-	1	-
QJ, QJIANG, KEEWAY, LEONE, KUBA, RKS, TELL, EMPIRE KEEWAY, BENELLI, VENGO	24	-	696	6
QSTRONG	-	-	-	1
QUADDY	-	-	1	-
QUADRO, QUADRO VEHICLES	36	-	80	4
RAGE	-	-	-	1
REGARD, GOES, HIGHROADER, VOCH, FRISIAN MOTORS	-	-	2	-
RELIANT	-	-	-	1
RENLI	-	-	2	-
REVA	-	-	-	1
ROYAL ENFIELD	-	-	18	3
Royalloy,Royal Alloy,RA,SCOMADI,VALENTINO,VALENTINO MOTORI	-	-	21	-
SACHS	-	-	-	1
SAN YANG	-	-	-	7
SANYANG	-	1	-	10
SCUTUM, ETRIX, SILENCE	-	-	1	-
SENKE, SENKO, SENKI, SENKY, HALI, JIETOUBAWANG, NANLIAN, XINHALI,PGO, SENKE.HALI	-	-	1	-
SHANYANG, ATLAS PANTHER, YAMAZUKI MOTO, MOTORKING, Hirlee, XB	-	-	46	1
SHARE'NGO, ZHIDOU	1	2	3	20
SHENGWO NEW ENERGY, YUKI	-	-	3	-
SHERCO	-	-	5	5
SHINERAY, MONDIAL, DAYTONA MOTORS, WK, ROMET MOTORS, MASH, M1NSK, WK BIKES	1	-	21	1
SKYTEAM, SACIN, METALCO, SOKUDO, BAZUKA, MINICO, MOTOS BORDOY, SUMCO, ROXON, CSR, MONKEY BIKES, FAZTEK	-	-	28	3
STMAX, KINGDAY	-	-	1	-
SUZUKI	16	5	416	213
SWM	1	-	5	-
SYM	380	7	8,762	174
TAYO, HAOJIANG, ZHONGYU, THUMP, THUMPSTAR, KIDEN, ZONTES, Junak, SENKE, TANNY, TYAN, ROMET, ROMET MOTORS, ROUTER	9	-	454	2
TCB	-	-	1	-
TGB	-	-	-	2

Table 7 (cont)

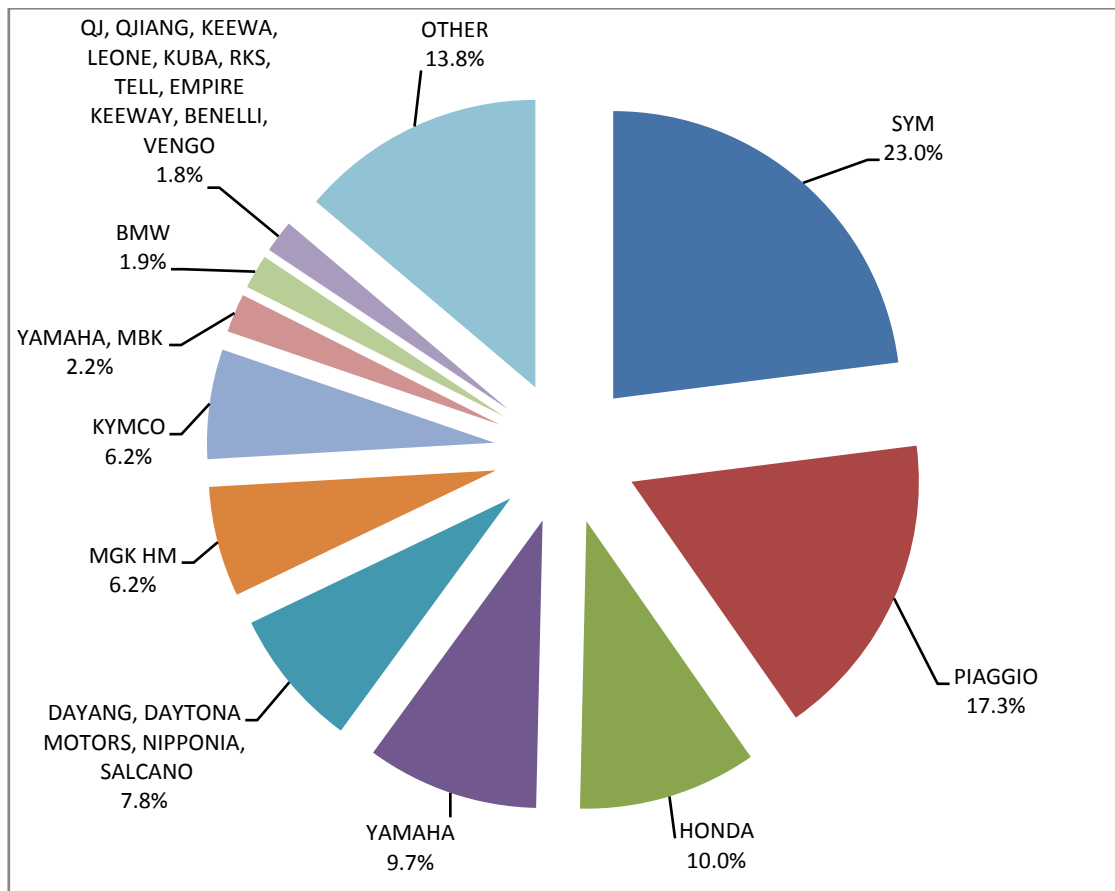
Sales of new and used motorcycles by make or manufacturer: December 2019 and January - December 2019

Make	Motorcycles			
	December		January - December	
	new	used	new	used
TIANYING, RIYA, HONGYUNDA, TYM, HONLING	2	-	21	-
TIANYING, RIYA, HONGYUNDA, TYM, HONLING, TAMCO, ALISON, DMK MOTORS, WLIE, LEEWAY, WLXQ, AP Gmoto, ALFA	1	-	49	1
TIANYING, TYM, XINBEN, TEYIN, RIYA, HONGYUNDA, SANBEN, ALFA, Senzo, La Souris, TCB	4	-	39	-
TM RACING	-	-	1	2
TODAY SUNSHINE	1	-	3	-
TRIUMPH	14	-	148	18
TUK TUK FACTORY, Tuk Tuk Company, Tuk Tuk, Ecotuk, Eco-Tuk, Tuk-E, E-tuk, Tuxi, TTF, TTC, tripp, Sam-Lor	-	-	5	-
UM	-	-	-	1
V.O.R. MOTORI	-	-	-	1
VALENTI	-	-	-	1
VICTORY MOTORCYCLES DIVISION, POLARIS INDUSTRIES INC	-	-	-	2
VMOTO, E-MAX, FMC, JINYING, DAO, VENGO, TELL, SXT	-	-	4	-
WANGYE, SANBEN, UM, KENOS, SUPERBYKE, MDC, MISTRAL, STREET ELEGANCE, 4WMOTO, RIVERO, VIKERS, ZIPP, SANLI, GOWINN	-	-	7	-
WONJAN, SAMADA	-	-	2	-
WUYANG	-	-	1	-
XGJAO	-	-	-	1
XGJAO, ZIPP, TOROS, ROMET, ROMET MOTORS, ROUTER, VEEROAD, DAYTONA MOTORS, GEMINI, MH MOTORCYCLES, MTG MOTORS	-	-	124	-
XINGYUE, QSTRON	-	-	1	-
YAMAHA	103	21	3,690	813
YAMAHA, MBK	21	-	831	2
YINGANG, BENYI, ROMET MOTORS, YUKI, ROUTER, MOTORAN, DAYTONA MOTORS, M1NSK, HAMACHI, KUBA, MONDIAL	1	-	70	-
YINXIANG	-	-	3	-
YINXIANG, KENBO	-	-	2	-
YINXIANG, MONDIAL, GEMINI, TCB	1	-	10	-
ZHONGNENG, ZNEN, AGM, AJS, YUKI, COLIBRI	-	-	2	-
ZHONGNENG, ZNEN, AGM, AJS, YUKI, COLIBRI, EUROCKA, BTC, NOVA MOTORS, LEXMOTO, Actionbikes Motors	3	-	96	1
ZHONGNENG, ZNEN, AGM, AJS, YUKI, COLIBRI, EUROCKA, BTC, NOVA MOTORS, LEXMOTO	1	-	24	-
ZHONGNENG, ZNEN, AGM, AJS, YUKI, COLIBRI, EUROCKA, BTC, NOVA MOTORS, LEXMOTO	1	-	18	-
ZHONGNENG, ZNEN, DADO, DIRECT BIKES, GOWINN, VIVACOX, NECO, AGM, LEE, ASYA	-	-	-	2
ZONGSHEN, ZIP STAR, Lexmoto, ICONE, VORTEX, M1NSK, MACBOR, MONDIAL, ROMET MOTORS, SINNIS, SPARKSTER, OVER BIKES	1	-	12	-
ZONGSHEN, ZIP STAR, ZEALSUN, KENTOYA, MOTOROMA, PRONAR, KEEWAY, MOTOVELO, ASYA	2	-	7	1
ZONGSHEN, ZIP STAR, ZEALSUN, RYMC0	-	-	16	-
ZONGSHEN, ZIPSTAR, ICONE, JUNAK, Lexmoto, MH Motorcycles, MINSK, MONDIAL, ROMET MOTORS, SINNIS, SPARKSTER	-	-	4	-
ZONGSHEN, ZIPSTAR, ZEALSUN, KENTO	-	-	5	-
TOTAL	1,312	111	38,109	3,649

Graph 13. Sales of new motorcycles (December 2019)



Graph 14. Sales of new motorcycles (January - December 2019)



EXPLANATORY NOTES

Survey on the issuing of new road motor vehicle circulation licenses	The survey on the issuing of new motor vehicle circulation licenses is a census survey. The released data give information, at country level, on the brand and type of the motor vehicle, as well as whether it is new or used. The survey does not include vehicles that move on rails, trolley busses, agricultural tractors and machinery. In addition, the following are excluded: all motor vehicles of the Armed Forces, Police, Fire Brigade, State Services, Diplomatic Corps, Foreign Missions, and Invalids of Wars, as well as motorcycles with a cylinder capacity less than 50 cc.
Legal basis	Law 3832/2010
Reference Period	December 2019
Coverage	The production of monthly data is based on the registers held by the Ministry of Infrastructure, Transport and Networks, which records all the monthly changes observed in the vehicle registration licenses at country level.
Definitions	<p>Road motor vehicle is any vehicle that, irrespective of the number of wheels, is moved by an engine and is designed to transport persons or cargo or both of them, either they are on the same single vehicle or on a trailer carried by the main motor vehicle.</p> <p>New road motor vehicle is any motor vehicle that is registered for the first time in Greece during the reference month and has not been put into circulation in any other country.</p> <p>Used motor vehicle is any motor vehicle that is registered for the first time in Greece and has been imported as a used one from abroad</p> <p>Passenger motor vehicle: it is a motor vehicle designed to carry mostly people, having no more than 9 seats, including the driver's seat.</p> <p>Bus: it is a motor vehicle, which is designed to carry mostly people, having more than 10 seats, including the driver's seat. In the corresponding tables of this Press Release, this category also includes articulated buses.</p> <p>Lorry: it is motor vehicle designed to carry mostly cargo. In the corresponding tables of this Press Release, this category also includes tractors, tow trucks, articulated tractors, and trucks with trailers.</p> <p>Motorcycle: any two-wheeled motor vehicle, with or without sidecar, with maximum authorized design speed over 45 km/h, or in case it is powered by a combustion engine, with a cylinder capacity of 50 cc or over. In the corresponding tables of this Press Release, this category also includes the three-wheeled motor vehicles – motor tricycles.</p> <p>Tricycle motor vehicle: it is a motor vehicle with three symmetrical wheels with maximum authorized design speed over 45 km/h, or in case it is powered by a combustion engine, with a cylinder capacity over the 50 cc. This category also includes four-wheel vehicles, except the light four-wheel motorcycles, whose empty vehicle tare (excluding the weight of the fuel or mixture of fuel-oil or the weight of the batteries for electric cars) is up to 400 kg in the case the vehicle is designed for passenger use or up to 550 kg in case the vehicle is designed to carry cargo and whose engine is up to 15KW.</p>
Methodology	Exhaustive Survey. The primary data derive from the Ministry of Infrastructure, Transport and Networks and are based on the issuing of new circulation licenses as they are registered by the Regional Offices for Transport and Communications.
References	More information (graphs, tables) concerning the survey on the issuing of new motor vehicle circulation licenses are available on the webpage of ELSTAT, www.statistics.gr , under the link http://www.statistics.gr/en/statistics/-/publication/SME24/