



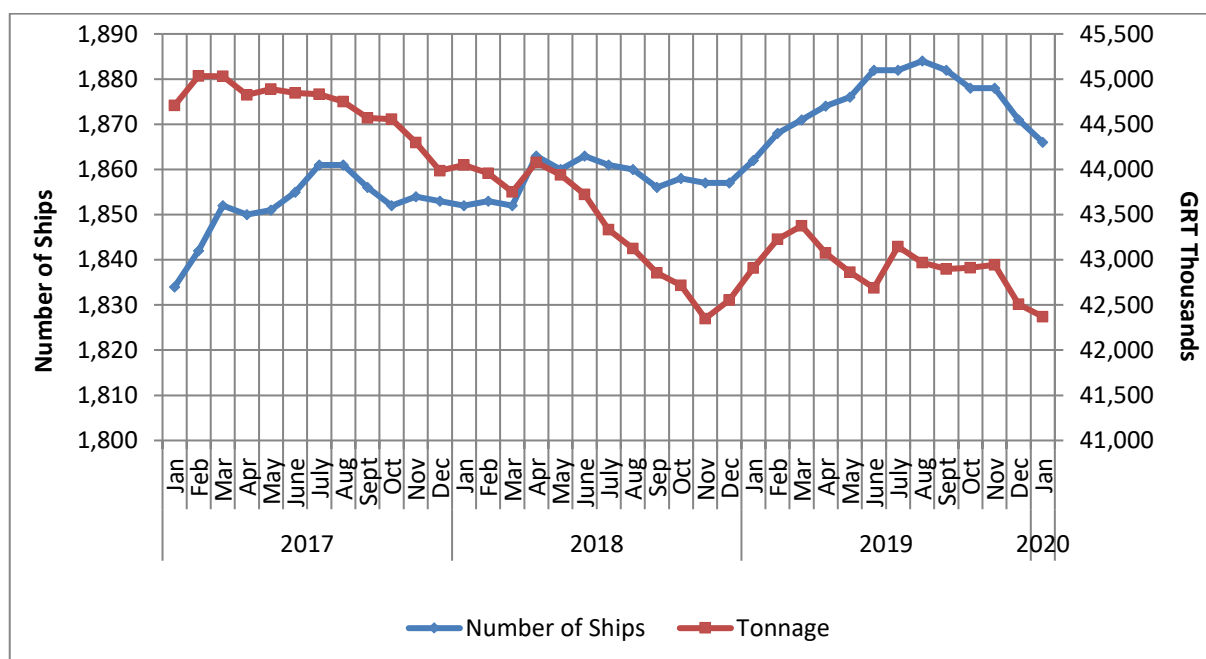
PRESS RELEASE

GREEK MERCHANT FLEET: January 2020 (Provisional data)

The Hellenic Statistical Authority (ELSTAT) announces data on the Greek Merchant Fleet (for vessels of 100 GRT¹) for January 2020. Particularly:

- The Greek Merchant Fleet increased by 0.2% in January 2020 compared with January 2019, while an increase of 0.5% was recorded in January 2019 compared with January 2018 (Table 1).
- The gross tonnage of the Greek Merchant Fleet, for vessels of 100 GRT and over, recorded a decrease of 1.3% in January 2020 compared with January 2019, while a decrease of 2.6% was recorded in January 2019 compared with January 2018 (Table 1).

Graph 1: Greek Merchant ships of 100 GRT and over: January 2017 – January 2020



Information on methodological issues:

Division of Sectoral Statistics

Section of Transport Statistics

P. Tzortzi, F.Georgakopoulou

Tel : +30 213 135 2187 , +30 213 135 3090

Fax: +30 213 135 2757

E mail: p.tzortzi@statistics.gr

f.georgakopoulou@statistics.gr

Information for data provision:

Tel. +30 213 135 2022

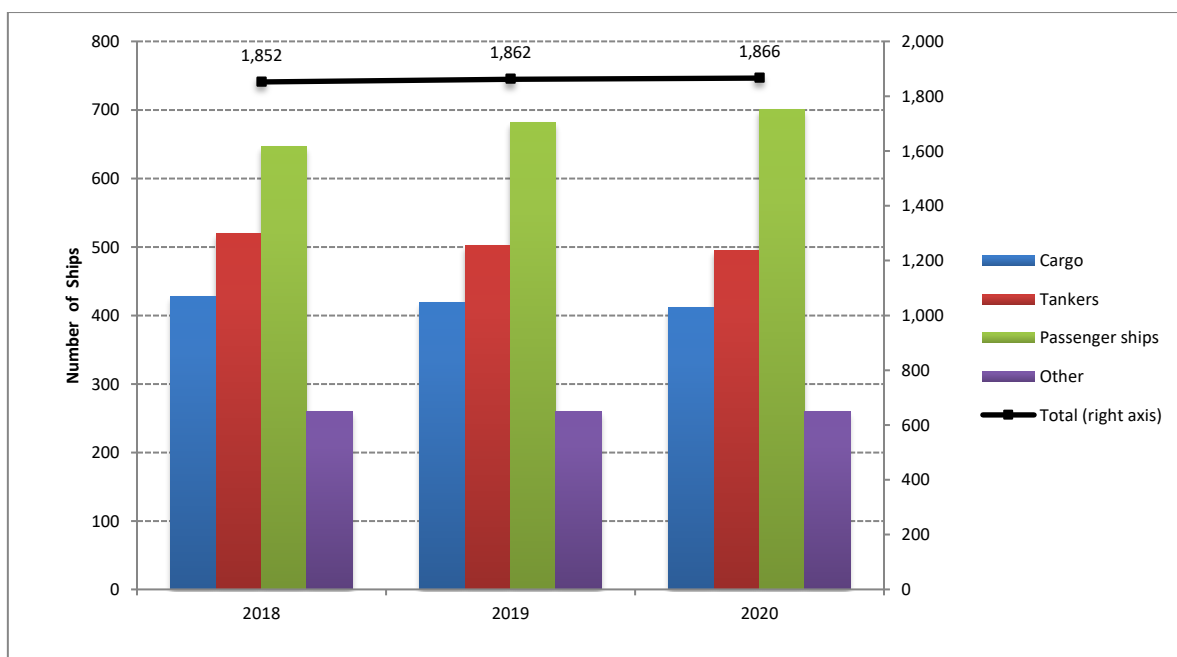
E mail. data.dissem@statistics.gr

¹ GRT: Gross Tonnage

Table 1. Number and tonnage of Greek Merchant ships of 100 GRT and over, by types of ships, January 2018 – 2020

January										
Types of ships	2018		2019		Change % 2019/2018		2020		Change % 2020/2019	
	Number of Ships	Tonnage (GRT)	Number of Ships	Tonnage (GRT)	Number of Ships	Tonnage (GRT)	Number of Ships	Tonnage (GRT)	Number of Ships	Tonnage (GRT)
Cargo	427	13,320,602	419	12,898,118	-1.9	-3.2	411	12,222,522	-1.9	-5.2
Tankers	519	29,274,438	502	28,581,771	-3.3	-2.4	494	28,728,878	-1.6	0.5
Passenger ships	647	1,363,072	681	1,335,481	5.3	-2.0	701	1,329,821	2.9	-0.4
Other	259	91,112	260	92,185	0.4	1.2	260	89,106	0.0	-3.3
Total:	1,852	44,049,224	1,862	42,907,555	0.5	-2.6	1,866	42,370,327	0.2	-1.3

Graph 2a: Number of Greek Merchant ships of 100 GRT and over, by types of ships, January 2018 – 2020



Graph 2b: Tonnage of Greek Merchant Ships of 100 GRT and over, by types of ships, January 2018 – 2020

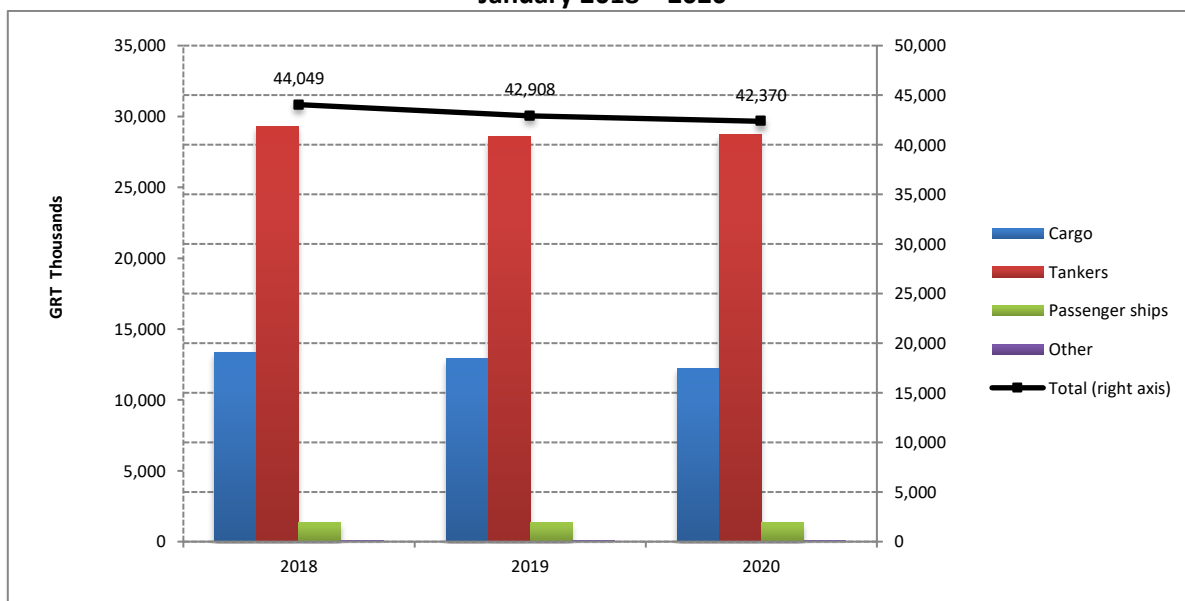


Table 2. Distribution of the Greek Merchant ships of 100 GRT and over, by tonnage groups, January 2018 – 2020

January										
Tonnage Groups	2018		2019		Change % 2019/2018		2020		Change % 2020/2019	
	Number of Ships	Tonnage (GRT)	Number of Ships	Tonnage (GRT)	Number of Ships	Tonnage (GRT)	Number of Ships	Tonnage (GRT)	Number of Ships	Tonnage (GRT)
[100-500)	762	192,324	799	199,737	4.9	3.9	813	201,989	1.8	1.1
[500-3,000)	355	439,510	354	438,842	-0.3	-0.2	351	433,166	-0.8	-1.3
[3,000-7,000)	75	332,964	76	339,215	1.3	1.9	78	347,885	2.6	2.6
[7,000-10,000)	24	204,176	24	204,176	0.0	0.0	25	213,640	4.2	4.6
[10,000-20,000)	46	680,067	45	664,060	-2.2	-2.4	49	717,534	8.9	8.1
[20,000-30,000)	75	1,987,912	68	1,793,961	-9.3	-9.8	71	1,872,969	4.4	4.4
[30,000+	515	40,212,271	496	39,267,564	-3.7	-2.3	479	38,583,144	-3.4	-1.7
Total:	1,852	44,049,224	1,862	42,907,555	0.5	-2.6	1,866	42,370,327	0.2	-1.3

Graph 3: Distribution of Greek Merchant ships of 100 GRT and over, by tonnage groups, January 2018 – 2020

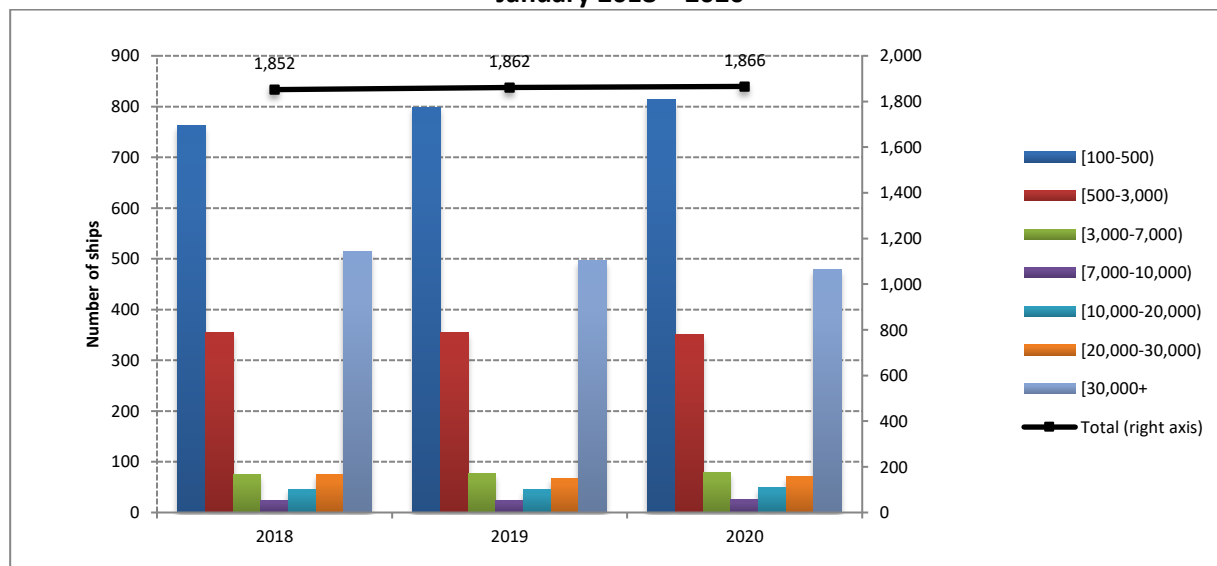
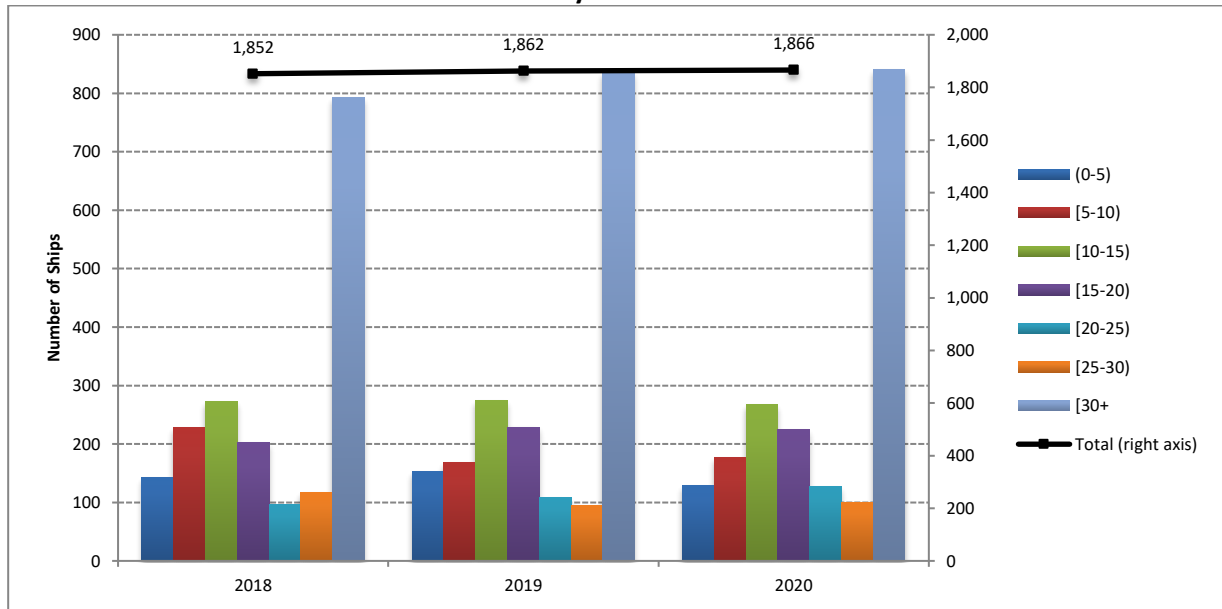


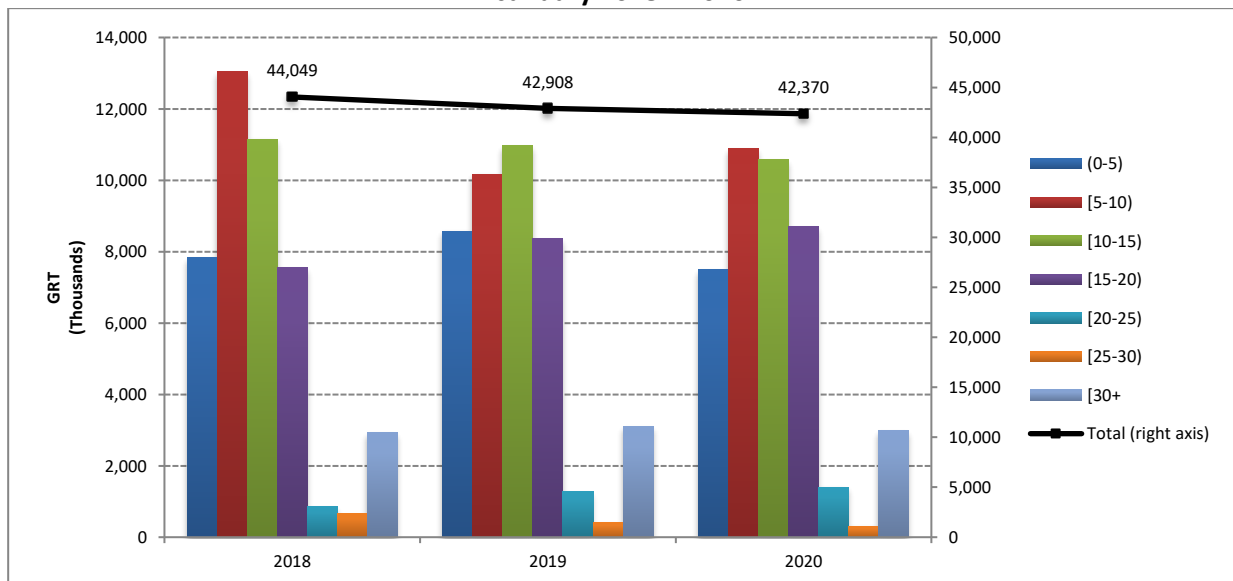
Table 3. Distribution of Greek Merchant ships of 100 GRT and over, by age groups, January 2018 – 2020

January										
Age Groups	2018		2019		Change % 2019/2018		2020		Change % 2020/2019	
	Number of Ships	Tonnage (GRT)	Number of Ships	Tonnage (GRT)	Number of Ships	Tonnage (GRT)	Number of Ships	Tonnage (GRT)	Number of Ships	Tonnage (GRT)
(0-5)	143	7,841,136	153	8,576,700	7.0	9.4	129	7,497,572	-15.7	-12.6
[5-10)	228	13,046,167	169	10,173,627	-25.9	-22.0	177	10,889,008	4.7	7.0
[10-15)	273	11,153,186	274	10,968,236	0.4	-1.7	267	10,574,637	-2.6	-3.6
[15-20)	202	7,556,626	229	8,369,219	13.4	10.8	225	8,712,897	-1.7	4.1
[20-25)	96	867,400	108	1,282,917	12.5	47.9	127	1,404,952	17.6	9.5
[25-30)	117	657,074	94	422,369	-19.7	-35.7	100	307,745	6.4	-27.1
[30+)	793	2,927,635	835	3,114,487	5.3	6.4	841	2,983,516	0.7	-4.2
Total:	1,852	44,049,224	1,862	42,907,555	0.5	-2.6	1,866	42,370,327	0.2	-1.3

Graph 4a: Distribution of Greek Merchant ships 100 GRT and over, by age groups, January 2018 – 2020



Graph 4b: Tonnage of Greek Merchant ships of 100 GRT and over, by age groups, January 2018 – 2020



METHODOLOGICAL NOTES

Greek Merchant Fleet Survey	The Survey on the Greek Merchant Fleet is conducted on a monthly basis since 1964 without any major methodological changes ever since. The purpose of the survey is to fully record statistical data on the number and basic characteristics of the Greek merchant ships, thus depicting the evolution over the course of time of the Greek merchant fleet.
Legal Framework	The survey is conducted in compliance with the joint Ministerial Decision (No 6792/G-81/11-4-97), signed by the Minister of National Economy and the Minister of Mercantile Marine.
Reference Period	The results of the survey refer to the end of January 2020.
Coverage	The survey covers all domestic Port Authorities, as well as Greek Consular Port Authorities abroad, which keep ship registers. These Authorities have to send a report on a monthly basis to the Hellenic Statistical Authority (ELSTAT), pertaining to the changes in the Greek merchant ships registered in their ship registers.
Definitions	<p>Merchant ship: Seagoing self-propelled vessel, at least of 10 GRT, designed for the carriage of goods, transport of passengers, for fishing, towing or specially fitted out for other commercial maritime activities.</p> <p>Greek merchant fleet: The total number of the merchant ships under Greek flag. The Greek flag carried by these ships means that all their maritime activities (subsidies for ship building, cargo limitations and other tax provisions) are governed by commercial and economic rules which are laid down by the respective Greek authorities.</p> <p>Gross Register Tonnage (GRT): Refers to the spaces within the hull and of the enclosed spaces above the deck which are available for carrying goods, food, passengers and crew. GRT is equal to the volume of 100 cubic feet or 2.83 m³.</p> <p>Net Register Tonnage (NRT): It is derived from the gross tonnage by deducting allowances in respect of spaces used for the crew, navigating and propelling machinery, fuel and water ballasts, and other spaces not used for passengers or cargo.</p> <p>Age of ship: indicated by the year of original construction of the hull or that of the hull containing the engine room.</p>
Methodology	<p>It is an exhaustive survey conducted by all domestic Port Authorities and Greek Consular Port Authorities abroad, which report to ELSTAT, on a monthly basis, on changes in the ships pertaining to: a) new registrations of ships in the ship registers, b) change in the name of a ship, c) change of ownership, d) transfers to or from a different port, e) deletion of a ship from a ship's register, f) final measurement – remeasurement of ships, g) replacement of the ship's engine.</p> <p>All these data, after being dully processed, are used to update, through a specially designed software application, the Official Register of Greek Merchant Ships. This Register is used for the production of monthly and annual statistical results.</p>
References	Further information (tables, charts) concerning the Survey on the Greek Merchant Fleet can be found on the webpage of ELSTAT (www.statistics.gr), under the link: https://www.statistics.gr/el/statistics/-/publication/SMA27