



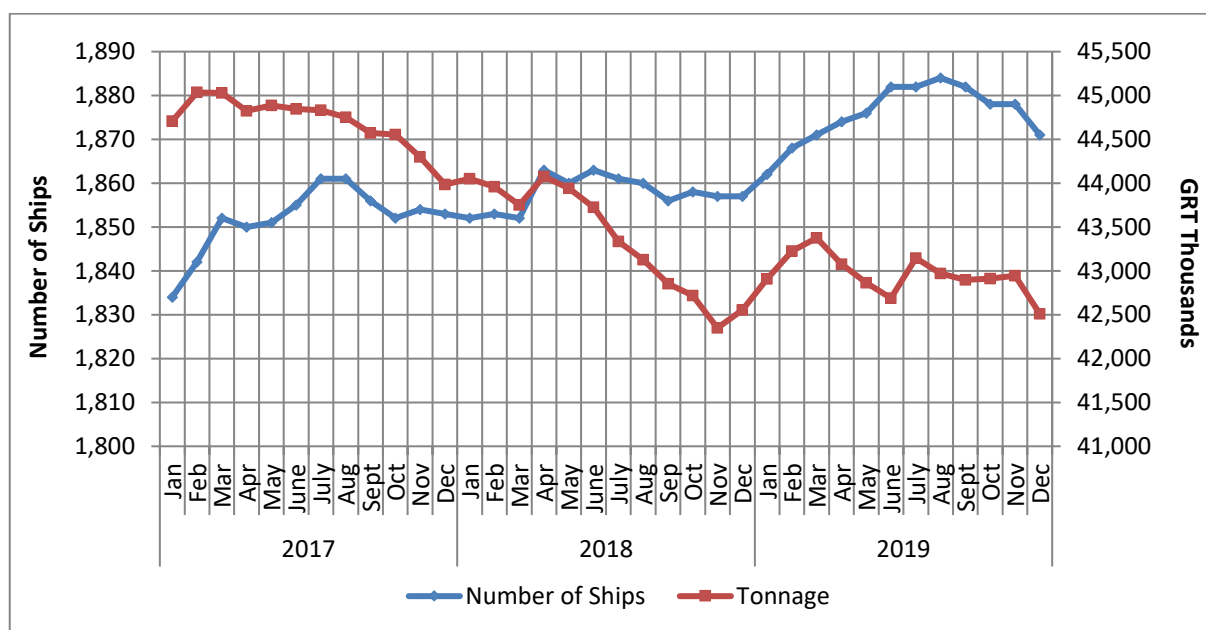
PRESS RELEASE

GREEK MERCHANT FLEET: December 2019 (Provisional data)

The Hellenic Statistical Authority (ELSTAT) announces data on the Greek Merchant Fleet (for vessels of 100 GRT¹) for December 2019. Particularly:

- The Greek Merchant Fleet increased by 0.8% in December 2019 compared with December 2018. An increase of 0.2% was recorded in December 2018 compared with December 2017 (Table 1).
- The gross tonnage of the Greek Merchant Fleet, for vessels of 100 GRT and over, recorded a decrease of 0.1% in December 2019 compared with December 2018, while a decrease of 3.3% was recorded in December 2018 compared with December 2017 (Table 1).

Graph 1: Greek Merchant ships of 100 GRT and over: January 2017 – December 2019



Information on methodological issues:

Division of Sectoral Statistics

Section of Transport Statistics

P. Tzortzi, F.Georgakopoulou

Tel : +30 213 135 2187 , +30 213 135 3090

Fax: +30 213 135 2757

E mail: p.tzortzi@statistics.gr

f.georgakopoulou@statistics.gr

Information for data provision:

Tel. +30 213 135 2022

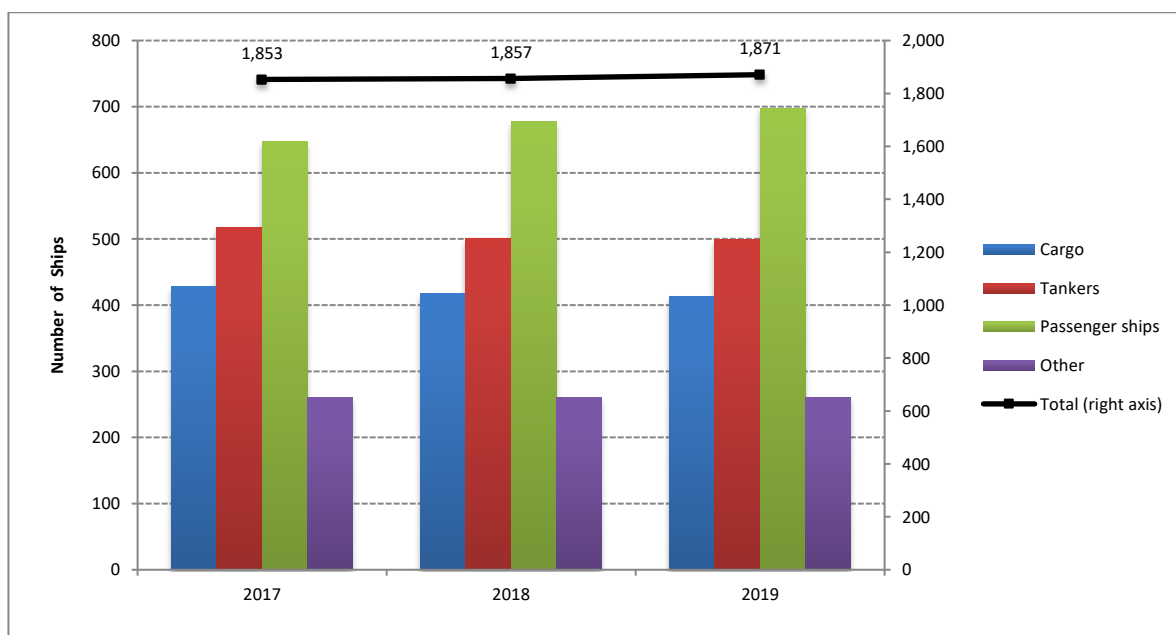
E mail. data.dissem@statistics.gr

¹ GRT: Gross Tonnage

Table 1. Number and tonnage of Greek Merchant ships of 100 GRT and over, by types of ships, December 2017 – 2019

December										
Types of ships	2017		2018		Change % 2018/2017		2019		Change % 2019/2018	
	Number of Ships	Tonnage (GRT)	Number of Ships	Tonnage (GRT)	Number of Ships	Tonnage (GRT)	Number of Ships	Tonnage (GRT)	Number of Ships	Tonnage (GRT)
Cargo	428	13,349,194	418	12,853,983	-2.3	-3.7	413	12,202,488	-1.2	-5.1
Tankers	518	29,175,159	501	28,286,837	-3.3	-3.0	499	28,902,497	-0.4	2.2
Passenger ships	647	1,368,623	678	1,319,623	4.8	-3.6	698	1,314,817	2.9	-0.4
Other	260	91,563	260	92,185	0.0	0.7	261	89,872	0.4	-2.5
Total:	1,853	43,984,539	1,857	42,552,628	0.2	-3.3	1,871	42,509,674	0.8	-0.1

Graph 2a: Number of Greek Merchant ships of 100 GRT and over, by types of ships, December 2017 – 2019



Graph 2b: Tonnage of Greek Merchant Ships of 100 GRT and over, by types of ships, December 2017 – 2019

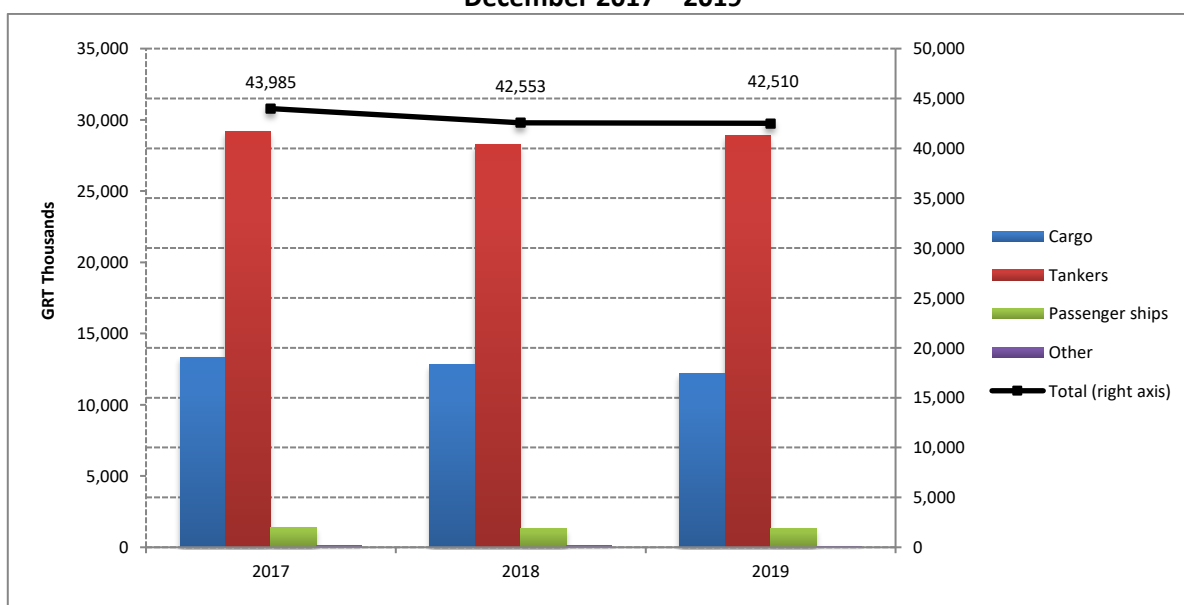


Table 2. Distribution of the Greek Merchant ships of 100 GRT and over, by tonnage groups, December 2017 – 2019

December										
Tonnage Groups	2017		2018		Change % 2018/2017		2019		Change % 2019/2018	
	Number of Ships	Tonnage (GRT)	Number of Ships	Tonnage (GRT)	Number of Ships	Tonnage (GRT)	Number of Ships	Tonnage (GRT)	Number of Ships	Tonnage (GRT)
[100-500)	763	192,798	794	198,235	4.1	2.8	813	201,223	2.4	1.5
[500-3,000)	355	437,473	356	440,246	0.3	0.6	353	433,690	-0.8	-1.5
[3,000-7,000)	75	332,964	76	339,215	1.3	1.9	78	347,885	2.6	2.6
[7,000-10,000)	23	194,342	24	204,176	4.3	5.1	24	204,176	0.0	0.0
[10,000-20,000)	47	695,429	46	674,985	-2.1	-2.9	49	717,534	6.5	6.3
[20,000-30,000)	77	2,045,063	69	1,815,005	-10.4	-11.2	71	1,872,969	2.9	3.2
[30,000+	513	40,086,470	492	38,880,766	-4.1	-3.0	483	38,732,197	-1.8	-0.4
Total:	1,853	43,984,539	1,857	42,552,628	0.2	-3.3	1,871	42,509,674	0.8	-0.1

Graph 3: Distribution of Greek Merchant ships of 100 GRT and over, by tonnage groups, December 2017 – 2019

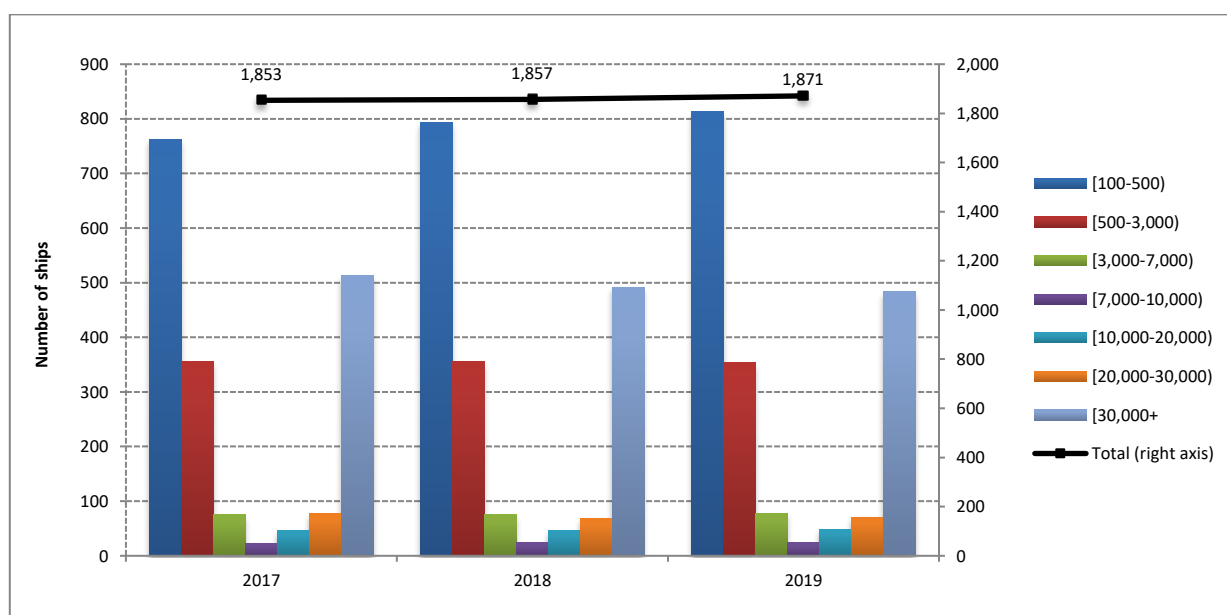
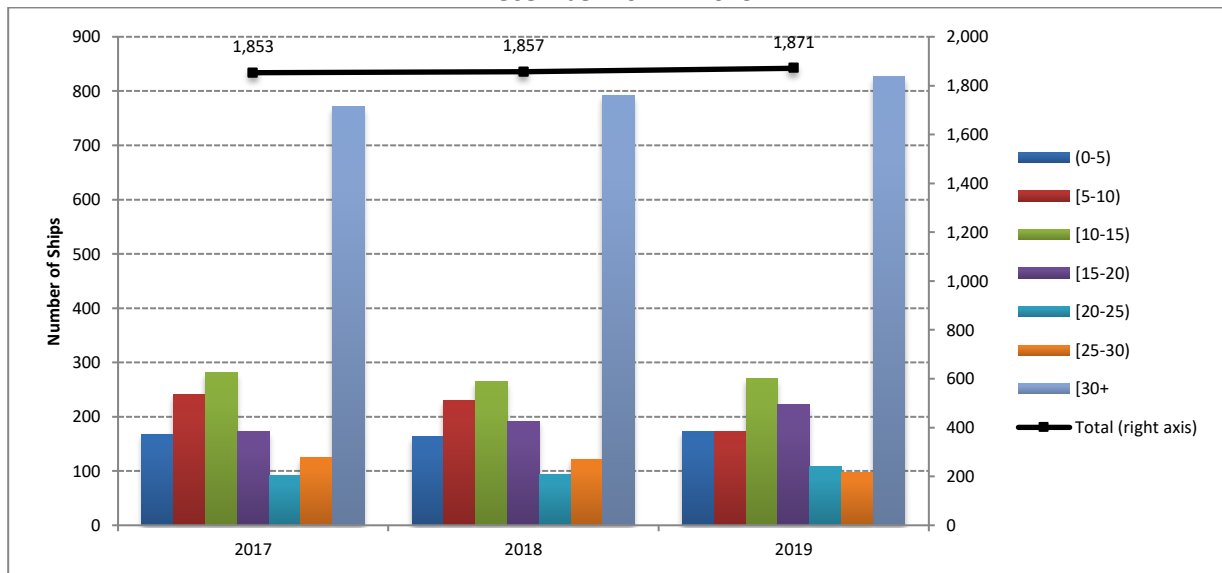


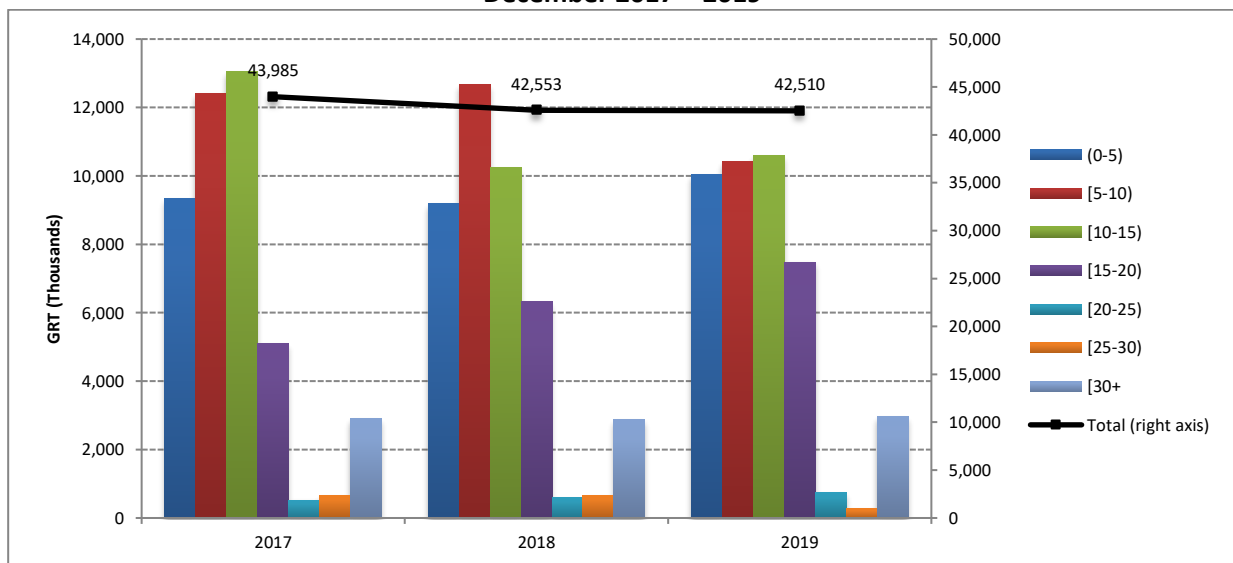
Table 3. Distribution of Greek Merchant ships of 100 GRT and over, by age groups, December 2017 – 2019

December										
Age Groups	2017		2018		Change % 2018/2017		2019		Change % 2019/2018	
	Number of Ships	Tonnage (GRT)	Number of Ships	Tonnage (GRT)	Number of Ships	Tonnage (GRT)	Number of Ships	Tonnage (GRT)	Number of Ships	Tonnage (GRT)
(0-5)	168	9,334,177	164	9,189,022	-2.4	-1.6	173	10,033,987	5.5	9.2
[5-10)	241	12,398,566	230	12,663,109	-4.6	2.1	173	10,416,163	-24.8	-17.7
[10-15)	282	13,059,919	264	10,256,189	-6.4	-21.5	270	10,598,423	2.3	3.3
[15-20)	173	5,109,337	192	6,321,938	11.0	23.7	222	7,479,353	15.6	18.3
[20-25)	92	525,435	93	593,718	1.1	13.0	108	744,876	16.1	25.5
[25-30)	125	652,158	122	660,383	-2.4	1.3	98	275,284	-19.7	-58.3
[30+)	772	2,904,947	792	2,868,269	2.6	-1.3	827	2,961,588	4.4	3.3
Total:	1,853	43,984,539	1,857	42,552,628	0.2	-3.3	1,871	42,509,674	0.8	-0.1

Graph 4a: Distribution of Greek Merchant ships 100 GRT and over, by age groups, December 2017 – 2019



Graph 4b: Tonnage of Greek Merchant ships of 100 GRT and over, by age groups, December 2017 – 2019



METHODOLOGICAL NOTES

Greek Merchant Fleet Survey	The Survey on the Greek Merchant Fleet is conducted on a monthly basis since 1964 without any major methodological changes ever since. The purpose of the survey is to fully record statistical data on the number and basic characteristics of the Greek merchant ships, thus depicting the evolution over the course of time of the Greek merchant fleet.
Legal Framework	The survey is conducted in compliance with the joint Ministerial Decision (No 6792/G-81/11-4-97), signed by the Minister of National Economy and the Minister of Mercantile Marine.
Reference Period	The results of the survey refer to the end of December 2019.
Coverage	The survey covers all domestic Port Authorities, as well as Greek Consular Port Authorities abroad, which keep ship registers. These Authorities have to send a report on a monthly basis to the Hellenic Statistical Authority (ELSTAT), pertaining to the changes in the Greek merchant ships registered in their ship registers.
Definitions	<p>Merchant ship: Seagoing self-propelled vessel, at least of 10 GRT, designed for the carriage of goods, transport of passengers, for fishing, towing or specially fitted out for other commercial maritime activities.</p> <p>Greek merchant fleet: The total number of the merchant ships under Greek flag. The Greek flag carried by these ships means that all their maritime activities (subsidies for ship building, cargo limitations and other tax provisions) are governed by commercial and economic rules which are laid down by the respective Greek authorities.</p> <p>Gross Register Tonnage (GRT): Refers to the spaces within the hull and of the enclosed spaces above the deck which are available for carrying goods, food, passengers and crew. GRT is equal to the volume of 100 cubic feet or 2.83 m³.</p> <p>Net Register Tonnage (NRT): It is derived from the gross tonnage by deducting allowances in respect of spaces used for the crew, navigating and propelling machinery, fuel and water ballasts, and other spaces not used for passengers or cargo.</p> <p>Age of ship: indicated by the year of original construction of the hull or that of the hull containing the engine room.</p>
Methodology	<p>It is an exhaustive survey conducted by all domestic Port Authorities and Greek Consular Port Authorities abroad, which report to ELSTAT, on a monthly basis, on changes in the ships pertaining to: a) new registrations of ships in the ship registers, b) change in the name of a ship, c) change of ownership, d) transfers to or from a different port, e) deletion of a ship from a ship's register, f) final measurement – remeasurement of ships, g) replacement of the ship's engine.</p> <p>All these data, after being dully processed, are used to update, through a specially designed software application, the Official Register of Greek Merchant Ships. This Register is used for the production of monthly and annual statistical results.</p>
References	Further information (tables, charts) concerning the Survey on the Greek Merchant Fleet can be found on the webpage of ELSTAT (www.statistics.gr), under the link: https://www.statistics.gr/el/statistics/-/publication/SMA27