



PRESS RELEASE

ISSUING OF MOTOR VEHICLE LICENSES: NOVEMBER 2019

The Hellenic Statistical Authority announces that in November 2019, 15,439 road motor cars (both new and used from abroad) were put into circulation for the first time, recording a 12.5% increase compared with the corresponding month of 2018 when the number of road motor cars was 13,721. In November 2018, a 12.3% increase had been observed in comparison with the corresponding month of 2017 (Table 1, Graphs 1,2,3,5). A total number of 8,192 new cars were put into circulation in November 2019 compared with 7,546 in November 2018, recording an 8.6% increase.

The new motorcycles over 50cc (both new and used from abroad) that were put into circulation for the first time in November 2019 amounted to 2,463, against 2,115 in 2018, thus recording a 16.5% increase. In November 2018, a 30.3% increase had been observed in comparison with the corresponding month of 2017 (Table 1, Graph 4). Out of the above motorcycles 2,207 were new, while the corresponding figure in November 2018 was 1,896, recording a 16.4% increase.

During the period January - November 2019, 203,811 road motor cars (both new and used from abroad) were put into circulation for the first time, representing an increase of 12.2% compared to the corresponding period of 2018 when the number of road motor cars was 181,652. During the period January - November 2018 an increase of 23.7% had been observed in comparison with the corresponding period of 2017 (Table 3, Graphs 6,7). Out of the above number of road motor cars that were put into circulation, from January to November 2019, 115,392 were new, while the corresponding number during the respective period of 2018 was 104,800, recording an increase of 10.1%.

During the period January - November 2019 the circulation of new motorcycles over 50cc (both new and used from abroad) amounted to 40,335 against 35,519 in 2018, thus representing a 13.6% increase. An increase of 22.1% had been observed during the period January - November 2018 in comparison with the corresponding period of 2017 (Table 3, Graphs 6,7). A total number of 36,797 new motorcycles were put into circulation, from January to November 2019, compared with 32,192 during the corresponding period of 2018, recording a 14.3% increase.

Information on methodological issues:

Sectoral Statistics Division

Transport Statistics Section

Pota Tzortzi, Konstantinos Menexes

Tel: +30 213 135 2187, +30 213 135 3055

Fax: +30 213 135 2757

e-mail: p.tzortzi@statistics.gr, k.menexes@statistics.gr

Information for data provision:

Tel: +30 213 135 2022

e-mail: data.dissem@statistics.gr

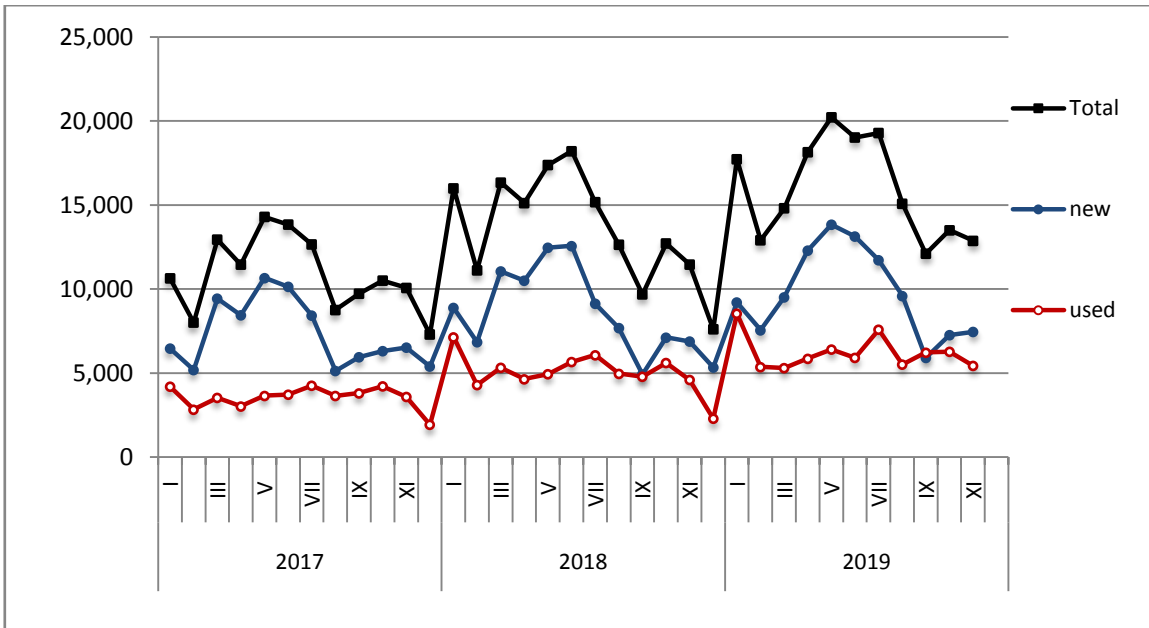
Table 1. Road motor vehicles, both new and used, put into circulation for the first time in Greece: November 2017 - 2019

Category of Road Motor Vehicles	November									Change (%)					
	2017			2018			2019			2018/2017			2019/2018		
	Total	New	Used	Total	New	Used	Total	New	Used	Total	New	Used	Total	New	Used
Greece, total															
Road Motor Vehicles,total	13,842	8,533	5,309	15,836	9,442	6,394	17,902	10,399	7,503	14.4%	10.7%	20.4%	13.0%	10.1%	17.3%
1. Road motor cars	12,219	7,068	5,151	13,721	7,546	6,175	15,439	8,192	7,247	12.3%	6.8%	19.9%	12.5%	8.6%	17.4%
Passenger Cars	10,077	6,508	3,569	11,466	6,884	4,582	12,876	7,446	5,430	13.8%	5.8%	28.4%	12.3%	8.2%	18.5%
Buses	70	10	60	72	8	64	96	12	84	2.9%	-20.0%	6.7%	33.3%	50.0%	31.3%
Lorries	2,072	550	1,522	2,183	654	1,529	2,467	734	1,733	5.4%	18.9%	0.5%	13.0%	12.2%	13.3%
2. Motorcycles > 50 cc	1,623	1,465	158	2,115	1,896	219	2,463	2,207	256	30.3%	29.4%	38.6%	16.5%	16.4%	16.9%
Prefecture of Attica															
Road Motor Vehicles,total	7,473	5,677	1,796	8,290	6,036	2,254	9,223	6,616	2,607	10.9%	6.3%	25.5%	11.3%	9.6%	15.7%
1. Road motor cars	6,631	4,861	1,770	7,189	4,982	2,207	7,883	5,345	2,538	8.4%	2.5%	24.7%	9.7%	7.3%	15.0%
Passenger Cars	6,037	4,608	1,429	6,487	4,662	1,825	7,017	4,940	2,077	7.5%	1.2%	27.7%	8.2%	6.0%	13.8%
Buses	17	3	14	23	3	20	23	2	21	35.3%	0.0%	42.9%	0.0%	-33.3%	5.0%
Lorries	577	250	327	679	317	362	843	403	440	17.7%	26.8%	10.7%	24.2%	27.1%	21.5%
2. Motorcycles > 50 cc	842	816	26	1,101	1,054	47	1,340	1,271	69	30.8%	29.2%	80.8%	21.7%	20.6%	46.8%

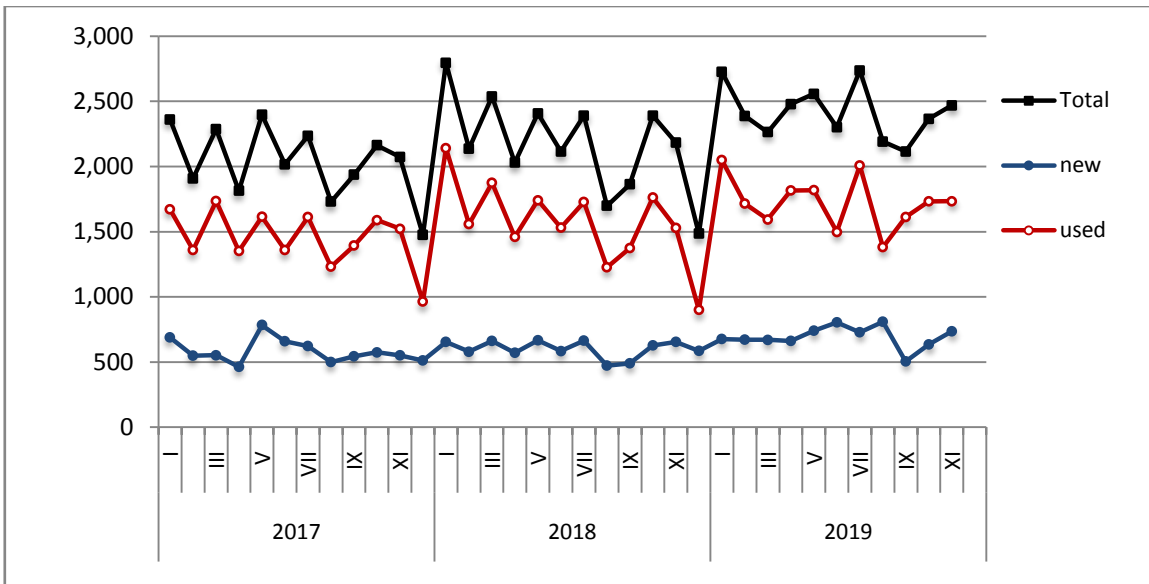
Table 2. Road motor vehicles, both new and used, put into circulation for the first time in Greece: December 2017 - November 2019

Category of Road Motor Vehicles	Average Dec. 2017 - Nov 2018			Average Dec. 2018 - Nov 2019			Change (%)		
							Average Dec. 2018 - Nov 2019 / Average Dec. 2017 - Nov 2018		
	Total	New	Used	Total	New	Used	Total	New	Used
Greece, total									
Road Motor Vehicles,total	19,047	12,113	6,934	21,220	13,279	7,941	11.4%	9.6%	14.5%
1. Road motor cars	15,873	9,224	6,649	17,751	10,113	7,638	11.8%	9.6%	14.9%
Passenger Cars	13,599	8,614	4,985	15,278	9,396	5,882	12.3%	9.1%	18.0%
Buses	106	16	90	134	32	102	26.4%	100.0%	13.3%
Lorries	2,168	594	1,574	2,339	685	1,654	7.9%	15.3%	5.1%
2. Motorcycles > 50 cc	3,174	2,889	285	3,469	3,166	303	9.3%	9.6%	6.3%

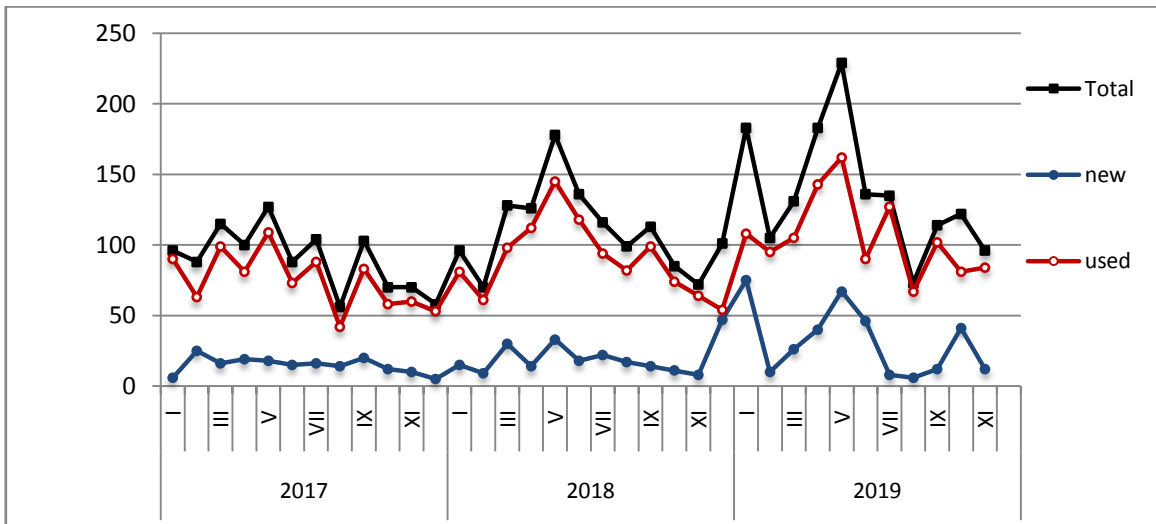
Graph 1: Passenger Cars (January 2017 - November 2019)



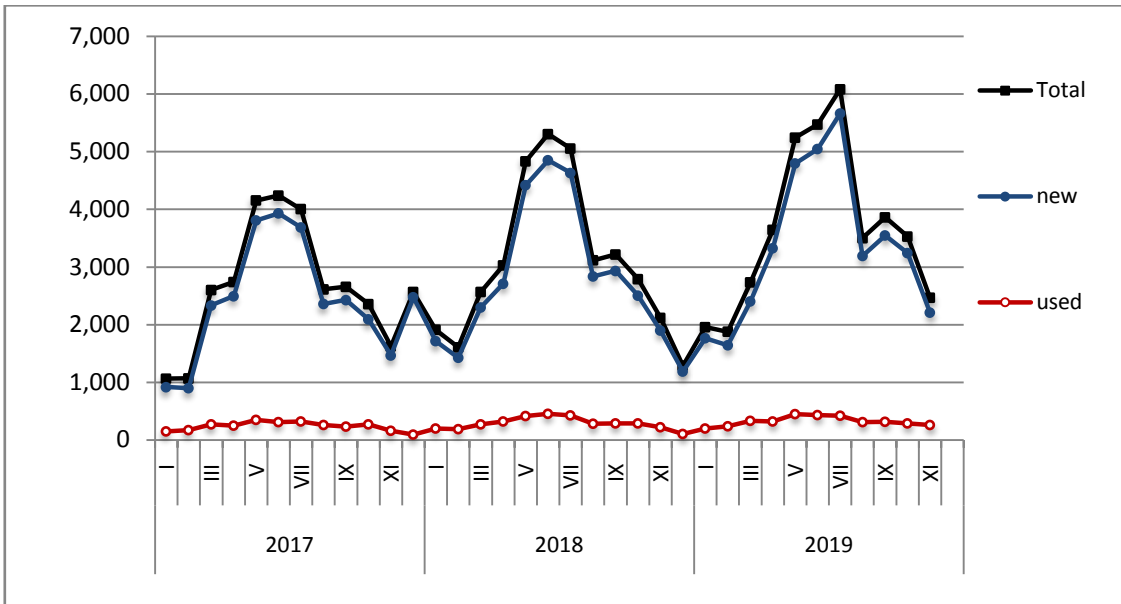
Graph 2: Lorries (January 2017 - November 2019)



Graph 3: Buses (January 2017 - November 2019)



Graph 4: Motorcycles (January 2017 - November 2019)



Graph 5: New Registrations of Motor Vehicles (November 2019)

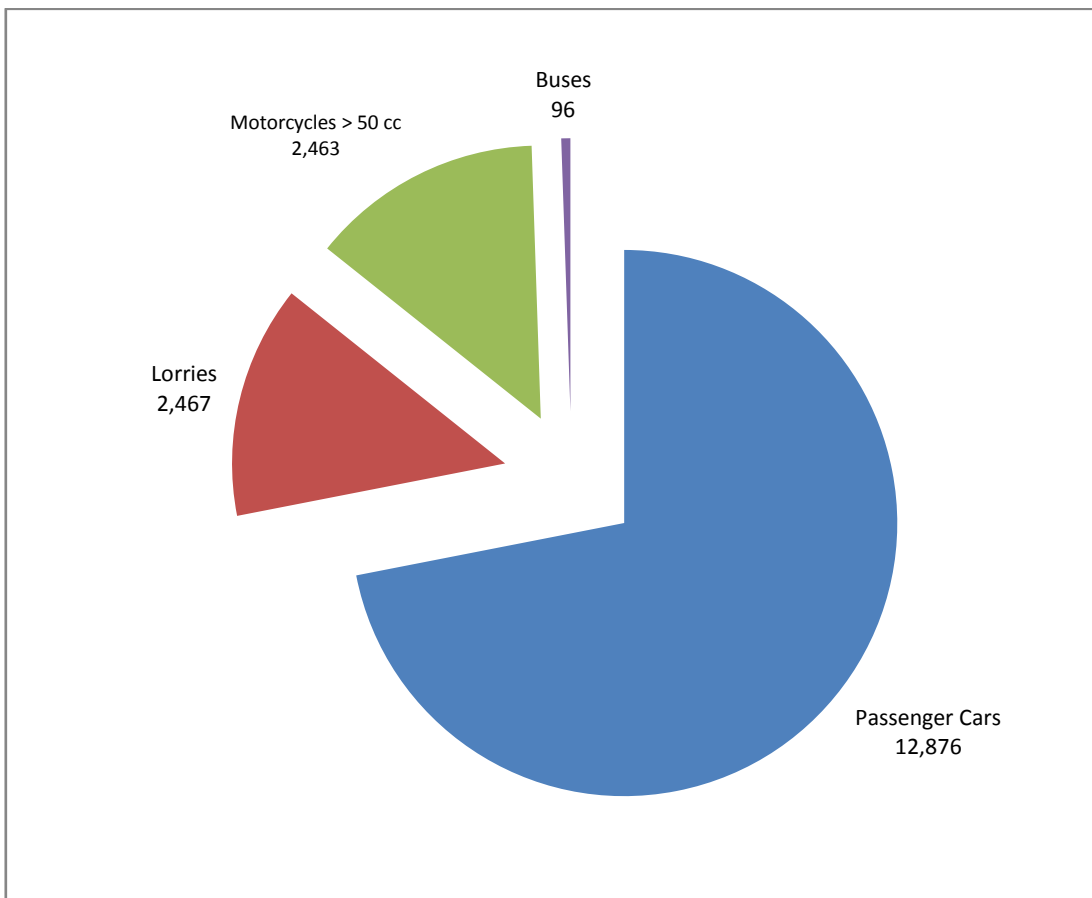
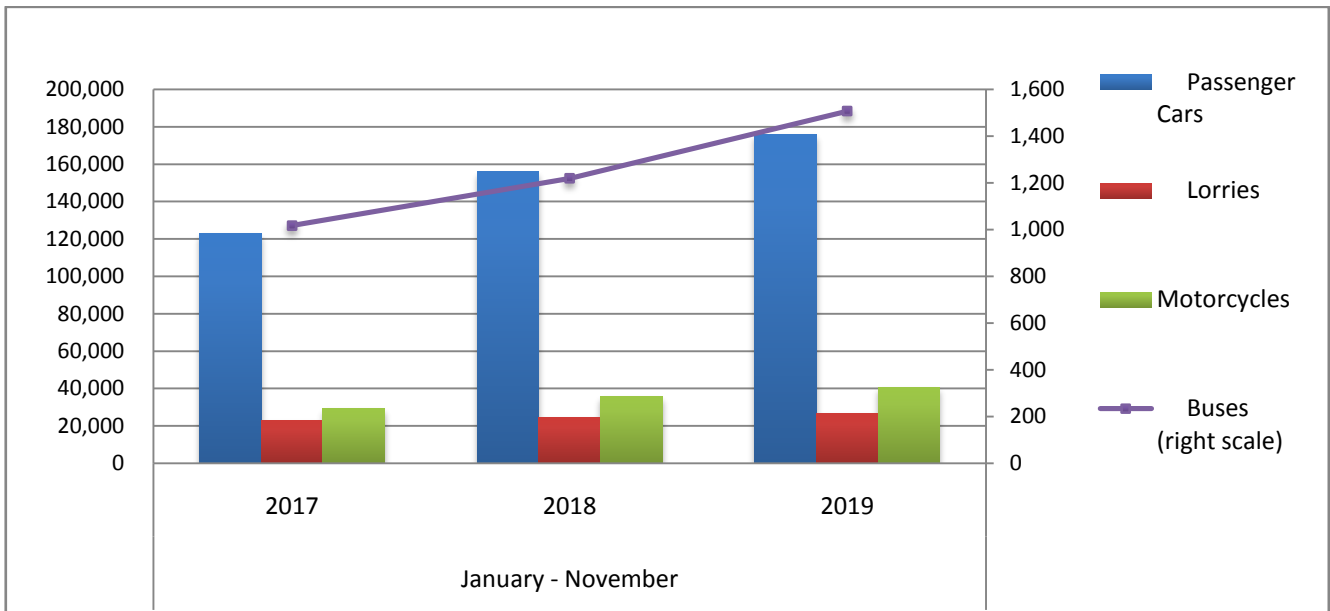


Table 3. Road motor vehicles, both new and used, put into circulation for the first time in Greece: January - November, years 2017 till 2019

Category of Road Motor Vehicles	January - November									Change (%)					
	2017			2018			2019			2018/2017			2019/2018		
	Total	New	Used	Total	New	Used	Total	New	Used	Total	New	Used	Total	New	Used
Greece, total															
Road Motor Vehicles, total	175,961	115,646	60,315	217,171	136,992	80,179	244,146	152,189	91,957	23.4%	18.5%	32.9%	12.4%	11.1%	14.7%
1. Road motor cars	146,860	89,266	57,594	181,652	104,800	76,852	203,811	115,392	88,419	23.7%	17.4%	33.4%	12.2%	10.1%	15.1%
Passenger Cars	122,927	82,613	40,314	155,890	97,985	57,905	175,725	107,420	68,305	26.8%	18.6%	43.6%	12.7%	9.6%	18.0%
Buses	1,017	171	846	1,219	191	1,028	1,507	343	1,164	19.9%	11.7%	21.5%	23.6%	79.6%	13.2%
Lorries	22,916	6,482	16,434	24,543	6,624	17,919	26,579	7,629	18,950	7.1%	2.2%	9.0%	8.3%	15.2%	5.8%
2. Motorcycles > 50 cc	29,101	26,380	2,721	35,519	32,192	3,327	40,335	36,797	3,538	22.1%	22.0%	22.3%	13.6%	14.3%	6.3%
Prefecture of Attica															
Road Motor Vehicles, total	89,364	70,855	18,509	109,599	83,312	26,287	122,468	92,762	29,706	22.6%	17.6%	42.0%	11.7%	11.3%	13.0%
1. Road motor cars	77,331	59,184	18,147	94,530	68,794	25,736	104,469	75,502	28,967	22.2%	16.2%	41.8%	10.5%	9.8%	12.6%
Passenger Cars	70,281	55,630	14,651	87,024	65,439	21,585	95,720	71,392	24,328	23.8%	17.6%	47.3%	10.0%	9.1%	12.7%
Buses	364	89	275	471	74	397	546	164	382	29.4%	-16.9%	44.4%	15.9%	121.6%	-3.8%
Lorries	6,686	3,465	3,221	7,035	3,281	3,754	8,203	3,946	4,257	5.2%	-5.3%	16.5%	16.6%	20.3%	13.4%
2. Motorcycles > 50 cc	12,033	11,671	362	15,069	14,518	551	17,999	17,260	739	25.2%	24.4%	52.2%	19.4%	18.9%	34.1%

Graph 6. New Motor Vehicles Circulation Licenses: January – November, years 2017 till 2019



Graph 7. New Registrations of Motor Vehicles: January - November 2019

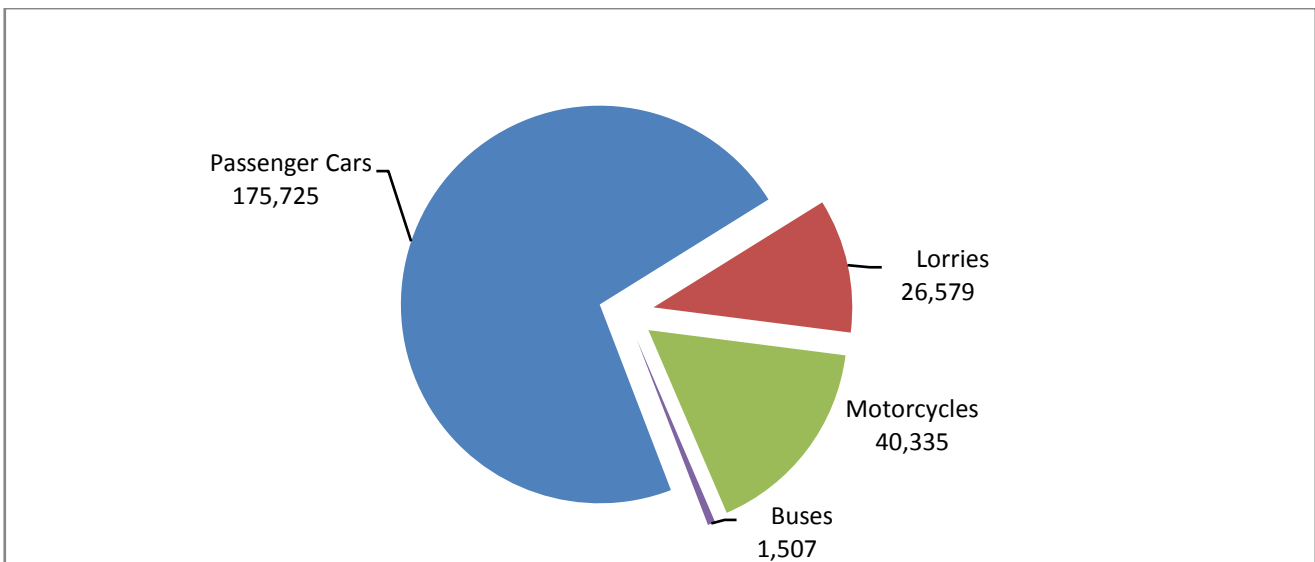


Table 4
Sales of new and used passenger cars by make: November 2019 and January - November 2019

Make	Passenger cars			
	November		January - November	
	new	used	new	used
ALFA ROMEO	27	61	281	633
AUDI	254	39	3,902	465
AUSTIN	-	-	-	2
BEACH BAGGY	-	-	-	1
BENTLEY	-	-	-	2
BMW	340	46	3,069	634
BORGWARD	-	-	-	1
BOURGET	-	1	-	1
BURSTNER	-	-	-	1
C.I./ROLLERTEAM	-	-	1	-
CADILLAC	-	-	-	1
CAPRON	-	-	-	1
CHEVROLET	-	95	-	1,205
CHEVROLET, BUICK PONTIAC, SUZUKI ,DAEWOO, HOLTEN, GMC	-	-	-	3
CHRYSLER	-	-	-	10
CITROEN	268	220	4,765	2,715
CITROEN / DS	189	-	1,635	4
CITROEN, PEUGEOT	-	-	47	-
DACIA	101	35	1,604	286
DAIHATSU	-	44	-	716
DETHLEFFS	-	2	-	52
DODGE	-	-	-	4
DR MOTOR	-	-	-	2
DS	24	-	201	5
DUCATO ¹	-	-	1	-
DUTTON	-	-	-	1
FERRARI	-	1	-	8
FIAT	211	430	7,012	5,029
FORD	274	364	3,495	4,520
GENERAL MOTORS	-	-	-	2
GONOW	-	-	-	1
H.J.BIEBER	-	-	-	1
HOBBY TOYOTA	-	-	-	1
HONDA	44	109	587	1,485
HYMER AG	-	-	-	2
HYUNDAI	407	307	7,633	3,147
INFINITI	-	-	-	1
INNOCENTI	-	-	-	1
ISO RIVOLTA	-	-	-	1
ISUZU	-	-	-	1
JAGUAR	6	1	121	33
JEEP	69	2	562	65
KEWET	-	-	-	1
KIA	218	107	2,962	1,090
LADA	-	-	-	5
LAGERMAX AUTOTRANSPORT	-	-	3	-
LAMBORGHINI	-	-	-	1

Table 4 (cont)
Sales of new and used passenger cars by make: November 2019 and January - November 2019

Make	Passenger cars			
	November		January - November	
	new	used	new	used
LANCIA	-	34	-	453
LAND ROVER	24	12	296	165
LES DAUPHINS	-	-	-	2
LEXUS	7	3	84	43
LOTUS	-	-	-	3
MAHINDRA	-	-	-	1
MASERATI	1	-	2	4
MAZDA	23	60	173	583
MCLAREN	-	-	-	1
MERCEDES	385	134	4,095	2,160
MERCEDES ¹	2	-	10	-
MG	-	-	-	5
MG ROVER	-	-	-	2
MINI	127	21	1,542	494
MINI MAFER	-	-	-	1
MINI MAFER	-	-	-	1
MINI MAFER	-	-	-	1
MITSUBISHI	33	96	488	1,069
MORETTI	-	-	-	1
MORGAN	-	-	-	1
MORRIS	-	-	-	3
NISSAN	373	324	6,062	4,092
NISSAN ¹	-	-	2	-
OPEL	437	582	7,276	7,796
PEUGEOT	558	165	9,438	2,262
PEUGEOT AUTO RIBEIRO	-	-	8	-
PEUGEOT, CITROEN	4	-	18	-
PORSCHE	13	5	94	95
RANGE ROVER	-	-	-	1
RENAULT	169	241	3,787	2,842
RIMOR	-	-	-	1
RIMOR, XGO, BLUCAMP, KENTUCKY CAMP, AHORN	-	-	1	1
ROLLS ROYCE	-	-	-	4
ROVER	-	-	-	3
SAAB	-	-	-	15
SEA / MOBILVETT	-	3	-	13
SEAT	214	51	2,997	563
SKODA	343	103	3,549	1,084
SMART	136	242	578	2,822
SSANGYONG	-	-	14	3
SUBARU	5	11	54	76
SUZUKI	285	210	6,378	2,582
TESLA MOTORS	-	2	2	7
TOYOTA	948	1,067	11,930	14,118
TRIUMPH	-	1	-	6
VOLKSWAGEN	715	190	8,969	2,673
VOLKSWAGEN ¹	-	-	2	-
VOLVO	212	9	1,690	113
WARTBURG	-	-	-	1

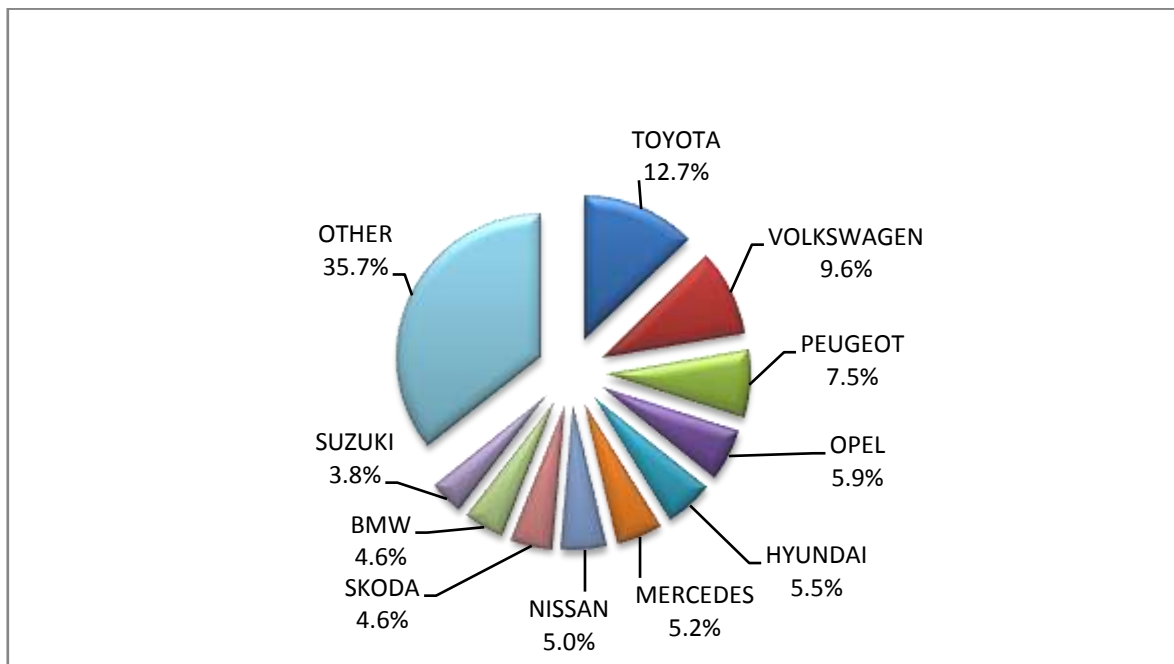
Table 4 (cont)

Sales of new and used passenger cars by make: November 2019 and January - November 2019

Make	Passenger cars			
	November		January - November	
	new	used	new	used
WILLYS	-	-	-	1
TOTAL	7,446	5,430	107,420	68,305

- 1 : With 2nd/3rd stage manufacturer in Greece.
- 2 : With 2nd/3rd stage manufacturer abroad.

Graph 8. Sales of new passenger cars by make (November 2019)



Graph 9. Sales of new passenger cars by make (January - November 2019)

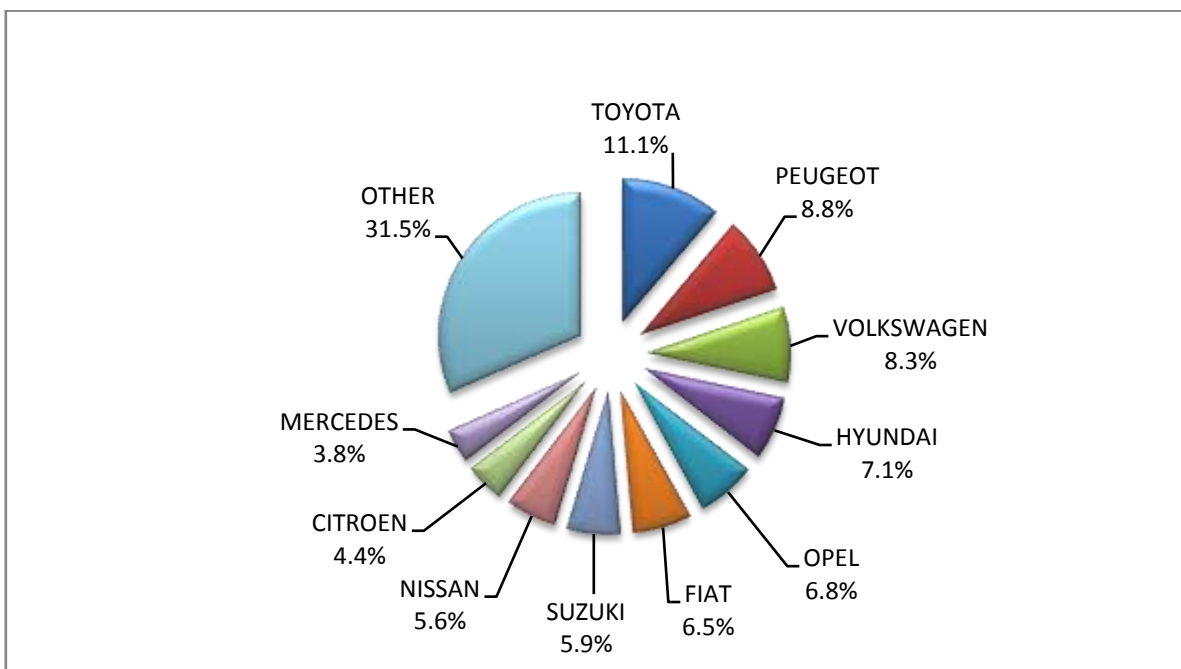


Table 5
Sales of new and used lorries by make: November 2019 and January - November 2019

Make	Lorries			
	November		January - November	
	new	used	new	used
ALKE	-	-	3	-
ASTRA	-	-	-	1
AUDI	-	-	-	1
BMW	-	-	-	4
CHEVROLET	-	1	-	5
CHRYSLER	-	1	-	6
CITROEN	26	51	337	629
DACIA	31	1	172	36
DAF	-	33	8	355
DAF ¹	4	-	28	-
DAIHATSU	-	-	-	3
DENNIS EAGLE	-	-	-	2
DODGE	-	2	-	3
ELVO (STEYER)	-	-	-	1
FIAT	98	217	1,279	2,324
FIAT ¹	1	-	1	-
FIAT-IVECO	-	9	-	72
FORD	132	195	1,159	2,139
FORD ¹	-	-	15	1
GENERAL MOTORS	-	-	-	1
GINAF	-	-	-	1
GOUPIL, MEGA, POLARIS, GEM	-	-	4	-
GREAT WALL MOTOR	-	1	-	4
HEPHAESTUS STEFANOS	-	-	-	2
HYUNDAI	-	4	-	75
ISUZU	16	27	226	261
ISUZU ¹	1	-	3	-
IVECO	1	20	15	312
IVECO ¹	2	-	11	-
IVECO ²	-	-	5	-
IVECO MAGIRUS	-	2	-	24
JEEP	-	-	-	2
KASSBOHRER	-	-	1	-
KIA	-	1	-	7
LAND ROVER	-	-	1	24
MAN	-	53	12	647
MAN ¹	1	-	43	-
MAZDA	-	26	1	297
MERCEDES	25	386	355	4,182
MERCEDES ¹	9	-	202	8
MERCEDES ²	-	-	2	1
MINI	-	-	-	1
mitsubishi	29	66	304	675
MITSUBISHI ¹	3	-	22	-

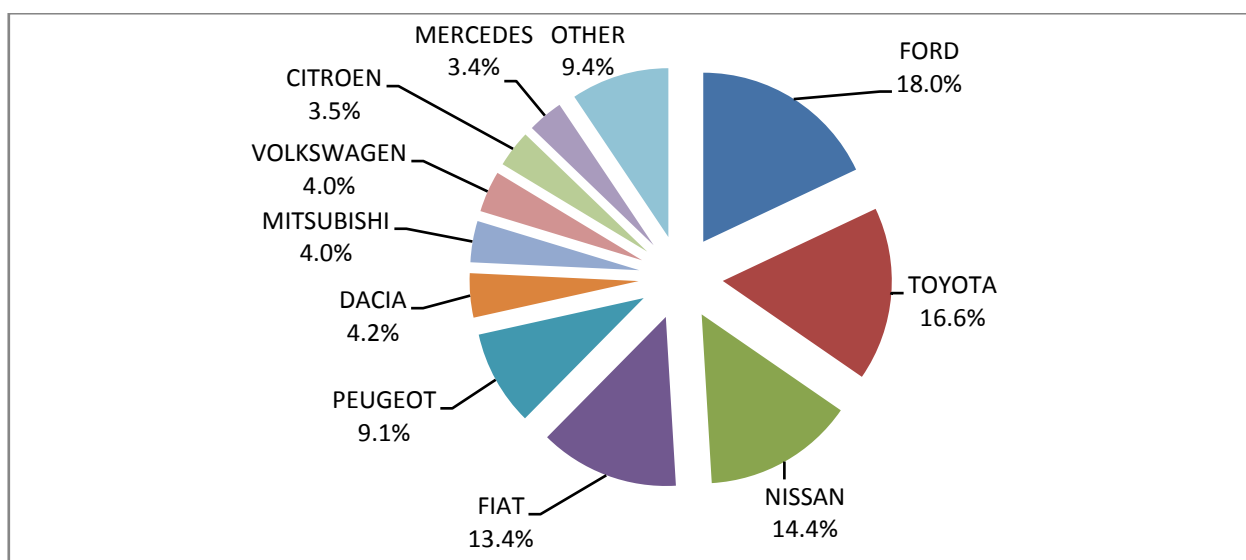
Table 5 (cont)
Sales of new and used lorries by make: November 2019 and January - November 2019

Make	Lorries			
	November		January - November	
	new	used	new	used
MULTICAR	-	-	-	1
NISSAN	106	136	675	1,217
NISSAN ¹	-	-	3	-
OPEL	3	85	170	799
PEUGEOT	67	51	771	539
PEUGEOT, CITROEN	-	-	1	-
PFAU	-	1	-	5
PIAGGIO	4	3	51	33
PIAGGIO ¹	-	-	3	-
PORSCHE	-	-	-	1
RENAULT	16	83	202	1,025
ROSSI, OLEODINA	-	-	2	-
SAVIEM	-	-	-	1
SCAM SRL	-	-	-	1
SCANIA	4	49	18	479
SCANIA ¹	-	-	4	-
SCATTOLINI, NISSAN	-	-	-	1
SCODA	-	-	-	1
SEAT	-	1	-	11
SKODA	-	4	-	50
SSANGYONG	-	1	1	7
STEYER	-	-	-	2
SUZUKI	-	2	-	7
TATA	-	1	-	3
TERBERG	-	-	-	1
TOYOTA	122	54	1,115	717
TRASFORM-CAR S.N.C	-	-	1	-
UAZ	-	-	-	1
VOLKSWAGEN	29	90	369	1,040
VOLKSWAGEN ¹	-	-	1	-
VOLVO	4	76	20	899
VOLVO ¹	-	-	13	2
WILLYS	-	-	-	1
TOTAL	734	1,733	7,629	18,950

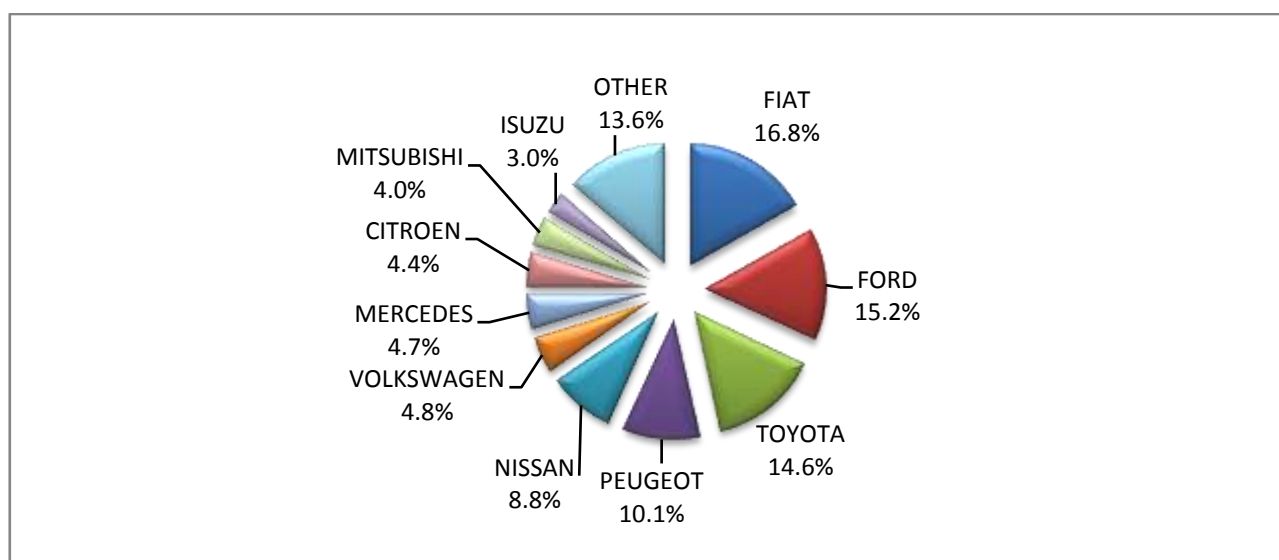
1 : With 2nd/3rd stage manufacturer in Greece.

2 : With 2nd/3rd stage manufacturer abroad.

Graph 10. Sales of new lorries by make (November 2019)



Graph 11. Sales of new lorries by make (January - November 2019)



**Table 6
Sales of new and used buses by make: November 2019 and January - November 2019**

Make	Buses			
	November		January - November	
	new	used	new	used
BMC	-	-	-	1
BOVA	-	5	-	95
CITROEN	-	-	-	1
DAF	-	-	-	6
EVOBUS	-	1	-	10
FIAT	-	2	1	10
FIAT ²	-	-	12	-
FIAT IVECO	-	1	-	5
FORD	1	3	6	24
GULERYUZ	-	-	-	1

Table 6 (cont)
Sales of new and used buses by make: November 2019 and January - November 2019

Make	Buses			
	November		January - November	
	new	used	new	used
HYUNDAI	-	-	-	1
IRISBUS	-	-	-	2
IRIZAR	-	-	3	-
ISUZU	-	-	9	3
ISUZU, ANADOLU ISUZU, AIOS, AOS, TURKUAZ, TURQUOISE, GLOBUS	-	-	4	-
ISUZU, ANADOLU ISUZU, TURKUAZ, TURQUOISE, AIOS	-	-	7	-
IVECO	-	1	1	12
IVECO ¹	-	-	1	-
JONCKHEERE	-	-	-	1
KINGLONG	-	1	-	1
MAN	-	5	30	91
MAN/NEOPLAN	-	-	1	7
MERCEDES	5	29	39	644
MERCEDES ¹	2	-	106	1
MERCEDES ²	1	-	47	1
NEOPLAN	-	5	37	35
OPEL	-	-	12	-
OTOKAR	-	2	-	7
PACIFIC	-	-	-	1
RENAULT	-	-	-	3
SAAB	-	-	-	1
SCANIA	-	5	2	25
SCANIA ²	2	-	8	1
SETRA	1	12	11	80
TEMSA	-	7	5	46
UNVI	-	-	-	1
VAN HOOL	-	1	1	5
VOLKSWAGEN	-	1	-	20
VOLVO	-	3	-	15
XIAMEN KING LONG	-	-	-	7
TOTAL	12	84	343	1,164

1 : With 2nd/3rd stage manufacturer in Greece.

2 : With 2nd/3rd stage manufacturer abroad.

Graph 12. Sales of new buses by make (January - November 2019)

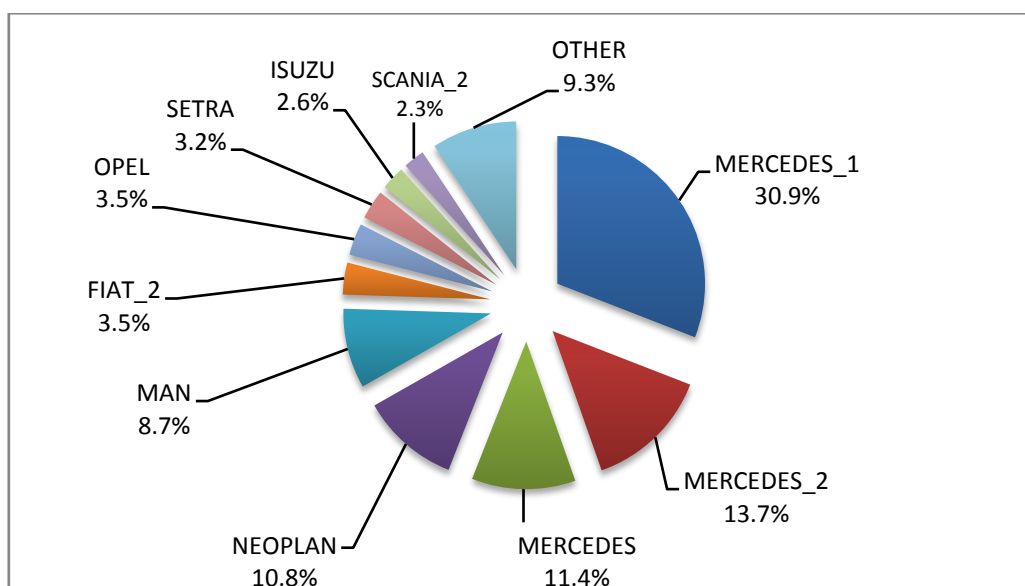


Table 7

Sales of new and used motorcycles by make or manufacturer: November and January - November 2019

Make	Motorcycles			
	November		January - November	
	new	used	new	used
ACCESS	-	-	1	-
ADIVA	-	-	-	2
AEON MOTOR	-	1	2	2
AGUSTA MV	-	-	-	1
APRILIA	2	7	33	89
APRILIA, DERBI, GILERA di Piaggio & C. S.p.A.	-	-	3	-
ARIEL	-	-	-	1
AYO, HAOJIANG, ZHONGYU, THUMP, THUMPSTAR, KIDEN, ZONTES, Junak, SENKE, TANNY, TYAN, ROMET, ROMET MOTORS, ROUTER	-	-	10	-
BAJAJ	5	-	49	-
BAOTIAN	-	-	1	-
BASHAN, AMGroup, AMGroup Bike, DON, IRBIS, WORKER BEAR, Nomik ATV 2	1	-	31	2
BENELLI	14	-	298	3
BENZHOU	-	-	-	3
BETA	3	-	39	2
BMW	42	13	705	148
BOMBARDIER RECREATIONAL PRODUCTS ING (BRP)	-	-	7	3
BRIXTON	5	-	74	-
C.P.I. MOTOR	-	-	-	1
CC	-	1	-	1
CECTEK	-	-	1	-
CENNTRO, PLANTE	-	-	1	-
CFMOTO	5	-	154	3
CFMOTO, GOES	1	-	157	1
CG	-	-	3	-
CHANGZHOU KWANG	-	-	-	1
CHONGQING LIFAN	-	-	-	1
CLUB CAR, LLC	-	-	-	4

Table 7 (cont)

Sales of new and used motorcycles by make or manufacturer: November and January - November 2019

Make	Motorcycles			
	November		January - November	
	new	used	new	used
DAELIM	4	-	35	4
DAYANG, DAYTONA MOTORS, NIPPONIA, KUBA	28	-	588	3
DAYANG, DAYTONA MOTORS, NIPPONIA, SALCANO	176	2	2,868	11
DERBI	-	1	-	1
DEZHOU FULU VEHICLE	-	-	1	-
DIVINESTAR&MOON, GSMOON, QSTRONG	-	-	-	1
DONGFANGLONG, DFLONG, MBMOTO	-	-	1	-
DUCATI	11	3	150	43
EAGLE	-	-	2	-
EVA, EMBUGGY, VINTAGE, EVANGEL	1	-	25	1
FANTIC MOTOR	1	-	6	-
FOSTI,PEDA MOTOR,SUMCO,ZNEN,BTC,BARTON MOTORS,COLIBRI,DIRECT BIKES,EUROCKA MOTORCYCL,ITALO,JUNAK,JM	-	1	-	2
GAS GAS	-	-	6	-
GILERA, PIAGGIO	-	2	-	15
GOUPIL	-	-	3	-
GUANGZHOU DAYANG MOTOCYCLE	-	-	-	1
HANWAY, MASAI, JUNAK, Motorini, STMAX, ROMET, CLS, ROMET MOTORS, GEMINI, RIVERO	-	-	3	-
HAOJIAN, ZONTES, TAYO, Sharpon, IFINO, KIDEN, ZHONGYU, CUBTOM, DIYUN, NAMIN,TIM DERVI, VUKA, THUMP, RIPPER	-	-	12	-
HARLEY DAVIDSON	8	2	93	78
HEINKEL AG	-	-	-	1
HER CHEE, ADLY MOTO, MOTO ROMA	-	-	1	-
HEROWAY	-	-	1	-
HESHAN, GOUJI, NANLIAN, MOTORCYCLE INDUSTRY, ORCAL, AJS, HERALD MOTOR COMPANY,MACBOR,MOTOB1	-	-	5	-
HI-BIRD, KOAYENG, BELDERIA, OSMAN	-	-	-	1
HM	-	-	-	1
HONDA	224	60	3,710	679
HSUN, HISUN, APACHI, Mx, MASAI, HYTRACK, TRAPPER, PUMAREX, GEON, ASYAMOTOR, DAYTONA MOTORS, KRAL	-	-	206	1
HUONIAO, DH.HAOTIAN,MOTORINI, PEGASUS, MASH	-	-	2	-
HUSABERG	-	1	-	6
HUSQVARNA	3	1	31	2
HYOSUNG & S&T KANUNI	-	-	3	1
IANYING, TYM, XINBEN, TEYIN, RIYA,ONGYUNDA, SANBEN, ALFA, Senzo, La Souris, TCB, KENTOYA	1	-	25	-
INDIAN MOTORCYCLE	2	-	16	-
INNOCENTI	-	1	-	1
ISSETTA	-	-	-	1
ITALCAR	-	-	3	-
JAWA	-	1	-	1
JIAJUE, JOYRACE, MAXON, GINEVA MOTO, MONDIAL, UGUR, DERRACE, VIARELLI, Berini, MAGPOWER, ROMET MOTORS	-	-	5	-
JIALING, MOTORAN, TRAXX, SPADA, SKYWING, SPD, ASUS, RACING	-	-	1	-
JIANSHE	-	-	7	-
JIAYUAN	3	-	35	-
JINLANG, ZUNDAPP, XHODNA, APGmoto, COLIBRI, RAZORY, VIARELLI, SUMCO, FLEX TECH, IVA, TNT moto	-	-	9	-

Table 7 (cont)

Sales of new and used motorcycles by make or manufacturer: November and January - November 2019

Make	Motorcycles			
	November		January - November	
	new	used	new	used
JMSTAR, SHENKE, HUIBANG, JONWAY, MOTORAN, MINELLI, LAPO MOTORS	-	-	1	-
JONWAY, JMSTAR, SHENKE, HUIBANG	1	-	2	-
KAWASAKI	19	6	223	70
KEEWAY	-	-	1	-
KENOS	-	-	-	1
KLHMASAI	-	-	-	1
KREIDLER	-	-	-	1
KTM	25	4	301	39
KWANG YANG	-	1	-	16
KYMCO	127	24	2,280	448
LAMBRETTA	-	-	16	-
LAVERDA	-	-	-	2
LIFAN, SKYGO, HONLEI, BISAN-LIFAN, TRUVA, SALCANO, YUKI, RAMZEY, BRANSON, SUMCO, NEMO, XPLOERER, LEVO, ACONDA	-	-	2	-
Lingzhida, LINZDA, LINDN, LINYI, LONGMAO, NLIGHT	-	-	2	-
LINHAI, KUBA, ONLINE, LHY	2	-	91	-
LINHAI, SINNIS	-	-	1	-
LML	-	-	-	2
LONCIN	-	-	-	2
LONGJIA, ITALJET, ORCAL, BEELINE	1	1	10	2
LONGJIA, ITALJET, ORCAL, BEELINE, ROMET MOTORS, GEMINI, LEXMOTO, JAHANRO, VGA, DAYTONA MOTORS	-	-	30	-
LONGJIA, lexmoto, Gemini, MH Motorcycles, MONDIAL, Jahanro, UM, ORCAL, VGA, NECO, ALFASCOOTERS, ROMET MOTORS	3	-	3	-
LONGJIA, ORCAL, TNT MOTOR, BEELINE, VGA, ITALJET, GEMINI, lexmoto, Jahanro, italo, NECO	3	-	69	1
LVNENG	-	-	1	-
MALAGUTI	-	2	-	18
MBK	5	-	69	19
MELEX	-	-	1	-
MG MOTO	2	-	34	-
MGK	1	-	2	-
MGK HM	142	1	2,301	9
MINSK, ZONGSHEN, IRIBIS, MONDIAL, LEXMOTO, JUNAK, HONLEY, OVERBIKES	-	-	3	-
MODENAS	-	1	-	8
MONDIAL, PELPI INTERNATIONAL	-	-	10	-
MOTO GUZZI	8	1	53	3
MOTO S.P.A	2	-	6	-
MSTAR, JONWAY, SHENKE, HUIBAN	-	-	-	1
MV AGUSTA	-	-	4	1
MZ MOTORRAD	-	1	-	1
NINGBO DONGFANG LINGYU	-	-	1	-
NIU, NUUV	-	-	23	-
PEUGEOT	13	3	171	25
PGO	-	-	2	-
PIAGGIO	396	27	6,407	473
PIONEER	-	-	-	1
POLARIS	1	1	98	5

Table 7 (cont)

Sales of new and used motorcycles by make or manufacturer: November and January - November 2019

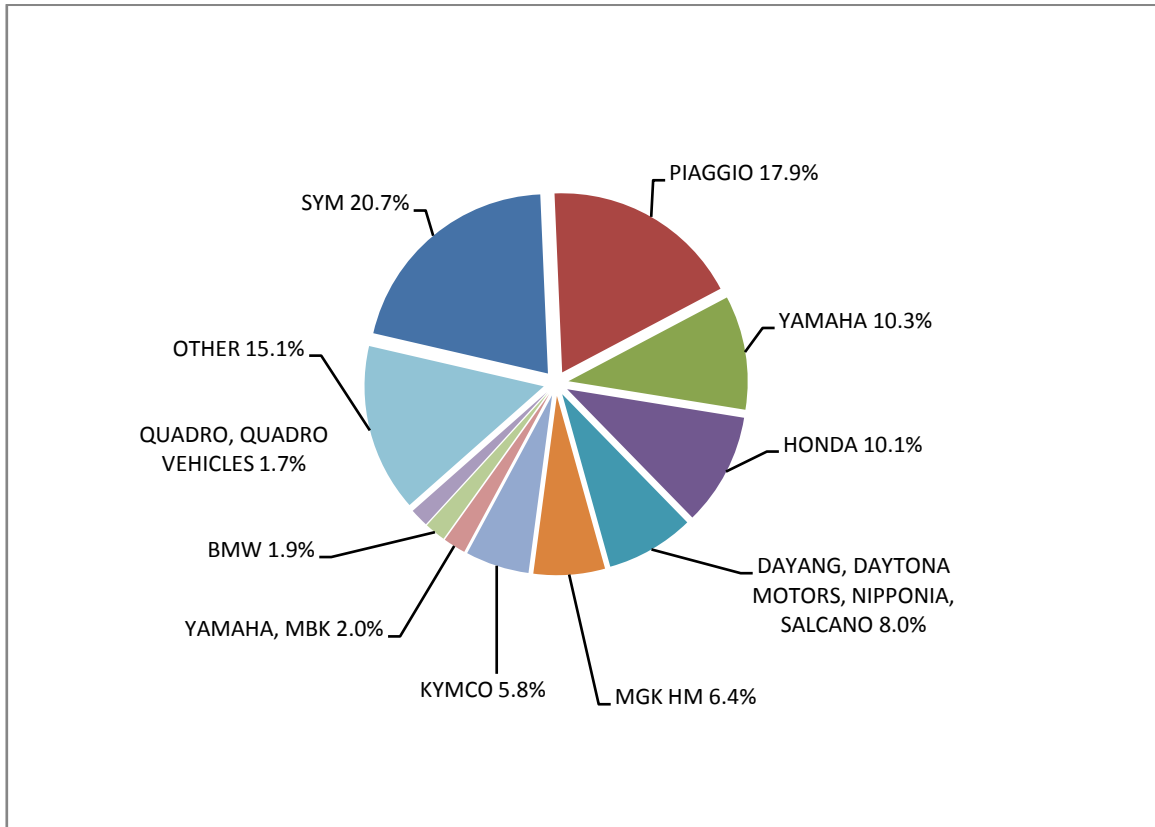
Make	Motorcycles			
	November		January - November	
	new	used	new	used
QINGQI	1	-	6	-
QINGQI, CLEVELAND CYCLEWERKS ACE, CLEVELAND ACE, CLEVELAND CYCLEWERKS ACE DELUXE	1	-	10	-
QINGQI, KADIRGA	-	-	1	-
QINGQI, PIONEER, i-moto, SUPERBYKE, KENROD, QLINK,YUKI, SACHS-Bikes, DAYTONA	-	-	1	-
QINGQI, YUKI, KARCHER, DAYTONA, SINNIS, KREIDLER	-	-	1	-
QJ, QIANG, KEEWAY, LEONE, KUBA, RKS, TELL, EMPIRE KEEWAY, BENELLI, VENGO	34	-	672	6
QSTRONG	-	-	-	1
QUADDY	-	-	1	-
QUADRO, QUADRO VEHICLES	37	1	44	4
RAGE	-	-	-	1
REGARD, GOES, HIGHROADER, VOCH, FRISIAN MOTORS	1	-	2	-
RELIANT	-	-	-	1
RENLI	-	-	2	-
REVA	-	-	-	1
ROYAL ENFIELD	-	-	18	3
Royalloy,Royal Alloy,RA,SCOMADI,VALENTINO,VALENTINO MOTORI	-	-	21	-
SACHS	-	-	-	1
SAN YANG	-	-	-	7
SANYANG	-	1	-	9
SCUTUM, ETRIX, SILENCE	-	-	1	-
SENKE, SENKO, SENKI, SENKY, HALI, JIETOUBAWANG, NANLIAN, XINHALI,PGO, SENKE.HALI	1	-	1	-
SHANYANG, ATLAS PANTHER, YAMAZUKI MOTO, MOTORKING, Hirlee, XB	8	-	46	1
SHARE'NGO, ZHIDOU	-	-	2	18
SHENGWO NEW ENERGY, YUKI	1	-	3	-
SHERCO	-	-	5	5
SHINERAY, MONDIAL, DAYTONA MOTORS, WK, ROMET MOTORS, MASH, M1NSK, WK BIKES	-	-	20	1
SKYTEAM	-	-	-	2
SKYTEAM, SACIN, METALCO, SOKUDO, BAZUKA, MINICO, MOTOS BORDOY, SUMCO, ROXON, CSR, MONKEY BIKES, FAZTEK	4	-	28	1
STMAX, KINGDAY	-	-	1	-
SUZUKI	35	16	400	208
SWM	-	-	4	-
SYM	457	15	8,382	167
TAYO, HAOJIANG, ZHONGYU, THUMP, THUMPSTAR, KIDEN, ZONTES, Junak, SENKE, TANNY, TYAN, ROMET, ROMET MOTORS, ROUTER	22	-	445	2
TCB	-	-	1	-
TGB	-	-	-	2
TIANYING, RIYA, HONGYUNDA, TYM, HONLING	4	-	19	-
TIANYING, RIYA, HONGYUNDA, TYM,HONLING, TAMCO, ALISON, DMK MOTORS, WLIE,LEEWAY, WLXQ, AP Gmoto, ALFA	5	-	48	1
TIANYING, TYM, XINBEN,TEYIN, RIYA, HONGYUNDA, SANBEN, ALFA, Senzo, La Souris, TCB	9	-	35	-
TM RACING	-	-	1	2
TODAY SUNSHINE	-	-	2	-
TRIUMPH	7	4	134	18

Table 7 (cont)

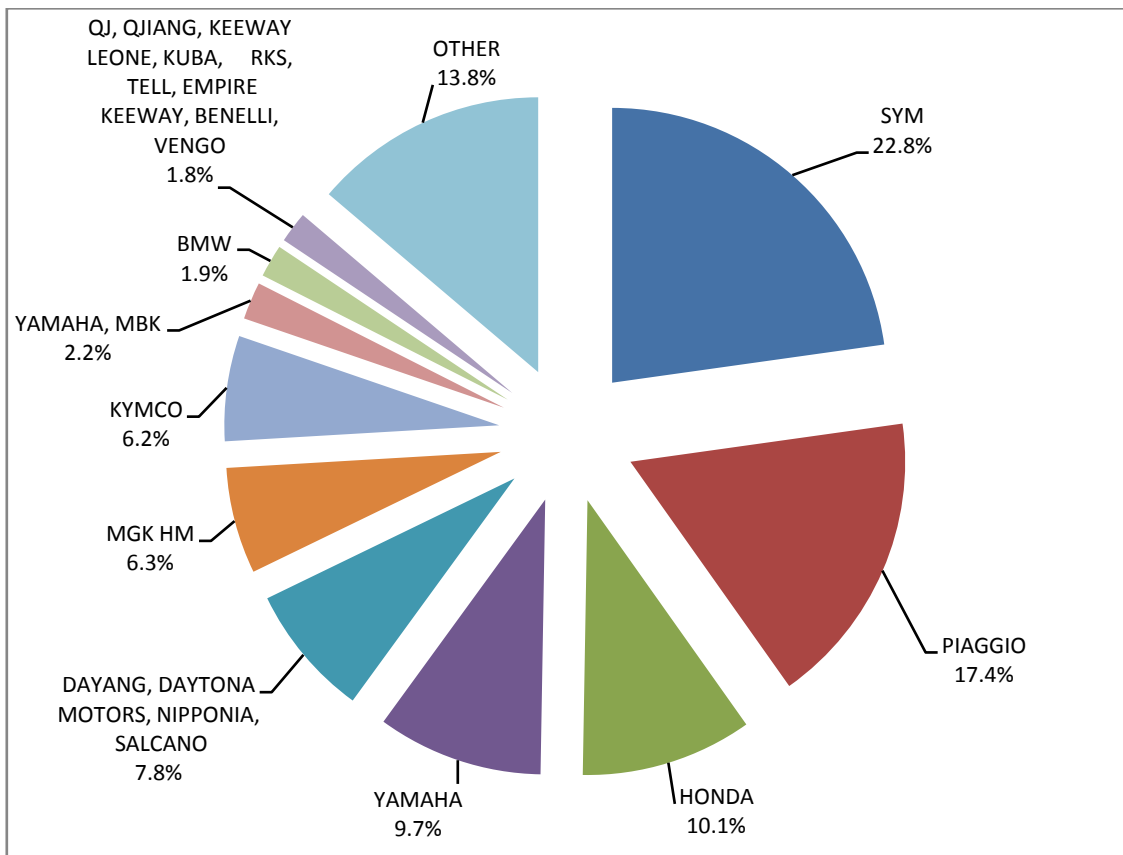
Sales of new and used motorcycles by make or manufacturer: November and January - November 2019

Make	Motorcycles			
	November		January - November	
	new	used	new	used
TUK TUK FACTORY , Tuk Tuk Company, Tuk Tuk, Ecotuk, Eco-Tuk, Tuk-E, E-tuk, Tuxi, TTF, TTC, tripp,Sam-Lor	-	-	5	-
UM	-	-	-	1
V.O.R. MOTORI	-	-	-	1
VALENTI	-	-	-	1
VICTORY MOTORCYCLES DIVISION, POLARIS INDUSTRIES INC	-	-	-	2
VMOTO,E-MAX,FMC,JINYING,DAO,VENGO,TELL,SXT	-	-	4	-
WANGYE, SANBEN, UM, KENOS, SUPERBYKE, MDC, MISTRAL, STREET ELEGANCE, 4WMOTO, RIVERO, VIKERS, ZIPP, SANLI, GOWINN	1	-	7	-
WONJAN, SAMADA	-	-	2	-
WUYANG	1	-	1	-
XGJAO, ZIPP, TOROS, ROMET, ROMET MOTORS, ROUTER, VEEROAD, DAYTONA MOTORS, GEMINI, MH MOTORCYCLES, MTG MOTORS	5	-	124	1
XINGYUE, QSTRON	-	-	1	-
YAMAHA	227	49	3,587	792
YAMAHA, MBK	45	-	810	2
YINGANG, BENYI, ROMET MOTORS, YUKI, ROUTER, MOTORAN, DAYTONA MOTORS, M1NSK, HAMACHI, KUBA, MONDIAL	2	-	53	-
YINGANG, BENYI, ROMET MOTORS, YUKI, ROUTER, MOTORAN, DAYTONA MOTORS, M1NSK, KUBA, MONDIAL	1	-	16	-
YINXIANG, KENBO	-	-	5	-
YINXIANG, MONDIAL, GEMINI, TCB	1	-	9	-
ZHONGNENG, ZNEN, AGM, AJS, YUKI, COLIBRI, EUROCKA, BTC, NOVA MOTORS, LEXMOTO, Actionbikes Motors	5	-	136	3
ZONGSHEN, ZIP STAR, Lexmoto, ICONE, VORTEX,M1NSK, MACBOR, MONDIAL, ROMET MOTORS ,SINNIS, SPARKSTER, OVER BIKES	-	-	10	-
ZONGSHEN, ZIP STAR, ZEALSUN, KENTOYA, MOTOROMA, PRONAR, KEEWAY, MOTOVELO, ASYA	1	-	10	1
ZONGSHEN, ZIP STAR, ZEALSUN, RYMCO	-	-	16	-
ZONGSHEN, ZIPSTAR, ICONE, JUNAK, Lexmoto, MH Motorcycles, MINSK,MONDIAL, ROMET MOTORS, SINNIS, SPARKSTER	-	-	4	-
TOTAL	2,207	256	36,797	3,538

Graph 13. Sales of new motorcycles (November 2019)



Graph 14. Sales of new motorcycles (January - November 2019)



EXPLANATORY NOTES

Survey on the issuing of new road motor vehicle circulation licenses	The survey on the issuing of new motor vehicle circulation licenses is a census survey. The released data give information, at country level, on the brand and type of the motor vehicle, as well as whether it is new or used. The survey does not include vehicles that move on rails, trolley busses, agricultural tractors and machinery. In addition, the following are excluded: all motor vehicles of the Armed Forces, Police, Fire Brigade, State Services, Diplomatic Corps, Foreign Missions, and Invalids of Wars, as well as motorcycles with a cylinder capacity less than 50 cc.
Legal basis	Law 3832/2010
Reference Period	November 2019
Coverage	The production of monthly data is based on the registers held by the Ministry of Infrastructure, Transport and Networks, which records all the monthly changes observed in the vehicle registration licenses at country level.
Definitions	<p>Road motor vehicle is any vehicle that, irrespective of the number of wheels, is moved by an engine and is designed to transport persons or cargo or both of them, either they are on the same single vehicle or on a trailer carried by the main motor vehicle.</p> <p>New road motor vehicle is any motor vehicle that is registered for the first time in Greece during the reference month and has not been put into circulation in any other country.</p> <p>Used motor vehicle is any motor vehicle that is registered for the first time in Greece and has been imported as a used one from abroad</p> <p>Passenger motor vehicle: it is a motor vehicle designed to carry mostly people, having no more than 9 seats, including the driver's seat.</p> <p>Bus: it is a motor vehicle, which is designed to carry mostly people, having more than 10 seats, including the driver's seat. In the corresponding tables of this Press Release, this category also includes articulated buses.</p> <p>Lorry: it is motor vehicle designed to carry mostly cargo. In the corresponding tables of this Press Release, this category also includes tractors, tow trucks, articulated tractors, and trucks with trailers.</p> <p>Motorcycle: any two-wheeled motor vehicle, with or without sidecar, with maximum authorized design speed over 45 km/h, or in case it is powered by a combustion engine, with a cylinder capacity of 50 cc or over. In the corresponding tables of this Press Release, this category also includes the three-wheeled motor vehicles – motor tricycles.</p> <p>Tricycle motor vehicle: it is a motor vehicle with three symmetrical wheels with maximum authorized design speed over 45 km/h, or in case it is powered by a combustion engine, with a cylinder capacity over the 50 cc. This category also includes four-wheel vehicles, except the light four-wheel motorcycles, whose empty vehicle tare (excluding the weight of the fuel or mixture of fuel-oil or the weight of the batteries for electric cars) is up to 400 kg in the case the vehicle is designed for passenger use or up to 550 kg in case the vehicle is designed to carry cargo and whose engine is up to 15KW.</p>
Methodology	Exhaustive Survey. The primary data derive from the Ministry of Infrastructure, Transport and Networks and are based on the issuing of new circulation licenses as they are registered by the Regional Offices for Transport and Communications.
References	More information (graphs, tables) concerning the survey on the issuing of new motor vehicle circulation licenses are available on the webpage of ELSTAT, www.statistics.gr , under the link http://www.statistics.gr/en/statistics/-/publication/SME24/